FAMEPLA
MORE THAN EFFICIENCY



A brand of:
i'M





FAMEPLA
MORE THAN EFFICIENCY

Since 1998, Famepla has been manufacturing metal furniture for workshops: cabinets with drawers and doors, workbenches, tool trolleys, shelving and storage for plastic containers. Every day, these solutions take shape to guarantee excellent performance.

The entire process takes place within the production plant in Pieve del Grappa (TV), where each stage is carefully monitored to ensure the highest quality of our products.

The experience gained over the years allows Famepla to meet the needs of a wide range of sectors: from metalworking to aerospace, from transport to automotive, from military to medical, from education to manufacturing. Famepla products are designed to meet the needs of a vast audience of users, combining design and safety to support the production process in every business context, both in Italy and around the world.

Our range boasts over 30,000 items, more than 400 of which are available from stock for fast delivery. With an extensive sales network, Famepla is present all over the world, ensuring direct customer support through its own structure or through authorised partners and resellers.

ONE GROUP, ONE IDEOLOGY, SPECIFIC SECTORS OF BELONGING.

We are people who consider research, innovation, sustainability and the human factor to be essential values in any activity. From nurseries to work organisation and health plans, **i'M** is a family, a laboratory of ideas where the team determines the success of the Group and outlines a strategy that favours not only the economic aspect, but also an efficient style of service that knows how to satisfy market demands.



IMILANI SRL SB

For 50 years, iMilani has been designing and manufacturing plastic crates and containers for logistics and goods handling.

GAM GONZAGARREDI MONTESSORI SRL

GAM specialises in the design and furnishing of nurseries, schools, libraries and cultural centres, as well as the production of certified Montessori materials.

FAMEPLA SRL

Since 1998, Famepla has been designing and manufacturing industrial metal furniture for workshops, companies and warehouses.

TECNICAL2 SRL

For over 40 years, Tecnical2 has been manufacturing metal office furniture.

ANICRIN SRL

Anicrin develops and manufactures in vitro diagnostic devices and plastic medical instruments for the bacteriology, clinical chemistry and pharmaceutical sectors.

ALTIMALTI SRL

Vertiga is a craft brewery that produces beers of different styles, with a complex character but easy to drink and suitable for everyone.

IMILOG SRL

For over 50 years, iMiLOG has been designing and manufacturing plastic boxes exclusively for use with automatic systems.

IMI NETWORK SRL

iMiTV is the new free Web TV channel that provides information, entertainment and in-depth analysis in video format, both live and on demand.

THE MATERIAL: RECYCLED AND RECYCLABLE

For **FAMEPLA**,
environmental sustainability is a responsibility and a concrete commitment. For this reason, FAMEPLA uses 100% recyclable materials to offer a product with a lower environmental impact. From the choice of wood to metal and recycled plastic, FAMEPLA puts ethical and social values first, favouring a production chain designed with total respect for the environment.

METAL
We use high-quality steel for our metal structures, characterised by high wear resistance and long life, to ensure the strength and stability of our products.
Components with a galvanised finish are made from hot-dip galvanised steel sheets, which provide extremely high corrosion resistance.

WOOD
The wooden tops are made of veneered beech. The edges of the tops are sanded on all sides. The beech veneer complies with EN 635-2 and the quality assurance complies with EN 986:2000. In addition, the formaldehyde emission class meets the requirements of the Chemicals Ordinance EOS.

REPLAST
The REPLAST line of containers is made from post-consumer recycled plastic. The REPLAST products featured in this catalogue are certified "Plastica Seconda Vita" (Second Life Plastic), meaning that at least 85% of their total weight is derived from polymers obtained from separately collected waste.

CERTIFICATIONS AND CONTROL

FAMEPLA,
is a member of **CATAS**, the most important laboratory specialising in research, analysis and certification for the wood and furniture industry.

Thanks to this collaboration, FAMEPLA guarantees high standards of quality, safety and regulatory compliance for its materials and production processes, in accordance with European and international regulations.

Upon request, FAMEPLA also provides:

- **CAM** (Minimum Environmental Criteria) certification, which certifies the compliance of products with the environmental sustainability requirements for furniture intended for public administration;
- **FSC®** (Forest Stewardship Council), certification which guarantees the use of wood from responsibly managed forests and controlled sources.

CUSTOMISATION

Every workplace has specific needs.
For this reason, FAMEPLA makes its technical and design team available to create customised furniture, designed to optimise space, workflow and functionality.

CONFIGURATIONS
Whether it's workbenches, cabinets, drawers, shelving or modular workstations, our designers work directly with the customer to define customised dimensions, configurations and technical characteristics, based on the needs of the production or logistics environment.

COLOURS AND PAINTING
In addition to the range of standard colours offered in the catalogue, custom colours can be requested to harmonise the furniture with the company's visual identity or specific industry standards.
All painting processes are carried out with high-quality epoxy powders, which guarantee resistance, durability and colour uniformity.



ESD PAINTING
On request, FAMEPLA also offers ESD (Electrostatic Discharge) coatings, designed to protect surfaces from electrostatic discharge, preventing damage to sensitive electronic components.

Available in a range of colours, these coatings are particularly suitable for electronics laboratories, testing areas and specialised production departments where maximum protection against electrostatic discharge is required.

SUSTAINABILITY

We operate with the aim of maintaining a balance between environmental responsibility and people's well-being. We believe that innovation and respect for the environment should coexist in the production process, just as attention to the quality of life of our employees is an essential element of Famepla.

WELFARE AND PEOPLE

People are at the heart of our business plan. We invest in their well-being, continuous training and the creation of a balanced and stimulating work environment.

Among our initiatives:

- **Physiotherapy in the workplace** – Physiotherapy service with an internal mobile clinic, which allows workers to access prevention programmes and personalised treatments. The aim is to promote physical well-being and reduce the risk of accidents.
- **Prevention activities** – Programmes dedicated to health and safety, aimed at promoting awareness and self-care.
- **Continuous training** – Language courses and professional development programmes to enhance skills and opportunities for personal growth.
- **iMiCOACH** – Workplace psychological support service, designed to accompany people on their journey to emotional and professional wellbeing.





iMiCOACH

INDEX



DRAWER CABINETS 10
- 18x36 18
- 27x36 24
- 36x36 32
- 45x36 40
- 54x36 46
- 64x36 52
- 78x36 58
- 18x27 64
- 27x27 70
- 36x27 78
- 45x27 84
- 54x27 90
- 64x27 96
- 78x27 102
- TROLLEYS 108
- COMBINATIONS 110



CABINETS WITH DOORS 114
- HINGED 120
- SLIDING 136
- DRESSING ROOM WARDROBES 154



WORKSTATIONS 158
- WORK BENCHES 172
- EQUIPPED WALLS 176
- WORK BENCHES ON WHEELS 182
- COMPACT BENCHES 184



CONTROL POSITIONS 188
- QUALITY STATIONS 194
- STANDARD SCREEN PC CABINETS 200
- FLAT SCREEN PC CABINETS 204
- PC CABINETS 206



NC SYSTEMS 208
- CABINETS 36x36 218
- CABINETS 36x27 234
- NC TROLLEYS 246
- NC ROLLER SHUTTER CABINET 254
- DOUBLE SLOTTED SHELVES 262
- HINGED DOOR CABINETS 268
- ROLLER SHUTTER CABINETS 270



ECOLOGY LINE 272
- HINGED DOOR CABINETS 276
- STORAGE UNITS 278
- COLLECTION TANKS 279
- CONTROL MATERIAL 284



SHELVING 290
- WITH DRAWERS AND SHELVES 27 Eh 300
- WITH DRAWERS AND SHELVES 36 Eh 316
- WITH VERTICAL DRAWERS 36 Eh 332
- WITH SHELVES 344
- WITH SLANTED SHELVES 352
- ATHENA CONTAINER HOLDER 354
- COMPAT CONTAINER HOLDER 358
- RK CONTAINER HOLDER 362
- CONTAINER CABINETS 364



PRACTIBOX+ AND TROLLEYS 368
- DRAWER CABINETS 374
- TROLLEYS 376
- FRAMES 378
- SHELVES WITH VERTICAL DRAWERS 384
- ROTATING SHELVES 386
- CONTAINER TROLLEYS 388
- FLAT TROLLEYS 391



CONTAINERS 392
- ATHENA 392
- COMPAT 408
- ZEUS 416
- RK 422

DRAWER CABINETS

Industrial metal drawer cabinets, ideal for storing tools, equipment, goods and documents, both for the workshop and the office. Made of sheet steel, they are available with single extension drawers with a load capacity of up to 100 kg or full extension drawers with a load capacity of up to 200 kg.

- Drawer load capacity up to 200 kg
- Simple or Full Extension drawers
- Anti-tilt system
- Partitioning material creates an organised and controlled drawer layout



Cabinet:

Monobloc structure in welded sheet steel, painted with high-resistance products with virtually zero environmental impact. The slotted internal support uprights with 25 mm spacing allow for modular insertion of drawers. The cabinet can be completed with accessories such as a 3-side upstand with a smooth rubber mat for storing various types of material and plinths for transport with pallet trucks or for raising the cabinet.

Drawers:

The drawers for cabinets are designed to allow for a wide range of internal divisions using separating materials: slotted dividers, cross dividers, boxes, channel dividers and more.
Available in 2 versions (partial and full extension) with excellent smoothness and load capacity thanks to the combination of ball bearings and slide guides.



Central locking
Standard with cylinder lock and two keys. Option to use a master key.



Simple extension drawers - S
The drawers slide on 3 mm thick guides with ball bearings. Drawer extension of 85–90%.
Capacity of 60 kg.



Full extension drawers - T
The drawers slide on multiple 3 mm thick guides with ball bearings. 100% full extension drawers.
Capacity up to 200 kg.



Anti-tilt system
All drawer cabinets are equipped with an anti-tilt system that allows only one drawer to be opened at a time. However, this system does not replace the requirement to fix the cabinet to the floor or wall.



Drawer front aluminium profiles
The anodised aluminium profile allows the insertion of material identification labels.
Complete with paper label and cellophane label cover.



Individual drawer locking system
Device consisting of a lever that allows the drawer to be locked/unlocked. For use on drawers mounted on mobile cabinets on castors.



Partitioning material
Components to optimise drawer division: slotted dividers, cross dividers, boxes and channel dividers, rubber bases and more for optimal storage of materials inside the drawer.
Easy to assemble thanks to the slotted sides and base of the drawer.

SERIES 10
Depth 725 mm



SERIES 11
Depth 572 mm



COLOURS
Standard



04 **RAL 5012**
LIGHT BLUE



07 **RAL 7035**
LIGHT GREY



75 **RAL 7016**
ANTHRACITE GREY
RAL 7035
LIGHT GREY



76 **RAL 5005**
SIGNAL BLUE
RAL 7035
LIGHT GREY



80 **RAL 5012**
LIGHT BLUE
RAL 7035
LIGHT GREY



81 **RAL 3003**
RUBY RED
RAL 7035
LIGHT GREY

Other Colours



25 **RAL 7016**
ANTHRACITE GREY



18 **RAL 5005**
SIGNAL BLUE



03 **RAL 3003**
RUBY RED



29 **RAL 9005**
JET BLACK



16 **RAL 3000**
FIERY RED



52 **RAL 5023**
DISTANT BLUE



17 **RAL 4006**
TRAFFIC PURPLE



02 **RAL 6011**
RESEDA GREEN



120 **RAL 1021**
NAVONE YELLOW



14 **RAL 2004**
ORANGE

Components

1 Cabinet
2 Plinth
3 Castors
4 4-sided board
5 Handle
6 Hinged door
7 Removable shelf
8 3-sided upstand
9 Work surface
10 Perforated rear panel
11 Drawer
12 Partitioning material
13 Adjustable shelf

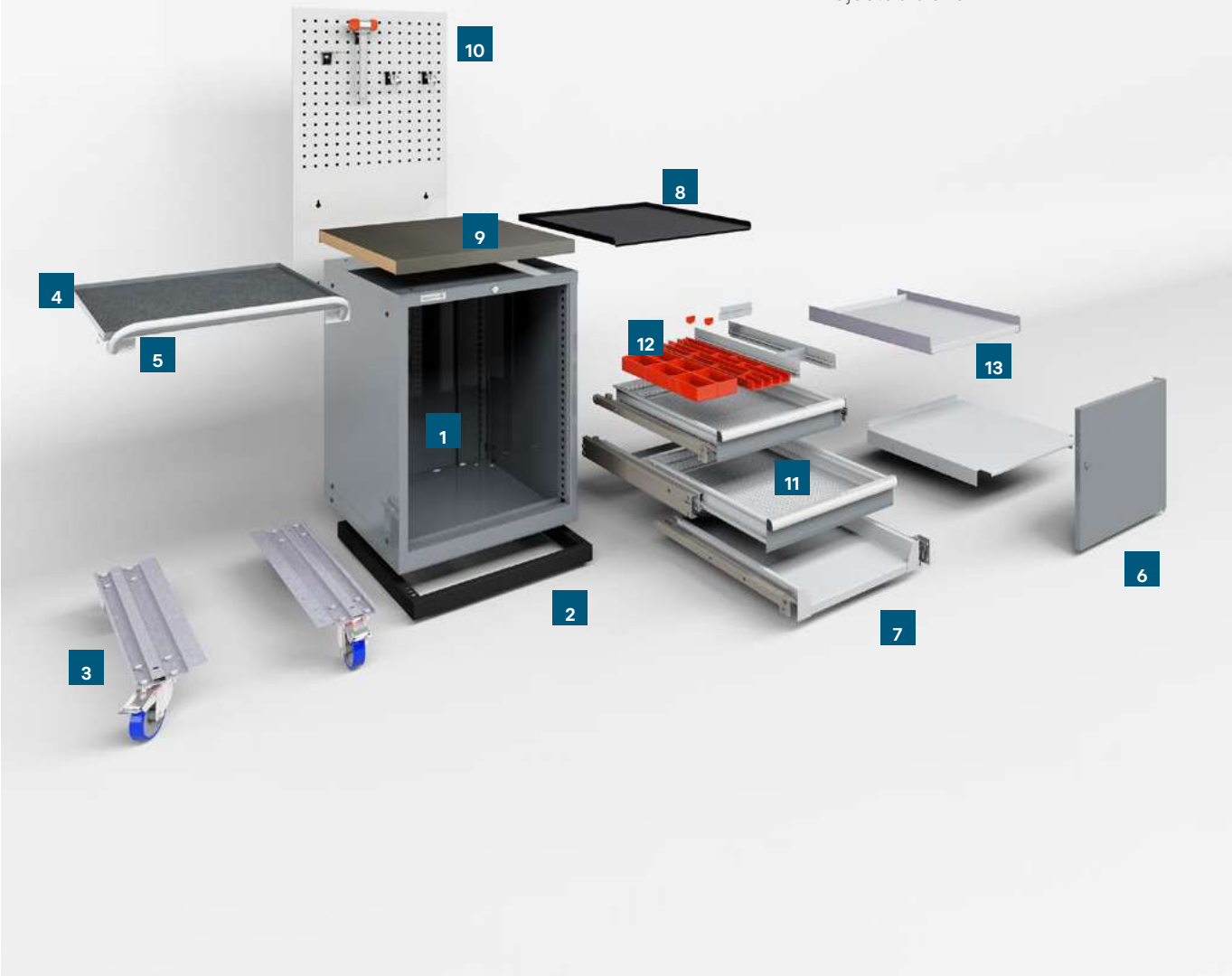

TECHNICAL INFO

Eh unit

Eh units refer to the usable internal dimensions of the drawer (width and depth), calculated based on the "pitch" (equal to 17 mm) of the slots located on the sides. Eh units lead to the external dimensions of the cabinet, i.e. by multiplying the Eh value by the pitch (e.g. 27x17 = 459 mm).
A fixed amount of 105 mm must be added to this result to calculate the width and an amount of 113 mm for the depth.

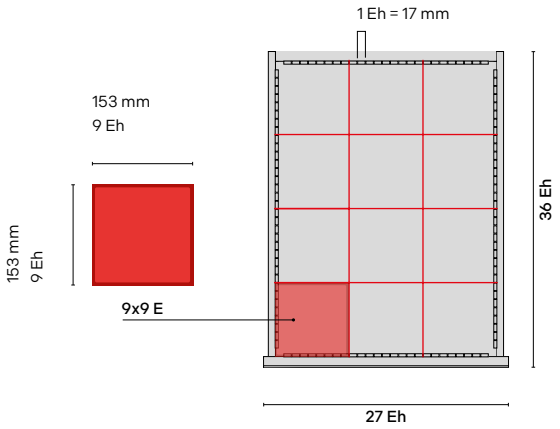

Usable height of drawer cabinet

The usable height of the cabinet body is a determining factor. The sum of the heights of the fronts (B) must correspond to the usable height of the cabinet (A).
See example 1-2.



1



2



Usable height of the drawer

Identify the maximum use of vertical space.

Lateral height (Lateral H mm)

Identifies the maximum height space of the internal wall of the drawer so as to prevent material from spilling out.

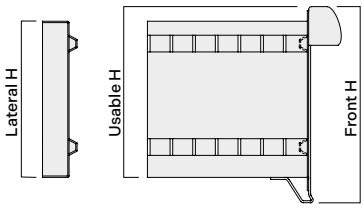

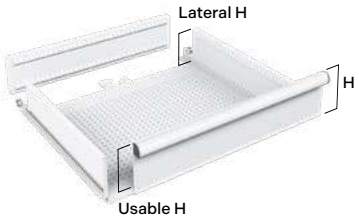

H = Front height of the drawer
Usable H = Usable internal height of the drawer
Lateral H = Internal wall height of the drawer

Simple (S) and total (T) extension of the drawer

Simple extension drawers 75-90% with max capacity 100 kg.
Full extension drawers 100% with max capacity 200 kg.

S	Depth 27 Eh: **75-80%** Depth 36 Eh: **80-90 %**	T	Depth 27 Eh: **100 %** Depth 36 Eh: **100 %**





PARTITIONING MATERIAL

Components to optimise drawer organisation: slotted dividers, cross dividers, plastic boxes and troughs for optimal storage of items inside the drawer. Easy to assemble thanks to the slotted sides and bottom of the drawer.







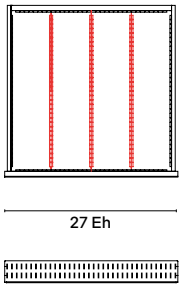

Width	457 mm	610 mm
FH	**27 Eh**	**36 Eh**
50	01-05027	01-05036
75	01-07527	01-07536
100-125	01-10027	01-10036
150-175	01-15027	01-15036
200-250	01-20027	01-20036
300-400	01-30027	01-30036

01 - Slotted partitions
Depth 27 Eh/36 Eh

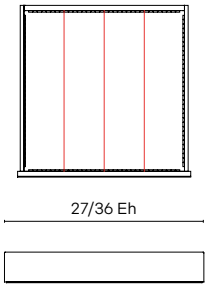

Width	457 mm	610 mm
FH	**27 Eh**	**36 Eh**
50	03-05027	03-05036
75	03-07527	03-07536
100-125	03-10027	03-10036
150-175	03-15027	03-15036
200-250	03-20027	03-20036
300-400	03-30027	03-30036

03 - Plain partitions
Depth 27 Eh/36 Eh



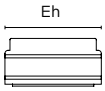

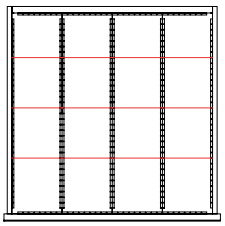

Width	30 mm	47 mm	64 mm	81 mm	98 mm	115 mm	132 mm	149 mm	166 mm	200 mm	251 mm	302 mm
FH	**2 Eh**	**3 Eh**	**4 Eh**	**5 Eh**	**6 Eh**	**7 Eh**	**8 Eh**	**9 Eh**	**10 Eh**	**12 Eh**	**15 Eh**	**18 Eh**
50	02-05030	02-05047	02-05064	02-05081	02-05098	02-05115	02-05132	02-05149	02-05166	02-05200	02-05251	02-05302
75	-	02-07047	02-07064	02-07081	02-07098	02-07115	02-07132	02-07149	02-07166	02-07200	02-07251	02-07302
100-125	-	02-10047	02-10064	02-10081	02-10098	02-10115	02-10132	02-10149	02-10166	02-10200	02-10251	02-10302
150-175	-	-	-	-	02-15098	02-15115	02-15132	02-15149	02-15166	02-15200	02-15251	02-15302
200-250	-	-	-	-	-	02-20115	02-20132	02-20149	02-20166	02-20200	02-20251	02-20302
300-400	-	-	-	-	-	-	-	02-30149	02-30166	02-30200	02-30251	02-30302

02 - Aluminium dividers

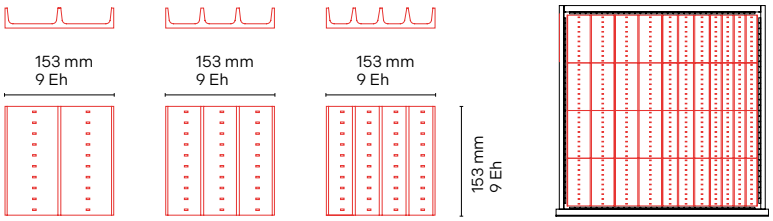



Ø	70 mm	70 mm	45 mm	45 mm	33 mm	33 mm
FH	2 Grooves	Divider 20 pcs.	3 Grooves	Divider 20 pcs.	4 Grooves	Divider 20 pcs.
50 >	04-30020	04-30021-03	04-30030	04-30031-03	04-30040	04-30041-03

04 - Trough and dividers

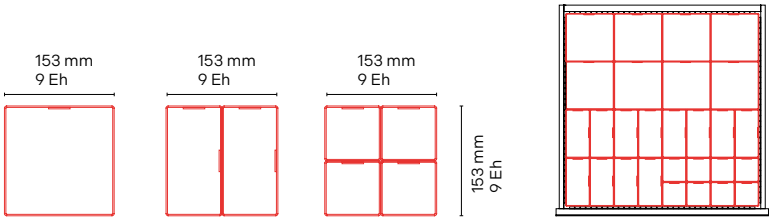



FH	Item No.	W	D	H
50 mm	04-30126	75	75	26
50 mm	04-30127*	75	75	26
50 mm	04-30226	150	75	26
50 mm	04-30326	150	150	26

FH	Item No.	W	D	H
75 mm	04-30046	50	100	46
75 mm	04-30146	75	75	46
75 mm	04-30246	150	75	46
75 mm	04-30346	150	150	46

FH	Item No.	W	D	H
100-300 mm	04-30271	150	75	71
100-300 mm	04-30371	150	150	71

05 - Plastic box

Label holders (20 pcs.)- Item No. 04-30101-03
Divider part for Item No. 04-30046 - Item No. 04-30047
* with divider

DRAWER CABINETS

18x36 Eh - 411x725 mm

SERIES 10



Item No.	W	D	H	Usable H
10-10280/07	411	725	283	200
10-10380/07	411	725	383	300
10-10530/07	411	725	533	450
10-10650/07	411	725	650	550
10-10700/07	411	725	700	600
10-10800/07	411	725	800	700
10-10850/07	411	725	850	750
10-11000/07	411	725	1000	900
10-11450/07	411	725	1450	1350

Static cabinet housing



Item No.	Front H		Usable H	Lateral H	KG
10-13050/07	50	S	36	33	60
10-13075/07	75	S	61	52	100
10-13076/07	75	T	54	52	100
10-13100/07	100	S	86	77	100
10-13101/07	100	T	79	77	100
10-13125/07	125	S	111	77	100
10-13126/07	125	T	104	77	100
10-13150/07	150	S	136	127	100
10-13151/07	150	T	129	127	100
10-13200/07	200	S	186	177	100
10-13201/07	200	T	179	177	100
10-13250/07	250	S	236	177	100
10-13251/07	250	T	229	177	100
10-13300/07	300	S	286	277	100
10-13301/07	300	T	279	277	100

Drawer
W x D= 306 x 612 mm
S= Extension 80-90 %
T= Extension 100 %



Item No.	W	D	H	Drawer
04-30814	300	600	3	18x36 Eh

Anti-slip perforated mat

18x36 Eh - 411x725 mm

SERIES 10



Item No.		Ø	H	Usable H
10-19540A/07	Po	100	681	450
10-19660A/07	Po	100	798	570
10-19710A/07	Po	100	848	600
10-19810A/07	Po	100	948	700

Mobile cabinet housing
2 Fixed castors and 2 swivel braked castors in polyurethane
Ø 100 mm, with handle and four-sided upstand
Capacity: 360 kg

Item No.		Ø	H	Usable H
10-19550A/07	Po	150	747	450
10-19670A/07	Po	150	852	550
10-19720A/07	Po	150	902	600
10-19820A/07	Po	150	1002	700

Mobile cabinet housing
2 Fixed castors and 2 swivel braked castors in polyurethane
Ø 150 mm, with handle and four-sided upstand
Capacity: 600 kg



Item No.	Front H		Usable H	Lateral H	KG
10-13052/07	50	S	36	33	60
10-13077/07	75	S	61	52	100
10-13078/07	75	T	54	52	100
10-13102/07	100	S	86	77	100
10-13103/07	100	T	79	77	100
10-13127/07	125	S	111	77	100
10-13128/07	125	T	104	77	100
10-13152/07	150	S	136	127	100
10-13153/07	150	T	129	127	100
10-13202/07	200	S	186	177	100
10-13203/07	200	T	179	177	100
10-13252/07	250	S	236	177	100
10-13253/07	250	T	229	177	100
10-13302/07	300	S	286	277	100
10-13303/07	300	T	279	277	100

Drawer
W x D= 306 x 612 mm
S= Extension 80-90 %
T= Extension 100 %



Item No.	W	D	H	Drawer
04-30814	300	600	3	18x36 Eh

Anti-slip perforated mat

When ordering, please enter the product code and replace 07 with the desired colour code.
For information on colours, see page 12.

18x36 Eh - 411x725 mm

SERIES 10



Item No.	W	D	H
10-10025	411	725	20

Three-sided upstand
With non-slip rubber
Colour: Deep black RAL 9005



Item No.	W	D	H
10-19025/07	411	725	20

Four-sided upstand
With non-slip rubber



Item No.	W	D	H	Type
10-10030	411	750	30	Multiplex wood
10-10036	411	750	30	with rubber coating

Work surface for cabinet



Item No.	W	D	H
05-41805	411	693	50
05-41810	411	693	100

Cabinet plinth
Colour: Deep black RAL 9005



Item No.	W	D	H	KG
10-10028/07	350	620	25	70

Adjustable shelf



Item No.	W	D	H		KG
10-13980/07	277	605	100	S	80

Retractable shelf
S= Extension 80-90 %
T= Extension 100 %



Item No.	W	D	H	KG
10-10033/07 *	345	615	35	50
10-10034/07	345	615	55	50

Lower shelf
* for cabinet Height 283/383/533 mm



Item No.	W	D	H	Opening
10-12451/07	355	23	450	right
10-12455/07	355	23	450	left
10-12601/07	355	23	600	right
10-12605/07	355	23	600	left

Hinged door





* Hooks see page: 169

Item No.	W	H	Usable H
10-10100/07	411	1104	600

Perforated back panel



Item No.	W	D	Unit	KG
10-10017/07	493	170	18 Eh	10

Shelf



Item No.		Ø	H	KG
10-00101	Po	100	128	360
10-00151	Po	150	182	600

Castors
2 Fixed and 2 swivel braked



Item No.	Protrusion	Type	Cabinet
06-21706	85 mm	horizontal	18x36Eh

Handle

When ordering, please enter the product code and replace 07 with the desired colour code.
For information on colours, see page 12.

18x36 Eh - 411x725 mm

SERIES 10



13
50 S
100 T
150 T

Item No.	H		KG	RAL
10-10380-13/07	383	3	100	7035

Cabinet 18x36 Eh with 3 drawers



14
75 T
75 T
150 T

Item No.	H		KG	RAL
10-10380-14/07	383	3	100	7035

Cabinet 18x36 Eh with 3 drawers



10
100 T
150 T
200 T

Item No.	H		KG	RAL
10-10530-10/07	533	3	100	7035

Cabinet 18x36 Eh with 3 drawers



17
75 T
75 T
150 T
150 T
150 T

Item No.	H		KG	RAL
10-10700A-17/07	700	5	100	7035

Cabinet 18x36 Eh with 5 drawers



14
50 S
100 T
150 T
150 T

Item No.	H		KG	RAL
10-19540A-14/07	681	4	100	7035

Mobile cabinet 18x36 Eh with 4 drawers
2 fixed and 2 swivel braked castors in polyurethane Ø 100 mm
Four-sided upstand with handle
Capacity: 360 kg



17
75 T
75 T
150 T
150 T
150 T

Item No.	H		KG	RAL
10-19710A-17/07	872	5	100	7035

Mobile cabinet 18x36 Eh with 5 drawers
2 fixed and 2 swivel braked castors in polyurethane Ø 100 mm
Four-sided upstand with handle
Capacity: 360 kg

No. of drawers | Drawer extension | (S) Extension 80-90 % | (T) Extension 100 % | KG Drawer load



Item No.	Front H
07-13007	75 mm
07-13010	100-125 mm
07-13015	150 mm
07-13020	200-250 mm

Slotted partition
1x Slotted partition 36 Eh - 612 mm
2x Aluminium divider 9 Eh - 149 mm



Item No.	Front H
07-13107	75 mm
07-13110	100-125 mm
07-13115	150 mm
07-13120	200-250 mm

Slotted partition
1x Slotted partition 36 Eh - 612 mm
6x Aluminium divider 9 Eh - 149 mm



Item No.	Front H
04-30814-04	300x600x3 h mm

Anti-slip perforated mat
Perforated mat - Colour: Black
4-piece kit

DIVIDER BOXES AND TROUGH DIVIDERS CANNOT BE USED AS PARTITION MATERIAL FOR 18X36 EH DRAWERS



When ordering, please enter the product code and replace 07 with the desired colour code.
For information on colours, see page 12.

DRAWER CABINETS

27x36 Eh - 564x725 mm

SERIES 10



Item No.	W	D	H	Usable H
10-20280/07	564	725	283	200
10-20380/07	564	725	383	300
10-20530/07	564	725	533	450
10-20650/07	564	725	650	550
10-20700/07	564	725	700	600
10-20750/07	564	725	750	650
10-20800/07	564	725	800	700
10-20850/07	564	725	850	750
10-21000/07	564	725	1000	900
10-21320/07	564	725	1325	1225

Static cabinet housing



Item No.	Front H		Usable H	Lateral H	KG
10-23050/07	50	S	36	33	60
10-23075/07	75	S	61	52	100
10-23076/07	75	T	54	52	200
10-23100/07	100	S	86	77	100
10-23101/07	100	T	79	77	200
10-23125/07	125	S	111	77	100
10-23126/07	125	T	104	77	200
10-23150/07	150	S	136	127	100
10-23151/07	150	T	129	127	200
10-23175/07	175	S	161	127	100
10-23176/07	175	T	154	127	200
10-23200/07	200	S	186	177	100
10-23201/07	200	T	179	177	200
10-23250/07	250	S	236	177	100
10-23251/07	250	T	229	177	200
10-23300/07	300	S	286	277	100
10-23301/07	300	T	279	277	200
10-23400/07	400	S	386	277	100
10-23401/07	400	T	379	277	200

Drawer
W x D= 459 x 612 mm
S= Extension 80-90 %
T= Extension 100 %



Item No.	W	D	H	Drawer
04-30834	450	600	3	27x36 Eh

Anti-slip perforated mat

27x36 Eh - 564x725 mm

SERIES 10



Item No.		Ø	H	Usable H
10-29540A/07	Po	100	695	450
10-29660A/07	Po	100	812	550
10-29710A/07	Po	100	862	600
10-29810A/07	Po	100	962	700
10-29860A/07	Po	100	1012	750
10-29910A/07	Po	100	1162	900

Mobile cabinet housing
2 fixed and 2 swivel braked castors in polyurethane Ø 100 mm, with handle and four-sided upstand
Capacity: 360 kg

Item No.		Ø	H	Usable H
10-29550A/07	Po	150	749	450
10-29670A/07	Po	150	866	550
10-29720A/07	Po	150	916	600
10-29820A/07	Po	150	1016	700
10-29870A/07	Po	150	1066	750
10-29920A/07	Po	150	1216	900

Mobile cabinet housing
2 fixed and 2 swivel braked castors in polyurethane Ø 150 mm, with handle and four-sided upstand
Capacity: 600 kg



Item No.	Front H		Usable H	Lateral H	KG
10-23052/07	50	S	36	33	60
10-23077/07	75	S	61	52	100
10-23078/07	75	T	54	52	200
10-23102/07	100	S	86	77	100
10-23103/07	100	T	79	77	200
10-23127/07	125	S	111	77	100
10-23128/07	125	T	104	77	200
10-23152/07	150	S	136	127	100
10-23153/07	150	T	129	127	200
10-23177/07	175	S	161	127	100
10-23178/07	175	T	154	127	200
10-23202/07	200	S	186	177	100
10-23203/07	200	T	179	177	200
10-23252/07	250	S	236	177	100
10-23253/07	250	T	229	177	200
10-23302/07	300	S	286	277	100
10-23303/07	300	T	279	277	200
10-23402/07	400	S	386	277	100
10-23403/07	400	T	379	277	200

Drawer
W x D= 459 x 612 mm
S= Extension 80-90 %
T= Extension 100 %



Item No.	W	D	H	Drawer
04-30834	450	600	3	27x36 Eh

Anti-slip perforated mat

When ordering, please enter the product code and replace 07 with the desired colour code.
For information on colours, see page 12.

27x36 Eh - 564x725 mm

SERIES 10



Item No.	W	D	H
10-20025	564	725	20

Three-sided upstand
With non-slip rubber
Colour: Deep black RAL 9005



Item No.	W	D	H
10-29025/07	564	725	20

Four-sided upstand
With non-slip rubber



Item No.	W	D	H	Type
10-20030	564	750	30	Multiplex wood
10-20036	564	750	30	with rubber coating

Work surface for cabinet



Item No.	W	D	H
05-42705	564	693	50
05-42710	564	693	100

Cabinet plinth
Colour: Deep black RAL 9005



Item No.	W	D	H	KG
10-20028/07	503	620	25	70

Adjustable shelf



Item No.	W	D	H		KG
10-23980/07	430	605	100	S	80

Retractable shelf
S= Extension 80-90 %
T= Extension 100 %



Item No.	W	D	H	KG
10-20033/07 *	498	615	35	50
10-20034/07	498	615	55	50

Lower shelf
* for cabinet Height 283/383/533 mm



Item No.	W	D	H	Opening
10-22451/07	508	23	450	right
10-22455/07	508	23	450	left
10-22601/07	508	23	600	right
10-22605/07	508	23	600	left

Hinged door





* Hooks see page: 169

Item No.	W	H	Usable H
10-20100/07	564	1104	600

Perforated back panel



Item No.	W	D	Unit	KG
10-20017/07	646	170	27 Eh	10

Shelf



Item No.		Ø	H	KG
10-00101	Po	100	128	360
10-00151	Po	150	182	600

Castors
2 Fixed and 2 swivel braked



Item No.	Protrusion	Type	Cabinet
06-22508/07	61 mm	inclined	27x36Eh

Handle

When ordering, please enter the product code and replace 07 with the desired colour code.
For information on colours, see page 12.

27x36 Eh - 564x725 mm

SERIES 10

02	12
100 S	100 T
100 S	100 T



Item No.	H		KG	RAL
10-20280-02/07	283	2	100	7035
10-20280-12/07	283	2	200	7035

Cabinet 27x36 Eh con 2 cassetti

03	13
50 S	50 T
100 S	100 T
150 S	150 T



Item No.	H		KG	RAL
10-20380-03/07	383	3	100	7035
10-20380-13/07	383	3	200	7035

Cabinet 27x36 Eh with 3 drawers

03	13
50 S	50 S
50 S	50 S
75 S	75 T
75 S	75 T
100 S	100 T
100 S	100 T



Item No.	H		KG	RAL
10-20530-03/07	533	6	100	7035
10-20530-13/07	533	6	200	7035

Cabinet 27x36 Eh with 6 drawers

07	17
100 S	100 T
PE S	PE S



Item No.	H		KG	RAL
10-20650-07/07	650	2	100	7035
10-20650-17/07	650	2	200	7035

Cabinet 27x36 Eh con 1 Drawer e 1 Retractable shelf

04	14
50 S	50 S
50 S	50 T
75 S	75 T
75 S	75 T
75 S	75 T
75 S	75 T
200 S	200 T



Item No.	H		KG	RAL
10-20700-04/07	700	7	100	7035
10-20700-11/07	700	7	200	7035

Cabinet 27x36 Eh with 7 drawers

01	11
50 S	50 S
100 S	100 T
100 S	100 T
150 S	150 T
300 S	300 T



Item No.	H		KG	RAL
10-20800-01/07	800	5	100	7035
10-20800-11/07	800	5	200	7035

Cabinet 27x36 Eh with 5 drawers

No. of drawers | Drawer extension | (S) Extension 80-90 % | (T) Extension 100 % | KG Drawer load



02	12
75 S	75 T
75 S	75 T
100 S	100 T
100 S	100 T
150 S	150 T
200 S	200 T

Item No.	H		KG	RAL
10-20800-02/07	800	6	100	7035
10-20800-12/07	800	6	200	7035

Cabinet 27x36 Eh with 6 drawers



04	14
50 S	50 S
75 S	75 T
75 S	75 T
100 S	100 T
100 S	100 T
150 S	150 T
150 S	150 T

Item No.	H		KG	RAL
10-20800-04/07	800	7	100	7035
10-20800-14/07	800	7	200	7035

Cabinet 27x36 Eh with 7 drawers



09	19
100 S	100 T
100 S	100 T
150 S	150 T
200 S	200 T
200 S	200 T

Item No.	H		KG	RAL
10-20850-09/07	850	5	100	7035
10-20850-19/07	850	5	200	7035

Cabinet 27x36 Eh with 5 drawers



03	13
75 S	75 T
75 S	75 T
100 S	100 T
100 S	100 T
100 S	100 T
150 S	150 T
150 S	150 T

Item No.	H		KG	RAL
10-20850-03/07	850	7	100	7035
10-20850-13/07	850	7	200	7035

Cabinet 27x36 Eh with 7 drawers



03	13
50 S	50 S
75 S	75 T
75 S	75 T
75 S	75 T
125 S	125 T
150 S	150 T
150 S	150 T
200 S	200 T

Item No.	H		KG	RAL
10-21000-03/07	1000	8	100	7035
10-21000-13/07	1000	8	200	7035

Cabinet 27x36 Eh with 8 drawers



06	16
50 S	50 S
75 S	75 T
75 S	75 T
100 S	100 T
150 S	150 T
PE S	PE S

Item No.	H		KG	RAL
10-21000-06/07	1000	5	100	7035
10-21000-16/07	1000	5	200	7035

Cabinet 27x36 Eh with 5 drawers

When ordering, please enter the product code and replace 07 with the desired colour code.
For information on colours, see page 12.

27x36 Eh - 564x725 mm

SERIES 10



01	11
50 S	50 S
75 S	75 T
125 S	125 T
200 S	200 T

Item No.	H		KG	RAL
10-29540A-01/07	695	4	100	7035
10-29540A-11/07	695	4	200	7035

Mobile cabinet 27x36 Eh with 4 drawers
2 fixed and 2 swivel braked castors in polyurethane Ø 100 mm
Four-sided upstand with handle
Capacity: 360 kg



12	12
75 S	75 T
75 S	75 T
100 S	100 T
150 S	150 T
200 S	200 T

Item No.	H		KG	RAL
10-29710A-02/07	862	5	100	7035
10-29710A-12/07	862	5	200	7035

Mobile cabinet 27x36 Eh with 5 drawers
2 fixed and 2 swivel braked castors in polyurethane Ø 100 mm
Four-sided upstand with handle
Capacity: 360 kg



01	11
50 S	50 S
100 S	100 T
100 S	100 T
150 S	150 T
300 S	300 T

Item No.	H		KG	RAL
10-29810A-01/07	962	5	100	7035
10-29810A-11/07	962	5	100	7035

Mobile cabinet 27x36 Eh with 5 drawers
2 fixed and 2 swivel braked castors in polyurethane Ø 100 mm
Four-sided upstand with handle
Capacity: 360 kg



02	12
75 S	75 T
75 S	75 T
100 S	100 T
100 S	100 T
150 S	150 T
200 S	200 T

Item No.	H		KG	RAL
10-29810A-02/07	962	6	100	7035
10-29810A-12/07	962	6	100	7035

Mobile cabinet 27x36 Eh with 6 drawers
2 fixed and 2 swivel braked castors in polyurethane Ø 100 mm
Four-sided upstand with handle
Capacity: 360 kg



03	13
75 S	75 T
75 S	75 T
100 S	100 T
100 S	100 T
100 S	100 T
150 S	150 T
150 S	150 T

Item No.	H		KG	RAL
10-29860A-03/07	1012	7	100	7035
10-29860A-13/07	1012	7	200	7035

Mobile cabinet 27x36 Eh with 7 drawers
2 fixed and 2 swivel braked castors in polyurethane Ø 100 mm
Four-sided upstand with handle
Capacity: 360 kg



02	12
100 S	100 T
100 S	100 T
100 S	100 T
100 S	100 T
150 S	150 T
150 S	150 T
200 S	200 T

Item No.	H		KG	RAL
10-29910A-02/07	1162	7	100	7035
10-29910A-12/07	1162	7	200	7035

Mobile cabinet 27x36 Eh with 5 drawers
2 fixed and 2 swivel braked castors in polyurethane Ø 100 mm
Four-sided upstand with handle
Capacity: 360 kg



Item No.	Front H
07-20023	50 mm and above

Trough
8x Trough 2 grooves Ø 70 mm
10x Trough divider
4x Trough 3 grooves Ø 45 mm
20x Trough divider



Item No.	Front H
07-20004	50 mm

Trough
12x Trough 4 grooves Ø 33 mm
50x Trough divider



Item No.	Front H
07-21405	50 mm
07-21407	75 mm
07-21410	100-125 mm

Plastic box
12x Plastic box 150x75 mm
6x Plastic box 150x150 mm



Item No.	Front H
07-21505	50 mm
07-21507	75 mm

Plastic box
16x Plastic box 75x75 mm
8x Plastic box 150x75 mm
4x Plastic box 150x150 mm



Item No.	Front H
07-23007	75 mm
07-23010	100-125 mm
07-23015	150 mm
07-23020	200-250 mm

Slotted partition
1x Slotted partition 36 Eh - 610 mm
1x Aluminium divider 12 Eh - 204 mm
1x Aluminium divider 15 Eh - 255 mm



Item No.	Front H
07-23107	75 mm
07-23110	100-125 mm
07-23115	150 mm
07-23120	200-250 mm

Slotted partition
2x Slotted partition 36 Eh - 610 mm
3x Aluminium divider 9 Eh - 149 mm



Item No.	Front H
07-23205	50 mm
07-23207	75 mm
07-23210	100-125 mm
07-23215	150 mm

Slotted partition
2x Slotted partition 36 Eh - 610 mm
10x Aluminium divider 9 Eh - 149 mm



Item No.	Front H
07-23305	50 mm
07-23307	75 mm
07-23310	100-125 mm
07-23315	150 mm

Slotted partition
3x Slotted partition 36 Eh - 610 mm
6x Aluminium divider 6Eh - 102 mm
2x Aluminium divider 9Eh - 149 mm



Item No.	Dimensions
04-30834-04	600x450x3 h mm

Anti-slip perforated mat
Perforated mat - Colour: Black
4-piece kit

When ordering, please enter the product code and replace 07 with the desired colour code.
For information on colours, see page 12.

DRAWER CABINETS

36x36 Eh - 717x725 mm

SERIES 10



Item No.	W	D	H	Usable H
10-30380/07	717	725	383	300
10-30530/07	717	725	533	450
10-30600/07	717	725	600	500
10-30650/07	717	725	650	550
10-30700/07	717	725	700	600
10-30750/07	717	725	750	650
10-30800/07	717	725	800	700
10-30850/07	717	725	850	750
10-31000/07	717	725	1000	900
10-31320/07	717	725	1325	1225
10-31450/07	717	725	1450	1350
10-31620/07	717	725	1625	1525

Static cabinet housing



Item No.	Front H		Usable H	Lateral H	KG
10-33050/07	50	S	36	33	60
10-33075/07	75	S	61	52	100
10-33076/07	75	T	54	52	200
10-33100/07	100	S	86	77	100
10-33101/07	100	T	79	77	200
10-33125/07	125	S	111	77	100
10-33126/07	125	T	104	77	200
10-33150/07	150	S	136	127	100
10-33151/07	150	T	129	127	200
10-33175/07	175	S	161	127	100
10-33176/07	175	T	154	127	200
10-33200/07	200	S	186	177	100
10-33201/07	200	T	179	177	200
10-33250/07	250	S	236	177	100
10-33251/07	250	T	229	177	200
10-33300/07	300	S	286	277	100
10-33301/07	300	T	279	277	200
10-33401/07	400	T	379	277	200

Drawer
W x D= 612 x 612 mm
S= Extension 80-90 %
T= Extension 100 %



Item No.	W	D	H	Drawer
04-30844	600	600	3	36x36 Eh

Anti-slip perforated mat

36x36 Eh - 717x725 mm

SERIES 10



Item No.		Ø	H	Usable H
10-39710/07	Po	100	860	600
10-39810/07	Po	100	960	700
10-39860/07	Po	100	1010	750
10-39910/07	Po	100	1160	900

Mobile cabinet housing
2 fixed and 2 swivel braked castors in polyurethane Ø 100 mm, with handle and four-sided upstand
Capacity: 360 kg

Item No.		Ø	H	Usable H
10-39720/07	Po	150	914	600
10-39820/07	Po	150	1014	700
10-39870/07	Po	150	1064	750
10-39920/07	Po	150	1214	900

Mobile cabinet housing
2 fixed and 2 swivel braked castors in polyurethane Ø 150 mm, with handle and four-sided upstand
Capacity: 600 kg



Item No.	Front H		Usable H	Lateral H	KG
10-33052/07	50	S	36	33	60
10-33077/07	75	S	61	52	100
10-33078/07	75	T	54	52	200
10-33102/07	100	S	86	77	100
10-33103/07	100	T	79	77	200
10-33127/07	125	S	111	77	100
10-33128/07	125	T	104	77	200
10-33152/07	150	S	136	127	100
10-33153/07	150	T	129	127	200
10-33177/07	175	S	161	127	100
10-33178/07	175	T	154	127	200
10-33202/07	200	S	186	177	100
10-33203/07	200	T	179	177	200
10-33252/07	250	S	236	177	100
10-33253/07	250	T	229	177	200
10-33302/07	300	S	286	277	100
10-33303/07	300	T	279	277	200
10-33402/07	400	S	386	277	100

Drawer
W x D= 612 x 612 mm
S= Extension 80-90 %
T= Extension 100 %



Item No.	W	D	H	Drawer
04-30844	600	600	3	36x36 Eh

Anti-slip perforated mat

When ordering, please enter the product code and replace 07 with the desired colour code.
For information on colours, see page 12.

36x36 Eh - 717x725 mm

SERIES 10



Item No.	W	D	H
10-30025	717	725	20

Three-sided upstand
With non-slip rubber
Colour: Deep black RAL 9005



Item No.	W	D	H
10-39025/07	717	725	20

Four-sided upstand
With non-slip rubber



Item No.	W	D	H	Type
10-30030	717	750	30	Multiplex wood
10-30036	717	750	30	with rubber coating

Work surface for cabinet



Item No.	W	D	H		
05-43605	717	693	50	base plinth	1
05-13610	717	659	100	pallet base	2
05-33610	717	-	100	cover plate	3

Cabinet plinth
Colour: Deep black RAL 9005



Item No.	W	D	H	KG
33-72038/07	656	620	25	70

Adjustable shelf



Item No.	W	D	H		KG
10-33984/07	612	612	75	S	100
10-33985/07	612	612	75	T	200

Retractable shelf
S= Extension 80-90 %
T= Extension 100 %

W Width mm **D** Depth mm **H** Height mm KG Capacity Drawer extension Castors type: **Po** = Polyurethane



Item No.	W	D	H	KG
10-30033/07 *	498	615	35	50
10-30034/07	498	615	55	50

Lower shelf
* for cabinet Height 283/383/533 mm





* Hooks see page: 169

Item No.	W	H	Usable H
10-30100/07	717	1104	600

Perforated back panel



Item No.	W	D	Unit	KG
10-30017/07	799	170	36 Eh	10

Shelf



Item No.		Ø	D	H	KG
06-36101	Po	100	725	140	360
06-36151	Po	150	725	193	600

Pair of castor sets



Item No.	Protrusion	Type	Cabinet
06-22706/07	85 mm	horizontal	36x36 Eh

Handle

When ordering, please enter the product code and replace 07 with the desired colour code.
For information on colours, see page 12.

36x36 Eh - 717x725 mm

SERIES 10



05	06
75 S	75 T
75 S	75 T
100 S	100 T
100 S	100 T
100 S	100 T
150 S	150 T

Item No.	H		KG	RAL
10-30700-05/07	700	6	100	7035
10-30700-06/07	700	6	200	7035

Cabinet 36x36 Eh with 6 drawers



07	02
100 S	100 T
150 S	150 T
150 S	150 T
300 S	300 T

Item No.	H		KG	RAL
10-30800-07/07	800	4	100	7035
10-30800-02/07	800	4	200	7035

Cabinet 36x36 Eh with 4 drawers



05	06
75 S	75 T
75 S	75 T
75 S	75 T
75 S	75 T
100 S	100 T
100 S	100 T
100 S	100 T
150 S	150 T

Item No.	H		KG	RAL
10-30850-05/07	850	8	100	7035
10-30850-06/07	850	8	200	7035

Cabinet 36x36 Eh with 8 drawers



15
150 T
150 T
150 T
150 T
150 T
150 T

Item No.	H		KG	RAL
10-31000-15/07	1000	6	200	7035

Cabinet 36x36 Eh with 9 drawers



03	04
75 S	75 T
75 S	75 T
100 S	100 T
150 S	150 T
150 S	150 T
150 S	150 T
200 S	200 T

Item No.	H		KG	RAL
10-31000-03/07	1000	7	100	7035
10-31000-04/07	1000	7	200	7035

Cabinet 36x36 Eh with 7 drawers



11	12
75 S	75 T
75 S	75 T
100 S	100 T
100 S	100 T
100 S	100 T
100 S	100 T
150 S	150 T
200 S	200 T

Item No.	H		KG	RAL
10-31000-11/07	1000	8	100	7035
10-31000-12/07	1000	8	200	7035

Cabinet 36x36 Eh with 8 drawers



17	18
75 S	75 T
75 S	75 T
75 S	75 T
75 S	75 T
100 S	100 T
100 S	100 T
100 S	100 T
150 S	150 T
150 S	150 T

Item No.	H		KG	RAL
10-31000-17/07	1000	9	100	7035
10-31000-18/07	1000	9	200	7035

Cabinet 36x36 Eh with 9 drawers



27	28
100 S	100 T
100 S	100 T
100 S	100 T
100 S	100 T
100 S	100 T
100 S	100 T
100 S	100 T
100 S	100 T
100 S	100 T

Item No.	H		KG	RAL
10-31000-27/07	1000	9	100	7035
10-31000-28/07	1000	9	200	7035

Cabinet 36x36 Eh with 9 drawers



32
75 T
75 T
75 T
75 T
100 T
100 T
100 T
100 T
100 T
100 T

Item No.	H		KG	RAL
10-31000-32/07	1000	10	200	7035

Cabinet 36x36 Eh with 10 drawers



15	04
75 S	75 T
75 S	75 T
100 S	100 T
100 S	100 T
100 S	100 T
125 S	125 T
150 S	150 T
200 S	200 T
300 S	300 T

Item No.	H		KG	RAL
10-31320-15/07	1325	9	100	7035
10-31320-04/07	1325	9	200	7035

Cabinet 36x36 Eh with 9 drawers



05	06
75 S	75 T
75 S	75 T
100 S	100 T
100 S	100 T
100 S	100 T
150 S	150 T
150 S	150 T
200 S	200 T
200 S	200 T
200 S	200 T

Item No.	H		KG	RAL
10-31450-05/07	1450	10	100	7035
10-31450-06/07	1450	10	200	7035

Cabinet 36x36 Eh with 10 drawers



03	04
100 S	100 T
100 S	100 T
100 S	100 T
125 S	125 T
150 S	150 T
150 S	150 T
150 S	150 T
150 S	150 T
150 S	150 T
150 S	150 T
200 S	200 T

Item No.	H		KG	RAL
10-31620-03/07	1625	11	100	7035
10-31620-04/07	1625	11	200	7035

Cabinet 36x36 Eh with 11 drawers

When ordering, please enter the product code and replace 07 with the desired colour code.
For information on colours, see page 12.

36x36 Eh - 717x725 mm

SERIES 10



05	06
75 S	75 T
75 S	75 T
100 S	100 T
100 S	100 T
100 S	100 T
150 S	150 T

Item No.	H		KG	RAL
10-39720-05/07	914	6	100	7035
10-39720-06/07	914	6	200	7035

Mobile cabinet 36x36 Eh with 6 drawers
2 fixed and 2 swivel braked castors in polyurethane Ø 150 mm
Four-sided upstand with handle
Capacity: 600 kg



01	02
100 S	100 T
150 S	150 T
150 S	150 T
300 S	300 T

Item No.	H		KG	RAL
10-39820-01/07	1014	4	100	7035
10-39820-02/07	1014	4	200	7035

Mobile cabinet 36x36 Eh with 4 drawers
2 fixed and 2 swivel braked castors in polyurethane Ø 150 mm
Four-sided upstand with handle
Capacity: 600 kg



03	04
75 S	75 T
75 S	75 T
100 S	100 T
100 S	100 T
125 S	125 T
125 S	125 T
150 S	150 T

Item No.	H		KG	RAL
10-39870-03/07	1064	7	100	7035
10-39870-04/07	1064	7	200	7035

Mobile cabinet 36x36 Eh with 7 drawers
2 fixed and 2 swivel braked castors in polyurethane Ø 150 mm
Four-sided upstand with handle
Capacity: 600 kg



07	08
50 S	50 T
75 S	75 T
75 S	75 T
100 S	100 T
100 S	100 T
150 S	150 T
150 S	150 T
200 S	200 T

Item No.	H		KG	RAL
10-39920-07/07	1214	8	100	7035
10-39920-08/07	1214	8	200	7035

Mobile cabinet 36x36 Eh with 8 drawers
2 fixed and 2 swivel braked castors in polyurethane Ø 150 mm
Four-sided upstand with handle
Capacity: 600 kg



No. of drawers | Drawer extension | (S) Extension 80-90 % | (T) Extension 100 % | KG Drawer load



Item No.	Front H
07-31407	75 mm
07-31410	100-125 mm

Plastic box
16x Plastic box 150x75 mm
8x Plastic box 150x150 mm



Item No.	Front H
07-31507	75 mm

Plastic box
16x Plastic box 75x75 mm
16x Plastic box 150x75 mm
4x Plastic box 150x150 mm



Item No.	Front H
07-30002	50 mm and above

Trough
16x Trough 2 grooves Ø 70 mm
38x Trough divider



Item No.	Front H
07-30003	50 mm and above

Trough
16x Trough 3 grooves Ø 45 mm
51x Trough divider



Item No.	Front H
07-30004	50 mm and above

Trough
16x Trough 4 grooves Ø 33 mm
64x Trough divider



Item No.	Front H
07-33107	75 mm
07-33110	100-125 mm
07-33115	150 mm
07-33120	200-250 mm

Slotted partition
2x Slotted partition 36 Eh - 612 mm
3x Aluminium divider 12 Eh - 200 mm



Item No.	Front H
07-33207	75 mm
07-33210	100-125 mm
07-33215	150 mm
07-33220	200-250 mm

Slotted partition
2x Slotted partition 36 Eh - 612 mm
3x Aluminium divider 12 Eh - 200 mm



Item No.	Front H
07-33307	75 mm
07-33310	100-125 mm
07-33315	150 mm
07-33320	200-250 mm

Slotted partition
3x Slotted partition 36 Eh - 612 mm
15x Aluminium divider 9 Eh - 149 mm



Item No.	Dimensions
04-30844-04	600x600x3 h mm

Anti-slip perforated mat
Perforated mat - Colour: Black
4-piece kit

When ordering, please enter the product code and replace 07 with the desired colour code.
For information on colours, see page 12.

DRAWER CABINETS

45x36 Eh - 870x725 mm

SERIES 10



Item No.	W	D	H	Usable H
10-40380/07	870	725	383	300
10-40600/07	870	725	600	500
10-40700/07	870	725	700	600
10-40750/07	870	725	750	650
10-40800/07	870	725	800	700
10-40850/07	870	725	850	750
10-41000/07	870	725	1000	900
10-41450/07	870	725	1450	1350
10-41620/07	870	725	1625	1525

Static cabinet housing



Item No.	Front H		Usable H	Lateral H	KG
10-43050/07	50	S	36	33	60
10-43075/07	75	S	61	52	100
10-43076/07	75	T	54	52	200
10-43100/07	100	S	86	77	100
10-43101/07	100	T	79	77	200
10-43125/07	125	S	111	77	100
10-43126/07	125	T	104	77	200
10-43150/07	150	S	136	127	100
10-43151/07	150	T	129	127	200
10-43175/07	175	S	161	127	100
10-43176/07	175	T	154	127	200
10-43200/07	200	S	186	177	100
10-43201/07	200	T	179	177	200
10-43250/07	250	S	236	177	100
10-43251/07	250	T	229	177	200
10-43300/07	300	S	286	277	100
10-43301/07	300	T	279	277	200
10-43401/07	400	T	379	277	200

Drawer
W x D= 765 x 612 mm
S= Extension 80-90 %
T= Extension 100 %



Item No.	W	D	H	Drawer
04-30854	750	600	3	45x36 Eh

Anti-slip perforated mat

45x36 Eh - 870x725 mm

SERIES 10



Item No.		Ø	H	Usable H
10-49710/07	Po	100	860	600
10-49860/07	Po	100	1010	750
10-49910/07	Po	100	1160	900

Mobile cabinet housing
2 fixed and 2 swivel braked castors in polyurethane Ø 100 mm, with handle and four-sided upstand
Capacity: 360 kg

Item No.		Ø	H	Usable H
10-49720/07	Po	150	914	600
10-49870/07	Po	150	1064	750
10-49920/07	Po	150	1214	900

Mobile cabinet housing
2 fixed and 2 swivel braked castors in polyurethane Ø 150 mm, with handle and four-sided upstand
Capacity: 600 kg



Item No.	Front H		Usable H	Lateral H	KG
10-43052/07	50	S	36	33	60
10-43077/07	75	S	61	52	100
10-43078/07	75	T	54	52	200
10-43102/07	100	S	86	77	100
10-43103/07	100	T	79	77	200
10-43127/07	125	S	111	77	100
10-43128/07	125	T	104	77	200
10-43152/07	150	S	136	127	100
10-43153/07	150	T	129	127	200
10-43177/07	175	S	161	127	100
10-43178/07	175	T	154	127	200
10-43202/07	200	S	186	177	100
10-43203/07	200	T	179	177	200
10-43252/07	250	S	236	177	100
10-43253/07	250	T	229	177	200
10-43302/07	300	S	286	277	100
10-43303/07	300	T	279	277	200
10-43403/07	400	T	379	277	200

Drawer
W x D= 765 x 612 mm
S= Extension 80-90 %
T= Extension 100 %



Item No.	W	D	H	Drawer
04-30854	750	600	3	45x36 Eh

Anti-slip perforated mat

When ordering, please enter the product code and replace 07 with the desired colour code.
For information on colours, see page 12.

45x36 Eh - 870x725 mm

SERIES 10



Item No.	W	D	H
10-40025	870	725	20

Three-sided upstand
With non-slip rubber
Colour: Deep black RAL 9005



Item No.	W	D	H
10-49025	870	725	20

Four-sided upstand
With non-slip rubber



Item No.	W	D	H	Type
10-40030	870	750	30	Multiplex wood
10-40036	870	750	30	with rubber coating

Work surface for cabinet



Item No.	W	D	H		
05-44505	870	693	50	base plinth	1
05-14510	870	659	100	pallet base	2
05-34510	870	-	100	cover plate	3

Cabinet plinth
Colour: Deep black RAL 9005



Item No.	W	D	H	KG
33-72048/07	809	620	25	70

Adjustable shelf



Item No.	W	D	H		KG
10-43984/07	765	612	75	S	100
10-43985/07	765	612	75	T	200

Retractable shelf
S= Extension 80-90 %
T= Extension 100 %



Item No.	W	D	H	KG
10-40033/07 *	498	615	35	50
10-40034/07	498	615	55	50

Lower shelf
* for cabinet Height 283/383/533 mm





* Hooks see page: 169

Item No.	W	H	Usable H
10-40100/07	870	1104	600

Perforated back panel



Item No.	W	D	Unit	KG
10-40017/07	952	170	45 Eh	10

Shelf



Item No.		Ø	D	H	KG
06-36101	Po	100	725	140	360
06-36151	Po	150	725	193	600

Pair of castor sets



Item No.	Protrusion	Type	Cabinet
06-22706/07	85 mm	horizontal	45x36Eh

Handle

When ordering, please enter the product code and replace 07 with the desired colour code.
For information on colours, see page 12.

DRAWER CABINETS

45x36 Eh - 870x725 mm

SERIES 10



09	08
75 S	75 T
75 S	75 T
100 S	100 T
100 S	100 T
100 S	100 T
150 S	150 T

Item No.	H		KG	RAL
10-40700-09/07	700	6	100	7035
10-40700-08/07	700	6	200	7035

Cabinet 45x36 Eh with 6 drawers



03	02
50 S	50 S
75 S	75 T
75 S	75 T
100 S	100 T
100 S	100 T
150 S	150 T
200 S	200 T

Item No.	H		KG	RAL
10-40850-03/07	850	7	100	7035
10-40850-02/07	850	7	200	7035

Cabinet 45x36 Eh with 7 drawers



19	10
75 S	75 T
75 S	75 T
100 S	100 T
150 S	150 T
150 S	150 T
150 S	150 T
200 S	200 T

Item No.	H		KG	RAL
10-41000-19/07	1000	7	100	7035
10-41000-10/07	1000	7	200	7035

Cabinet 45x36 Eh with 7 drawers



45	46
75 S	75 T
75 S	75 T
100 S	100 T
100 S	100 T
100 S	100 T
100 S	100 T
150 S	150 T
200 S	200 T

Item No.	H		KG	RAL
10-41000-45/07	1000	8	100	7035
10-41000-46/07	1000	8	200	7035

Cabinet 45x36 Eh with 8 drawers



33	34
75 S	75 T
75 S	75 T
75 S	75 T
75 S	75 T
100 S	100 T
100 S	100 T
100 S	100 T
150 S	150 T
150 S	200 T

Item No.	H		KG	RAL
10-41000-33/07	1000	9	100	7035
10-41000-34/07	1000	9	200	7035

Cabinet 45x36 Eh with 9 drawers



15	16
75 S	75 T
75 S	75 T
100 S	100 T
100 S	100 T
100 S	100 T
150 S	150 T
150 S	150 T
200 S	200 T
200 S	200 T
200 S	200 T

Item No.	H		KG	RAL
10-41450-15/07	1450	10	100	7035
10-41450-16/07	1450	10	200	7035

Cabinet 45x36 Eh with 10 drawers

No. of drawers | Drawer extension | (S) Extension 80-90 % | (T) Extension 100 % | KG Drawer load



11	08
75 S	75 T
75 S	75 T
100 S	100 T
100 S	100 T
100 S	100 T
150 S	150 T

Item No.	H		KG	RAL
10-49720-11/07	914	6	100	7035
10-49720-08/07	914	6	200	7035

Mobile cabinet 45x36 Eh with 5 drawers
2 fixed and 2 swivel braked castors in polyurethane Ø 150 mm
Four-sided upstand with handle
Capacity: 600 kg



08	06
75 S	75 T
75 S	75 T
100 S	100 T
100 S	100 T
125 S	125 T
125 S	125 T
150 S	150 T

Item No.	H		KG	RAL
10-49870-08/07	1064	7	100	7035
10-49870-06/07	1064	7	200	7035

Mobile cabinet 45x36 Eh with 7 drawers
2 fixed and 2 swivel braked castors in polyurethane Ø 150 mm
Four-sided upstand with handle
Capacity: 600 kg



03	02
100 S	100 T
100 S	100 T
100 S	100 T
150 S	150 T
150 S	150 T
300 S	300 T

Item No.	H		KG	RAL
10-49920-03/07	1214	6	100	7035
10-49920-02/07	1214	6	200	7035

Mobile cabinet 45x36 Eh with 6 drawers
2 fixed and 2 swivel braked castors in polyurethane Ø 150 mm
Four-sided upstand with handle
Capacity: 600 kg



23	18
75 S	75 T
75 S	75 T
100 S	100 T
100 S	100 T
100 S	100 T
100 S	100 T
150 S	150 T
200 S	200 T

Item No.	H		KG	RAL
10-49920-23/07	1214	8	100	7035
10-49920-18/07	1214	8	200	7035

Mobile cabinet 45x36 Eh with 8 drawers
2 fixed and 2 swivel braked castors in polyurethane Ø 150 mm
Four-sided upstand with handle
Capacity: 600 kg



Item No.	Front H
07-43307	75 mm
07-43310	100-125 mm
07-43315	150 mm
07-43320	200-250 mm

Slotted partition
3x Slotted partition 36 Eh - 612 mm
5x Aluminium divider 9 Eh - 149 mm
10x Aluminium divider 12 Eh - 200 mm



Item No.	Front H
07-43407	75 mm
07-43410	100-125 mm
07-43415	150 mm
07-43420	200-250 mm

Slotted partition
4x Slotted partition 36 Eh - 612 mm
21x Aluminium divider 9 Eh - 149 mm



Item No.	Dimensions
04-30854-04	750x600x3 h mm

Anti-slip perforated mat
Perforated mat - Colour: Black
4-piece kit

When ordering, please enter the product code and replace 07 with the desired colour code.
For information on colours, see page 12.

DRAWER CABINETS

54x36 Eh - 1023x725 mm

SERIES 10



Item No.	W	D	H	Usable H
10-50550/07	1023	725	550	450
10-50650/07	1023	725	650	550
10-50700/07	1023	725	700	600
10-50750/07	1023	725	750	650
10-50800/07	1023	725	800	700
10-50850/07	1023	725	850	750
10-51000/07	1023	725	1000	900
10-51320/07	1023	725	1325	1225
10-51450/07	1023	725	1450	1350
10-51620/07	1023	725	1625	1525

Static cabinet housing



Item No.	Front H		Usable H	Lateral H	KG
10-53050/07	50	S	36	33	60
10-53075/07	75	S	61	52	100
10-53076/07	75	T	54	52	200
10-53100/07	100	S	86	77	100
10-53101/07	100	T	79	77	200
10-53125/07	125	S	111	77	100
10-53126/07	125	T	104	77	200
10-53150/07	150	S	136	127	100
10-53151/07	150	T	129	127	200
10-53176/07	175	T	154	127	200
10-53200/07	200	S	186	177	100
10-53201/07	200	T	179	177	200
10-53250/07	250	S	236	177	100
10-53251/07	250	T	229	177	200
10-53300/07	300	S	286	277	100
10-53301/07	300	T	279	277	200
10-53401/07	400	T	379	277	200

Drawer
W x D= 918 x 612 mm
S= Extension 80-90 %
T= Extension 100 %



Item No.	W	D	H	Drawer
04-30874	900	600	3	54x36 Eh

Anti-slip perforated mat

54x36 Eh - 1023x725 mm

SERIES 10



Item No.		Ø	H	Usable H
10-59710/07	Po	100	860	600
10-59860/07	Po	100	1010	750
10-59910/07	Po	100	1160	900

Mobile cabinet housing
2 fixed and 2 swivel braked castors in polyurethane Ø 100 mm, with handle and four-sided upstand
Capacity: 360 kg

Item No.		Ø	H	Usable H
10-59720/07	Po	150	914	600
10-59870/07	Po	150	1064	750
10-59920/07	Po	150	1214	900

Mobile cabinet housing
2 fixed and 2 swivel braked castors in polyurethane Ø 150 mm, with handle and four-sided upstand
Capacity: 600 kg



Item No.	Front H		Usable H	Lateral H	KG
10-53052/07	50	S	36	33	60
10-53077/07	75	S	61	52	100
10-53078/07	75	T	54	52	200
10-53102/07	100	S	86	77	100
10-53103/07	100	T	79	77	200
10-53127/07	125	S	111	77	100
10-53128/07	125	T	104	77	200
10-53152/07	150	S	136	127	100
10-53153/07	150	T	129	127	200
10-53178/07	175	T	154	127	200
10-53202/07	200	S	186	177	100
10-53203/07	200	T	179	177	200
10-53252/07	250	S	236	177	100
10-53253/07	250	T	229	177	200
10-53302/07	300	S	286	277	100
10-53303/07	300	T	279	277	200
10-53403/07	400	T	379	277	200

Drawer
W x D= 918 x 612 mm
S= Extension 80-90 %
T= Extension 100 %



Item No.	W	D	H	Drawer
04-30874	900	600	3	54x36 Eh

Anti-slip perforated mat

When ordering, please enter the product code and replace 07 with the desired colour code.
For information on colours, see page 12.

54x36 Eh - 1023x725 mm

SERIES 10



Item No.	W	D	H
10-50025	1023	725	20

Three-sided upstand
With non-slip rubber
Colour: Deep black RAL 9005



Item No.	W	D	H
10-59025/07	1023	725	20

Four-sided upstand
With non-slip rubber
Colour: Deep black RAL 9005



Item No.	W	D	H	Type
10-50030	1023	750	30	Multiplex wood
10-50036	1023	750	30	with rubber coating

Work surface for cabinet



Item No.	W	D	H		
05-45405	1023	693	50	base plinth	1
05-23610	1023	659	100	pallet base	2
05-35410	1023	-	100	cover plate	3

Cabinet plinth
Colour: Deep black RAL 9005



Item No.	W	D	H	KG
33-72058/07	962	620	25	70

Adjustable shelf



Item No.	W	D	H		KG
10-53984/07	918	612	75	S	100
10-53985/07	918	612	75	T	200

Retractable shelf
S= Extension 80-90 %
T= Extension 100 %



Item No.	W	D	H	KG
10-50033/07 *	957	615	35	50
10-50034/07	957	615	55	50

Lower shelf
* for cabinet Height 283/383/533 mm





* Hooks see page: 169

Item No.	W	H	Usable H
10-50100/07	1023	1104	600

Perforated back panel



Item No.	W	D	Unit	KG
10-50017/07	1105	170	54 Eh	10

Shelf



Item No.		Ø	D	H	KG
06-36101	Po	100	725	140	360
06-36151	Po	150	725	193	600

Pair of castor sets



Item No.	Protrusion	Type	Cabinet
06-22706/07	85 mm	horizontal	54x36Eh

Handle

When ordering, please enter the product code and replace 07 with the desired colour code.
For information on colours, see page 12.

DRAWER CABINETS

54x36 Eh - 1023x725 mm

SERIES 10



08	06
75 S	75 T
75 S	75 T
100 S	100 T
150 S	150 T
200 S	200 T

Item No.	H		KG	RAL
10-50700-08/07	700	5	100	7035
10-50700-06/07	700	5	200	7035

Cabinet 54x36 Eh with 6 drawers



04	02
100 S	100 T
100 S	100 T
100 S	100 T
150 S	150 T
300 S	300 T

Item No.	H		KG	RAL
10-50850-04/07	850	5	100	7035
10-50850-02/07	850	5	200	7035

Cabinet 54x36 Eh with 5 drawers



05	06
75 S	75 T
75 S	75 T
100 S	100 T
100 S	100 T
150 S	150 T
250 S	250 T

Item No.	H		KG	RAL
10-50850-05/07	850	6	100	7035
10-50850-06/07	850	6	200	7035

Cabinet 54x36 Eh with 6 drawers



13
100 T
100 T
100 T
100 T
150 T
200 T

Item No.	H		KG	RAL
10-50850-13/07	850	6	200	7035

Cabinet 54x36 Eh with 6 drawers



08	06
75 S	75 T
75 S	75 T
100 S	100 T
150 S	150 T
150 S	150 T
150 S	150 T
200 S	200 T

Item No.	H		KG	RAL
10-51000-08/07	1000	7	100	7035
10-51000-06/07	1000	7	200	7035

Cabinet 54x36 Eh with 7 drawers



16	14
75 S	75 T
75 S	75 T
100 S	100 T
100 S	100 T
100 S	100 T
100 S	100 T
150 S	150 T
200 S	200 T

Item No.	H		KG	RAL
10-51000-16/07	1000	8	100	7035
10-51000-14/07	1000	8	200	7035

Cabinet 54x36 Eh with 8 drawers



33	34
100 S	100 T
100 S	100 T
100 S	100 T
100 S	100 T
100 S	100 T
100 S	100 T
100 S	100 T
100 S	100 T
100 S	100 T

Item No.	H		KG	RAL
10-51000-33/07	1000	9	100	7035
10-51000-34/07	1000	9	200	7035

Cabinet 54x36 Eh with 9 drawers



12	10
75 S	75 T
75 S	75 T
100 S	100 T
100 S	100 T
100 S	100 T
100 S	100 T
100 S	100 T
150 S	150 T
150 S	150 T
200 S	200 T
200 S	200 T

Item No.	H		KG	RAL
10-51450-12/07	1450	11	100	7035
10-51450-10/07	1450	11	200	7035

Cabinet 54x36 Eh with 11 drawers



04	02
100 S	100 T
150 S	150 T
150 S	150 T
200 S	200 T

Item No.	H		KG	RAL
10-59720-04/07	914	4	100	7035
10-59720-02/07	914	4	200	7035

Mobile cabinet 54x36 Eh with 4 drawers
2 fixed and 2 swivel braked castors in polyurethane Ø 150 mm
Capacity: 600 kg



13	10
50 S	50 S
75 S	75 T
75 S	75 T
100 S	100 T
100 S	100 T
150 S	150 T
200 S	200 T

Item No.	H		KG	RAL
10-59870-13/07	1064	7	100	7035
10-59870-10/07	1064	7	200	7035

Mobile cabinet 54x36 Eh with 7 drawers
2 fixed and 2 swivel braked castors in polyurethane Ø 150 mm
Capacity: 600 kg



Item No.	Front H
07-51205	50 mm
07-51207	75 mm
07-51210	100-125 mm

Plastic box
24x Plastic box 150x150 mm



Item No.	Front H
07-53405	50 mm
07-53407	75 mm
07-53410	100-125 mm
07-53415	150 mm
07-53420	200-250 mm

Slotted partition
4x Slotted partition 36 Eh - 612 mm
2x Aluminium divider 9 Eh - 149 mm
3x Aluminium divider 12 Eh - 200 mm



Item No.	Front H
07-53505	50 mm
07-53507	75 mm
07-53510	100-125 mm
07-53515	150 mm
07-53520	200-250 mm

Slotted partition
5x Slotted partition 36 Eh - 612 mm
12x Aluminium divider 9 Eh - 149 mm

When ordering, please enter the product code and replace 07 with the desired colour code.
For information on colours, see page 12.

DRAWER CABINETS

64x36 Eh - 1193x725 mm

SERIES 10



Item No.	W	D	H	Usable H
10-60380/07	1193	725	383	300
10-60700/07	1193	725	700	600
10-60800/07	1193	725	800	700
10-60850/07	1193	725	850	750
10-61000/07	1193	725	1000	900
10-61320/07	1193	725	1325	1225
10-61450/07	1193	725	1450	1350
10-61620/07	1193	725	1625	1525

Static cabinet housing



Item No.	Front H		Usable H	Lateral H	KG
10-63076/07	75	T	54	52	150
10-63101/07	100	T	79	77	150
10-63126/07	125	T	104	77	150
10-63151/07	150	T	129	127	150
10-63176/07	175	T	154	127	150
10-63201/07	200	T	179	177	150
10-63251/07	250	T	229	177	150
10-63301/07	300	T	279	277	150
10-63401/07	400	T	379	277	150

Drawer
W x D= 1088 x 612 mm
S= Extension 80-90 %
T= Extension 100 %



Item No.	W	D	H	Drawer
04-30884	1080	600	3	64x36 Eh

Anti-slip perforated mat

64x36 Eh - 1193x725 mm

SERIES 10



Item No.		Ø	H	Usable H
10-69710/07	Po	100	860	600
10-69810/07	Po	100	960	700
10-69860/07	Po	100	1010	750
10-69910/07	Po	100	1160	900

Mobile cabinet housing
2 fixed and 2 swivel braked castors in polyurethane Ø 100 mm, with handle and four-sided upstand
Capacity: 360 kg

Item No.		Ø	H	Usable H
10-69720/07	Po	150	914	600
10-69820/07	Po	150	1014	700
10-69870/07	Po	150	1064	750
10-69920/07	Po	150	1214	900

Mobile cabinet housing
2 fixed and 2 swivel braked castors in polyurethane Ø 150 mm, with handle and four-sided upstand
Capacity: 600 kg



Item No.	Front H		Usable H	Lateral H	KG
10-63078/07	75	T	54	52	150
10-63103/07	100	T	79	77	150
10-63128/07	125	T	104	77	150
10-63153/07	150	T	129	127	150
10-63178/07	175	T	154	127	150
10-63203/07	200	T	179	177	150
10-63253/07	250	T	229	177	150
10-63303/07	300	T	279	277	150
10-63403/07	400	T	379	277	150

Drawer
W x D= 1088 x 612 mm
S= Extension 80-90 %
T= Extension 100 %



Item No.	W	D	H	Drawer
04-30884	1080	600	3	64x36 Eh

Anti-slip perforated mat

When ordering, please enter the product code and replace 07 with the desired colour code.
For information on colours, see page 12.

64x36 Eh - 1193x725 mm

SERIES 10



Item No.	W	D	H
10-60025	1193	725	20

Three-sided upstand
With non-slip rubber
Colour: Deep black RAL 9005



Item No.	W	D	H
10-69025/07	1193	725	20

Four-sided upstand
With non-slip rubber
Colour: Deep black RAL 9005



Item No.	W	D	H	Type
10-60030	1193	750	30	Multiplex wood
10-60036	1193	750	30	with rubber coating

Work surface for cabinet



Item No.	W	D	H		
05-46405	1193	693	50	base plinth	1
05-23610	1193	659	100	pallet base	2
05-36410	1193	-	100	cover plate	3

Cabinet plinth
Colour: Deep black RAL 9005



Item No.	W	D	H	KG
33-72068/07	1132	620	25	70

Adjustable shelf



Item No.	W	D	H		KG
10-63985/07	1088	612	75	T	150

Retractable shelf
T= Extension 100 %

W Width mm D Depth mm H Height mm KG Capacity Drawer extension Castors type: **Po** = Polyurethane



Item No.	W	D	H	KG
10-60033/07 *	1130	615	35	50
10-60034/07	1130	615	55	50

Lower shelf
* for cabinet Height 283/383/533 mm





* Hooks see page: 169

Item No.	W	H	Usable H
10-60100/07	1193	1104	600

Perforated back panel



Item No.	W	D	Unit	KG
10-60017/07	1275	170	64 Eh	10

Shelf



Item No.		Ø	D	H	KG
06-36101	Po	100	725	140	360
06-36151	Po	150	725	193	600

Pair of castor sets



Item No.	Protrusion	Type	Cabinet
06-22706/07	85 mm	horizontal	64x36Eh

Handle

When ordering, please enter the product code and replace 07 with the desired colour code.
For information on colours, see page 12.

64x36 Eh - 1193x725 mm

SERIES 10



01
100 T
150 T
150 T
200 T

Item No.	H		KG	RAL
10-60700-01/07	700	4	150	7035

Cabinet 64x36 Eh with 4 drawers



03
75 T
75 T
100 T
150 T
200 T

Item No.	H		KG	RAL
10-60700-03/07	700	5	150	7035

Cabinet 64x36 Eh with 5 drawers



01
75 T
75 T
100 T
100 T
150 T
200 T
200 T

Item No.	H		KG	RAL
10-61000-01/07	1000	7	150	7035

Cabinet 64x36 Eh with 7 drawers



03
75 T
75 T
100 T
100 T
100 T
100 T
150 T
200 T

Item No.	H		KG	RAL
10-61000-03/07	1000	8	150	7035

Cabinet 64x36 Eh with 8 drawers



05
75 T
75 T
100 T
100 T
100 T
150 T
150 T
150 T

Item No.	H		KG	RAL
10-61000-05/07	1000	8	150	7035

Cabinet 64x36 Eh with 8 drawers



07
75 T
75 T
100 T
150 T
150 T
150 T
200 T

Item No.	H		KG	RAL
10-61000-07/07	1000	7	150	7035

Cabinet 64x36 Eh with 7 drawers

No. of drawers | Drawer extension | (S) Extension 80-90 % | (T) Extension 100 % | KG Drawer load



01
100 T
100 T
100 T
100 T
125 T
150 T
150 T
200 T
200 T

Item No.	H		KG	RAL
10-61320-01/07	1325	9	150	7035

Cabinet 64x36 Eh with 9 drawers



03
75 T
75 T
75 T
100 T
100 T
150 T
150 T
150 T
150 T
200 T

Item No.	H		KG	RAL
10-61320-03/07	1325	10	150	7035

Cabinet 64x36 Eh with 10 drawers



01
150 T
150 T
125 T
75 T
100 T
100 T
100 T
150 T
200 T
200 T

Item No.	H		KG	RAL
10-61450-01/07	1450	10	150	7035

Cabinet 64x36 Eh with 10 drawers



03
150 T
125 T
75 T
100 T
100 T
100 T
100 T
100 T
150 T
150 T
200 T

Item No.	H		KG	RAL
10-61450-03/07	1450	11	150	7035

Cabinet 64x36 Eh with 11 drawers



Item No.	Front H
07-63407	75 mm
07-63410	100-125 mm
07-63415	150 mm

Slotted partition
4x Slotted partition 36 Eh - 612 mm
3x Aluminium divider 9 Eh - 149 mm
3x Aluminium divider 10 Eh - 166 mm
9x Aluminium divider 15 Eh - 251 mm



Item No.	Front H
07-63507	75 mm
07-63510	100-125 mm
07-63515	150 mm

Slotted partition
5x Slotted partition 36 Eh - 610 mm
2x Aluminium divider 9 Eh - 149 mm
1x Aluminium divider 10 Eh - 166 mm
3x Aluminium divider 12 Eh - 200 mm



Item No.	Front H
07-68607	75 mm
07-68610	100-125 mm
07-68615	150 mm
07-68620	200-250 mm
07-68630	300 mm

Plain partition
6x Plain partition 36 Eh - 610 mm

When ordering, please enter the product code and replace 07 with the desired colour code.
For information on colours, see page 12.

DRAWER CABINETS

78x36 Eh - 1431x725 mm

SERIES 10



Item No.	W	D	H	Usable H
10-70550/07	1431	725	550	450
10-70700/07	1431	725	700	600
10-70800/07	1431	725	800	700
10-70850/07	1431	725	850	750
10-71000/07	1431	725	1000	900
10-71320/07	1431	725	1325	1225
10-71450/07	1431	725	1450	1350

Static cabinet housing



Item No.	Front H		Usable H	Lateral H	KG
10-73076/07	75	T	54	52	150
10-73101/07	100	T	79	77	150
10-73126/07	125	T	104	77	150
10-73151/07	150	T	129	127	150
10-73176/07	175	T	154	127	150
10-73201/07	200	T	179	177	150
10-73251/07	250	T	229	177	150
10-73301/07	300	T	279	277	150
10-73401/07	400	T	379	277	150

Drawer
W x D= 1326 x 612 mm
S= Extension 80-90 %
T= Extension 100 %



Item No.	W	D	H	Drawer
04-30894	1320	600	3	78x36 Eh

Anti-slip perforated mat

78x36 Eh - 1431x725 mm

SERIES 10



Item No.		Ø	H	Usable H
10-79710/07	Po	100	857	600
10-79860/07	Po	100	1022	750
10-79910/07	Po	100	1172	900

Mobile cabinet housing
2 fixed and 2 swivel braked castors in polyurethane Ø 100 mm, with handle and four-sided upstand
Capacity: 360 kg

Item No.		Ø	H	Usable H
10-79720/07	Po	150	929	600
10-79870/07	Po	150	1079	750
10-79920/07	Po	150	1229	900

Mobile cabinet housing
2 fixed and 2 swivel braked castors in polyurethane Ø 150 mm, with handle and four-sided upstand
Capacity: 600 kg



Item No.	Front H		Usable H	Lateral H	KG
10-73078/07	75	T	54	52	150
10-73103/07	100	T	79	77	150
10-73128/07	125	T	104	77	150
10-73153/07	150	T	129	127	150
10-73203/07	200	T	179	177	150
10-73253/07	250	T	229	177	150
10-73303/07	300	T	279	277	150
10-73403/07	400	T	379	277	150

Drawer
W x D= 1326 x 612 mm
S= Extension 80-90 %
T= Extension 100 %



Item No.	W	D	H	Drawer
04-30894	1320	600	3	78x36 Eh

Anti-slip perforated mat

When ordering, please enter the product code and replace 07 with the desired colour code.
For information on colours, see page 12.

78x36 Eh - 1431x725 mm

SERIES 10



Item No.	W	D	H
10-70025	1431	725	20

Three-sided upstand
With non-slip rubber
Colour: Deep black RAL 9005



Item No.	W	D	H
10-79025/07	1431	725	20

Four-sided upstand
With non-slip rubber



Item No.	W	D	H	Type
10-70030	1431	750	30	Multiplex wood
10-70036	1431	750	30	with rubber coating

Work surface for cabinet



Item No.	W	D	H		
05-47805	1431	693	50	base plinth	1
05-23610	1431	659	100	pallet base	2
05-37810	1431	-	100	cover plate	3

Cabinet plinth
Colour: Deep black RAL 9005



Item No.	W	D	H	KG
33-72078/07	1370	620	25	70

Adjustable shelf



Item No.	W	D	H		KG
10-73985/07	1326	612	75	T	150

Retractable shelf
T= Extension 100 %

W Width mm D Depth mm H Height mm KG Capacity Drawer extension Castors type: **Po** = Polyurethane



Item No.	W	D	H	KG
10-70033/07 *	1368	615	35	50
10-70034/07	1368	615	55	50

Lower shelf
* for cabinet Height 283/383/533 mm





* Hooks see page: 169

Item No.	W	H	Usable H
10-70100/07	1431	1104	600

Perforated back panel



Item No.	W	D	Unit	KG
10-70017/07	1513	170	78 Eh	10

Shelf



Item No.		Ø	D	H	KG
06-36101	Po	100	725	140	360
06-36151	Po	150	725	193	600

Pair of castor sets



Item No.	Protrusion	Type	Cabinet
06-22706/07	85 mm	horizontal	78x36Eh

Handle

When ordering, please enter the product code and replace 07 with the desired colour code.
For information on colours, see page 12.

78x36 Eh - 1431x725 mm

SERIES 10



01
100 T
150 T
150 T
200 T

Item No.	H		KG	RAL
10-70700-01/07	700	4	150	7035

Cabinet 78x36 Eh with 4 drawers



03
75 T
75 T
100 T
150 T
200 T

Item No.	H		KG	RAL
10-70700-03/07	700	5	150	7035

Cabinet 78x36 Eh with 5 drawers



01
75 T
75 T
100 T
100 T
150 T
200 T
200 T

Item No.	H		KG	RAL
10-71000-01/07	1000	7	150	7035

Cabinet 78x36 Eh with 7 drawers



03
75 T
75 T
100 T
100 T
100 T
100 T
150 T
200 T

Item No.	H		KG	RAL
10-71000-03/07	1000	8	150	7035

Cabinet 78x36 Eh with 8 drawers



05
75 T
75 T
100 T
100 T
100 T
150 T
150 T
150 T

Item No.	H		KG	RAL
10-71000-05/07	1000	8	150	7035

Cabinet 78x36 Eh with 8 drawers



07
75 T
75 T
100 T
150 T
150 T
150 T
200 T

Item No.	H		KG	RAL
10-71000-07/07	1000	7	150	7035

Cabinet 78x36 Eh with 7 drawers

No. of drawers | Drawer extension | (S) Extension 80-90 % | (T) Extension 100 % | KG Drawer load



01
100 T
100 T
100 T
100 T
125 T
150 T
150 T
200 T
200 T

Item No.	H		KG	RAL
10-71320-01/07	1325	9	150	7035

Cabinet 78x36 Eh with 9 drawers



05
75 T
75 T
75 T
75 T
75 T
100 T
100 T
150 T
150 T
150 T
200 T

Item No.	H		KG	RAL
10-71320-05/07	1325	11	150	7035

Cabinet 78x36 Eh with 11 drawers



01
150 T
150 T
125 T
75 T
100 T
100 T
100 T
150 T
200 T
200 T

Item No.	H		KG	RAL
10-71450-01/07	1450	10	150	7035

Cabinet 78x36 Eh with 10 drawers



03
150 T
125 T
75 T
100 T
100 T
100 T
100 T
100 T
150 T
150 T
200 T

Item No.	H		KG	RAL
10-71450-03/07	1450	11	150	7035

Cabinet 78x36 Eh with 11 drawers



Item No.	Front H
07-73507	75 mm
07-73510	100-125 mm
07-73515	150 mm

Slotted partition
5x Slotted partition 36 Eh - 610 mm
2x Aluminium divider 9 Eh - 149 mm
2x Aluminium divider 12 Eh - 200 mm
2x Aluminium divider 18 Eh - 302 mm



Item No.	Front H
07-73607	75 mm
07-73610	100-125 mm
07-73615	150 mm

Slotted partition
6x Slotted partition 36 Eh - 610 mm
4x Aluminium divider 9 Eh - 149 mm
2x Aluminium divider 12 Eh - 200 mm
1x Aluminium divider 18 Eh - 302 mm



Item No.	Front H
07-68607	75 mm
07-68610	100-125 mm
07-68615	150 mm
07-68620	200-250 mm
07-68630	300 mm

Plain partition
6x Plain partition 36 Eh - 610 mm

When ordering, please enter the product code and replace 07 with the desired colour code.
For information on colours, see page 12.

DRAWER CABINETS

18x27 Eh - 411x572 mm

SERIES 11



Item No.	W	D	H	Usable H
11-10280/07	411	572	283	200
11-10380/07	411	572	383	300
11-10530/07	411	572	533	450
11-10650/07	411	572	650	550
11-10700/07	411	572	700	600
11-10800/07	411	572	800	700
11-10850/07	411	572	850	750
11-11000/07	411	572	1000	900
11-11450/07	411	572	1450	1350

Static cabinet housing



Item No.	Front H		Usable H	Lateral H	KG
11-13050/07	50	S	36	33	60
11-13075/07	75	S	61	52	100
11-13076/07	75	T	54	52	100
11-13100/07	100	S	86	77	100
11-13101/07	100	T	79	77	100
11-13125/07	125	S	111	77	100
11-13126/07	125	T	104	77	100
11-13150/07	150	S	136	127	100
11-13151/07	150	T	129	127	100
11-13200/07	200	S	186	177	100
11-13201/07	200	T	179	177	100
11-13250/07	250	S	236	177	100
11-13251/07	250	T	229	177	100
11-13300/07	300	S	286	277	100
11-13301/07	300	T	279	277	100

Drawer
W x D= 306 x 459 mm
S= Extension 75-80%
T= Extension 100 %



Item No.	W	D	H	Drawer
04-30804	300	450	3	18x27 Eh

Anti-slip perforated mat

W Width mm **D** Depth mm **H** Height mm KG Capacity Drawer extension Castors type: **Po** = Polyurethane

18x27 Eh - 411x572 mm

SERIES 11



Item No.		Ø	H	Usable H
11-19540A/07	Po	100	681	450
11-19660A/07	Po	100	798	550
11-19710A/07	Po	100	848	600
11-19810A/07	Po	100	948	700

Mobile cabinet housing
2 fixed and 2 swivel braked castors in polyurethane Ø 100 mm, with handle and four-sided upstand
Capacity: 360 kg

Item No.		Ø	H	Usable H
11-19550A/07	Po	150	735	450
11-19670A/07	Po	150	852	550
11-19720A/07	Po	150	902	600
11-19820A/07	Po	150	1002	700

Mobile cabinet housing
2 fixed and 2 swivel braked castors in polyurethane Ø 150 mm, with handle and four-sided upstand
Capacity: 600 kg



Item No.	Front H		Usable H	Lateral H	KG
11-13052/07	50	S	36	33	60
11-13077/07	75	S	61	52	100
11-13078/07	75	T	54	52	100
11-13102/07	100	S	86	77	100
11-13103/07	100	T	79	77	100
11-13127/07	125	S	111	77	100
11-13128/07	125	T	104	77	100
11-13152/07	150	S	136	127	100
11-13153/07	150	T	129	127	100
11-13202/07	200	S	186	177	100
11-13203/07	200	T	179	177	100
11-13252/07	250	S	236	177	100
11-13253/07	250	T	229	177	100
11-13302/07	300	S	286	277	100
11-13303/07	300	T	279	277	100

Drawer
W x D= 306 x 459 mm
S= Extension 75-80%
T= Extension 100 %



Item No.	W	D	H	Drawer
04-30804	300	450	3	18x27 Eh

Anti-slip perforated mat

When ordering, please enter the product code and replace 07 with the desired colour code.
For information on colours, see page 12.

18x27 Eh - 411x572 mm

SERIES 11



Item No.	W	D	H
11-10025	564	572	20

Three-sided upstand
With non-slip rubber
Colour: Deep black RAL 9005



Item No.	W	D	H
11-19025	411	572	25

Four-sided upstand
With non-slip rubber



Item No.	W	D	H	Type
11-10030	411	600	30	Multiplex wood
11-10036	411	600	30	with rubber coating

Work surface for cabinet



Item No.	W	D	H
05-41605	411	540	50
05-41610	411	540	100

Cabinet plinth
Colour: Deep black RAL 9005



Item No.	W	D	H	KG
11-10028/07	350	467	25	70

Adjustable shelf



Item No.	W	D	H		KG
11-13980/07	277	452	100	S	80

Retractable shelf
S= Extension 75-80%

W Width mm D Depth mm H Height mm KG Capacity Drawer extension Castors type: **Po** = Polyurethane



Item No.	W	D	H	KG
11-10033/07 *	345	462	35	50
11-10034/07	345	462	55	50

Lower shelf
* for cabinet Height 283/383/533 mm



Item No.	W	D	H	Opening
11-12451/07	355	23	450	right
11-12455/07	355	23	450	left
11-12601/07	355	23	600	right
11-12605/07	355	23	600	left

Hinged door





* Hooks see page: 169

Item No.	W	H	Usable H
10-10100/07	411	1104	570

Perforated back panel



Item No.	W	D	Unit	KG
10-10017/07	493	170	18 Eh	10

Shelf



Item No.		Ø	H	KG
10-00101	Po	100	128	360
10-00151	Po	150	182	600

Castors
2 Fixed and 2 swivel braked



Item No.	Protrusion	Type	Cabinet
06-21706	85 mm	horizontal	18x27Eh

Handle

When ordering, please enter the product code and replace 07 with the desired colour code.
For information on colours, see page 12.

18x27 Eh - 411x572 mm

SERIES 11



13
50 S
100 T
150 T

Item No.	H		KG	RAL
11-10380-13/07	383	3	100	7035

Cabinet 18x27 Eh with 3 drawers



14
75 T
75 T
150 T

Item No.	H		KG	RAL
11-10380-14/07	383	3	100	7035

Cabinet 18x27 Eh with 3 drawers



10
100 T
150 T
200 T

Item No.	H		KG	RAL
11-10530-10/07	533	3	100	7035

Cabinet 18x27 Eh with 3 drawers



17
75 T
75 T
150 T
150 T
150 T

Item No.	H		KG	RAL
11-10700-17/07	700	5	100	7035

Cabinet 18x27 Eh with 5 drawers



14
50 S
100 T
150 T
150 T

Item No.	H		KG	RAL
11-19540A-14/07	681	4	100	7035

Mobile cabinet 18x27 Eh with 4 drawers
2 fixed and 2 swivel braked castors in polyurethane Ø 100 mm
Four-sided upstand with handle
Capacity: 360 kg



17
75 T
75 T
150 T
150 T
150 T

Item No.	H		KG	RAL
11-19710A-17/07	848	5	100	7035

Mobile cabinet 18x27 Eh with 5 drawers
2 fixed and 2 swivel braked castors in polyurethane Ø 100 mm
Four-sided upstand with handle
Capacity: 360 kg



Item No.	Front H
08-13007	75 mm
08-13010	100-125 mm
08-13015	150 mm
08-13020	200-250 mm

Slotted partition
1x Slotted partition 27 Eh - 459 mm
2x Aluminium divider 9 Eh - 149 mm



Item No.	Front H
08-13107	75 mm
08-13110	100-125 mm
08-13115	150 mm
08-13120	200-250 mm

Slotted partition
1x Slotted partition 27 Eh - 459 mm
6x Aluminium divider 9 Eh - 149 mm



Item No.	Front H
04-30804-04	300x450x3 h mm

Anti-slip perforated mat
Perforated mat - Colour: Black
4-piece kit

DIVIDER BOXES AND TROUGH DIVIDERS CANNOT BE USED AS PARTITION MATERIAL FOR 18X27 EH DRAWERS



When ordering, please enter the product code and replace 07 with the desired colour code.
For information on colours, see page 12.

DRAWER CABINETS

27x27 Eh - 564x572 mm

SERIES 11



Item No.	W	D	H	Usable H
11-20280/07	564	572	283	200
11-20380/07	564	572	383	300
11-20530/07	564	572	533	450
11-20550/07	564	572	550	450
11-20650/07	564	572	650	550
11-20700/07	564	572	700	600
11-20800/07	564	572	800	700
11-20850/07	564	572	850	750
11-21000/07	564	572	1000	900

Static cabinet housing



Item No.	Front H		Usable H	Lateral H	KG
11-23050/07	50	S	36	33	60
11-23075/07	75	S	61	52	100
11-23076/07	75	T	54	52	200
11-23100/07	100	S	86	77	100
11-23101/07	100	T	79	77	200
11-23125/07	125	S	111	77	100
11-23126/07	125	T	104	77	200
11-23150/07	150	S	136	127	100
11-23151/07	150	T	129	127	200
11-23200/07	200	S	186	177	100
11-23201/07	200	T	179	177	200
11-23250/07	250	S	236	177	100
11-23251/07	250	T	229	177	200
11-23300/07	300	S	286	277	100
11-23301/07	300	T	279	277	200
11-23401/07	400	T	379	277	200

Drawer
W x D= 459 x 459 mm
S= Extension 75-80%
T= Extension 100 %



Item No.	W	D	H	Drawer
04-30824	450	450	3	27x27 Eh

Anti-slip perforated mat

27x27 Eh - 564x572 mm

SERIES 11



Item No.		Ø	H	Usable H
11-29540A/07	Po	100	695	450
11-29660A/07	Po	100	812	550
11-29710A/07	Po	100	862	600
11-29810A/07	Po	100	962	700
11-29860A/07	Po	100	1012	750
11-29910A/07	Po	100	1162	900

Mobile cabinet housing
2 fixed and 2 swivel braked castors in polyurethane Ø 100 mm, with handle and four-sided upstand
Capacity: 360 kg

Item No.		Ø	H	Usable H
11-29550A/07	Po	150	749	450
11-29670A/07	Po	150	866	550
11-29720A/07	Po	150	916	600
11-29820A/07	Po	150	1016	700
11-29870A/07	Po	150	1066	750
11-29920A/07	Po	150	1216	900

Mobile cabinet housing
2 fixed and 2 swivel braked castors in polyurethane Ø 150 mm, with handle and four-sided upstand
Capacity: 600 kg



Item No.	Front H		Usable H	Lateral H	KG
11-23052/07	50	S	36	33	60
11-23077/07	75	S	61	52	100
11-23078/07	75	T	54	52	200
11-23102/07	100	S	86	77	100
11-23103/07	100	T	79	77	200
11-23127/07	125	S	111	77	100
11-23128/07	125	T	104	77	200
11-23152/07	150	S	136	127	100
11-23153/07	150	T	129	127	200
11-23202/07	200	S	186	177	100
11-23203/07	200	T	179	177	200
11-23252/07	250	S	236	177	100
11-23253/07	250	T	229	177	200
11-23302/07	300	S	286	277	100
11-23303/07	300	T	279	277	200
11-23403/07	400	T	379	277	200

Drawer
W x D= 459 x 459 mm
S= Extension 75-80%
T= Extension 100 %



Item No.	W	D	H	Drawer
04-30824	450	450	3	27x27 Eh

Anti-slip perforated mat

When ordering, please enter the product code and replace 07 with the desired colour code.
For information on colours, see page 12.

27x27 Eh - 564x572 mm

SERIES 11



Item No.	W	D	H
11-20025	564	572	20

Three-sided upstand
With non-slip rubber
Colour: Deep black RAL 9005



Item No.	W	D	H
11-29025/07	564	572	25

Four-sided upstand
With non-slip rubber



Item No.	W	D	H	Type
11-20030	564	600	30	Multiplex wood
11-20036	564	600	30	with rubber coating

Work surface for cabinet



Item No.	W	D	H
05-42605	564	540	50
05-42610	564	540	100

Cabinet plinth
Colour: Deep black RAL 9005



Item No.	W	D	H	KG
11-20028/07	503	467	25	70

Adjustable shelf



Item No.	W	D	H		KG
11-23980/07	430	452	100	S	80

Retractable shelf
S= Extension 75-80%



Item No.	W	D	H	KG
11-20033/07 *	498	462	35	50
11-20034/07	498	462	55	50

Lower shelf
* for cabinet Height 283/383/533 mm



Item No.	W	D	H	Opening
10-22451/07	508	23	450	right
10-22455/07	508	23	450	left
10-22601/07	508	23	600	right
10-22605/07	508	23	600	left

Hinged door





* Hooks see page: 169

Item No.	W	H	Usable H
10-20100/07	564	1104	570

Perforated back panel



Item No.	W	D	Unit	KG
10-20017/07	646	170	27 Eh	10

Shelf



Item No.		Ø	H	KG
10-00101	Po	100	128	360
10-00151	Po	150	182	600

Castors
2 Fixed and 2 swivel braked



Item No.	Protrusion	Type	Cabinet
06-22508/07	85 mm	inclined	27x27Eh

Handle

When ordering, please enter the product code and replace 07 with the desired colour code.
For information on colours, see page 12.

27x27 Eh - 564x572 mm

SERIES 11

03	13
50 S	50 S
50 S	50 S
100 S	100 T



Item No.	H		KG	RAL
11-20280-03/07	283	3	100	7035
11-20280-13/07	283	3	200	7035

Cabinet 27x27 Eh with 3 drawers

04	14
75 S	75 T
75 S	75 T
150 S	150 T



Item No.	H		KG	RAL
11-20380-04/07	383	3	100	7035
11-20380-14/07	383	3	200	7035

Cabinet 27x27 Eh with 3 drawers

01	11
50 S	50 S
75 S	75 T
125 S	125 T
200 S	200 T



Item No.	H		KG	RAL
11-20530-01/07	533	4	100	7035
11-20530-11/07	533	4	200	7035

Cabinet 27x27 Eh with 6 drawers

07	17
100 S	100 T
PE S	PE S



Item No.	H		KG	RAL
11-20650-07/07	650	1	100	7035
11-20650-17/07	650	1	200	7035

Cabinet 27x27 Eh with 1 drawer

03	13
50 S	50 S
75 S	75 T
75 S	75 T
100 S	100 T
100 S	100 T
200 S	200 T



Item No.	H		KG	RAL
11-20700-03/07	700	6	100	7035
11-20700-13/07	700	6	200	7035

Cabinet 27x27 Eh with 6 drawers

06
PE S



Item No.	H		KG	RAL
11-20700-06/07	700	1	100	7035

Cabinet 27x27 Eh con 1 Retractable shelf



01	11
50 S	50 S
100 S	100 T
100 S	100 T
150 S	150 T
300 S	300 T

Item No.	H		KG	RAL
11-20800-01/07	800	5	100	7035
11-20800-11/07	800	5	200	7035

Cabinet 27x27 Eh with 5 drawers



02	12
75 S	75 S
75 S	75 T
100 S	100 T
100 S	100 T
150 S	150 T
200 S	200 T

Item No.	H		KG	RAL
11-20800-02/07	800	6	100	7035
11-20800-12/07	800	6	200	7035

Cabinet 27x27 Eh with 6 drawers



09	19
75 S	75 T
75 S	75 T
75 S	75 T
75 S	75 T
100 S	100 T
100 S	100 T
100 S	100 T
100 S	100 T

Item No.	H		KG	RAL
11-20800-09/07	800	8	200	7035
11-20800-19/07	800	8	200	7035

Cabinet 27x27 Eh with 8 drawers



03	13
75 S	75 T
75 S	75 T
100 S	100 T
100 S	100 T
100 S	100 T
150 S	150 T
150 S	150 T

Item No.	H		KG	RAL
11-20850-03/07	850	7	100	7035
11-20850-13/07	850	7	200	7035

Cabinet 27x27 Eh with 7 drawers



04	14
50 S	50 T
75 S	75 T
75 S	75 T
75 S	75 T
75 S	75 T
100 S	100 T
100 S	100 T
200 S	200 T

Item No.	H		KG	RAL
11-20850-04/07	850	8	100	7035
11-20850-14/07	850	8	200	7035

Cabinet 27x27 Eh with 8 drawers



06	16
50 S	50 S
75 S	75 T
75 S	75 T
100 S	100 T
150 S	150 T
PE S	PE S

Item No.	H		KG	RAL
11-21000-06/07	1000	5	100	7035
11-21000-16/07	1000	5	200	7035

Cabinet 27x27 Eh with 5 drawers

When ordering, please enter the product code and replace 07 with the desired colour code.
For information on colours, see page 12.

27x27 Eh - 564x572 mm

SERIES 11



08	18
50 S	50 S
100 S	100 T
100 S	100 T
200 S	200 T

Item No.	H		KG	RAL
11-29540A-08/07	695	4	100	7035
11-29540A-18/07	695	4	200	7035

Mobile cabinet 27x27 Eh with 4 drawers
2 fixed and 2 swivel braked castors in polyurethane Ø 100 mm
Four-sided upstand with handle
Capacity: 360 kg



02	12
50 S	50 S
50 S	50 S
75 S	75 T
75 S	75 T
150 S	150 T
150 S	150 T

Item No.	H		KG	RAL
11-29660A-02/07	812	6	100	7035
11-29660A-12/07	812	6	200	7035

Mobile cabinet 27x27 Eh with 4 drawers
2 fixed and 2 swivel braked castors in polyurethane Ø 100 mm
Four-sided upstand with handle
Capacity: 360 kg



03	13
50 S	50 S
75 S	75 T
75 S	75 T
100 S	100 T
100 S	100 T
200 S	200 T

Item No.	H		KG	RAL
11-29710A-03/07	862	6	100	7035
11-29710A-13/07	862	6	200	7035

Mobile cabinet 27x27 Eh with 6 drawers
2 fixed and 2 swivel braked castors in polyurethane Ø 100 mm
Four-sided upstand with handle
Capacity: 360 kg



02	12
75 S	75 S
75 S	75 T
100 S	100 T
100 S	100 T
150 S	150 T
200 S	200 T

Item No.	H		KG	RAL
11-29810A-02/07	962	6	100	7035
11-29810A-12/07	962	6	200	7035

Mobile cabinet 27x27 Eh with 6 drawers
2 fixed and 2 swivel braked castors in polyurethane Ø 100 mm
Four-sided upstand with handle
Capacity: 360 kg



02	12
75 S	75 T
100 S	100 T
100 S	100 T
100 S	100 T
125 S	125 T
200 S	200 T

Item No.	H		KG	RAL
11-29860A-02/07	1012	6	100	7035
11-29860A-12/07	1012	6	200	7035

Mobile cabinet 27x27 Eh with 6 drawers
2 fixed and 2 swivel braked castors in polyurethane Ø 100 mm
Four-sided upstand with handle
Capacity: 360 kg



01	11
75 S	75 T
75 S	75 T
100 S	100 T
150 S	150 T
200 S	200 T
300 S	300 T

Item No.	H		KG	RAL
11-29910A-01/07	1162	7	100	7035
11-29910A-11/07	1162	7	200	7035

Mobile cabinet 27x27 Eh with 6 drawers
2 fixed and 2 swivel braked castors in polyurethane Ø 100 mm
Four-sided upstand with handle
Capacity: 360 kg

No. of drawers | Drawer extension | (S) Extension 80-90 % | (T) Extension 100 % | KG Drawer load



Item No.	Front H
08-20002	50 mm and above

Trough
9x Trough 2 grooves Ø 70 mm
20x Trough divider



Item No.	Front H
08-20003	50 mm and above

Trough
12x Trough 3 grooves Ø 45 mm
30x Trough divider



Item No.	Front H
08-21105	50 mm
08-21107	75 mm
08-21110	100 mm

Plastic box
18x Plastic box 150x75 mm



Item No.	Front H
08-21205	50 mm
08-21207	75 mm
08-21210	100-125 mm

Plastic box
9x Plastic box 150x150 mm



Item No.	Front H
08-21305	50 mm
08-21307	75 mm

Plastic box
24x Plastic box 75x75 mm
6 Plastic box 150x75 mm



Item No.	Front H
08-23205	50 mm
08-23207	75 mm
08-23210	100-125 mm
08-23215	150 mm
08-23220	200-250 mm
08-23230	300 mm

Slotted partition
2x Slotted partition 27 Eh - 459 mm
6x Aluminium divider 9 Eh - 149 mm



Item No.	Front H
08-23305	50 mm
08-23307	75 mm
08-23310	100-125 mm
08-23315	150 mm

Slotted partition
3x Slotted partition 27 Eh - 459 mm
9x Aluminium divider 6 Eh - 102 mm
2x Aluminium divider 9 Eh - 149 mm



Item No.	Front H
08-38205	50 mm
08-38207	75 mm
08-38210	100-125 mm
08-38215	150 mm
08-38220	200-250 mm

Plain partition
2x Plain partition 27 Eh - 459 mm



Item No.	Front H
04-30824-04	450x450x3 h mm

Anti-slip perforated mat
Perforated mat - Colour: Black
4-piece kit

When ordering, please enter the product code and replace 07 with the desired colour code.
For information on colours, see page 12.

DRAWER CABINETS

36x27 Eh - 717x572 mm

SERIES 11



Item No.	W	D	H	Usable H
11-30380/07	717	572	383	300
11-30530/07	717	572	533	450
11-30550/07	717	572	550	450
11-30600/07	717	572	600	500
11-30650/07	717	572	650	550
11-30700/07	717	572	700	600
11-30800/07	717	572	800	700
11-30850/07	717	572	850	750
11-31000/07	717	572	1000	900
11-31320/07	717	572	1325	1225
11-31450/07	717	572	1450	1350
11-31620/07	717	572	1625	1525

Static cabinet housing



Item No.	Front H		Usable H	Lateral H	KG
11-33050/07	50	S	36	33	60
11-33075/07	75	S	61	52	100
11-33076/07	75	T	54	52	200
11-33100/07	100	S	86	77	100
11-33101/07	100	T	79	77	200
11-33125/07	125	S	111	77	100
11-33126/07	125	T	104	77	200
11-33150/07	150	S	136	127	100
11-33151/07	150	T	129	127	200
11-33175/07	175	S	161	127	100
11-33176/07	175	T	154	127	200
11-33200/07	200	S	186	177	100
11-33201/07	200	T	179	177	200
11-33250/07	250	S	236	177	100
11-33251/07	250	T	229	177	200
11-33300/07	300	S	286	277	100
11-33301/07	300	T	279	277	200

Drawer
W x D= 612 x 459 mm
S= Extension 75-80%
T= Extension 100 %



Item No.	W	D	H	Drawer
04-30834	450	600	3	36x27 Eh

Anti-slip perforated mat

36x27 Eh - 717x572 mm

SERIES 11



Item No.		Ø	H	Usable H
11-39710/07	Po	100	872	600
11-39860/07	Po	100	1022	750
11-39910/07	Po	100	1172	900

Mobile cabinet housing
2 fixed and 2 swivel braked castors in polyurethane Ø 100 mm, with handle and four-sided upstand
Capacity: 360 kg

Item No.		Ø	H	Usable H
11-39720/07	Po	150	929	600
11-39870/07	Po	150	1079	750
11-39920/07	Po	150	1229	900

Mobile cabinet housing
2 fixed and 2 swivel braked castors in polyurethane Ø 150 mm, with handle and four-sided upstand
Capacity: 600 kg



Item No.	Front H		Usable H	Lateral H	KG
11-33052/07	50	S	36	33	60
11-33077/07	75	S	61	52	100
11-33078/07	75	T	54	52	200
11-33102/07	100	S	86	77	100
11-33103/07	100	T	79	77	200
11-33127/07	125	S	111	77	100
11-33128/07	125	T	104	77	200
11-33152/07	150	S	136	127	100
11-33153/07	150	T	129	127	200
11-33177/07	175	S	161	127	100
11-33178/07	175	T	154	127	200
11-33202/07	200	S	186	177	100
11-33203/07	200	T	179	177	200
11-33252/07	250	S	236	177	100
11-33253/07	250	T	229	177	200
11-33302/07	300	S	286	277	100
11-33303/07	300	T	279	277	200

Drawer
W x D= 612 x 459 mm
S= Extension 75-80%
T= Extension 100 %



Item No.	W	D	H	Drawer
04-30834	450	600	3	36x27 Eh

Anti-slip perforated mat

When ordering, please enter the product code and replace 07 with the desired colour code.
For information on colours, see page 12.

36x27 Eh - 717x572 mm

SERIES 11



Item No.	W	D	H
11-30025	717	572	20

Three-sided upstand
With non-slip rubber
Colour: Deep black RAL 9005



Item No.	W	D	H
11-39025	717	572	25

Four-sided upstand
With non-slip rubber



Item No.	W	D	H	Type
11-30020	711	600	30	Multiplex wood
11-30036	711	600	30	with rubber coating

Work surface for cabinet



Item No.	W	D	H		
05-43505	717	506	50	base plinth	1
05-13510	717	506	100	pallet base	2
05-33510	717	-	100	cover plate	3

Cabinet plinth
Colour: Deep black RAL 9005



Item No.	W	D	H	KG
33-52038/07	656	467	25	70

Adjustable shelf



Item No.	W	D	H		KG
11-33984/07	612	459	75	S	100
11-33985/07	612	459	75	T	200

Retractable shelf
S= Extension 75-80%
T= Extension 100 %



Item No.	W	D	H	KG
11-30033/07 *	651	462	35	50
11-30034/07	651	462	55	50

Lower shelf
* for cabinet Height 283/383/533 mm





* Hooks see page: 169

Item No.	W	H	Usable H
10-30100/07	717	1104	600

Perforated back panel



Item No.	W	D	Unit	KG
10-30017/07	799	170	27 Eh	10

Shelf



Item No.		Ø	D	H	KG
06-27101	Po	100	572	140	360
06-27151	Po	150	572	193	600

Pair of castor sets



Item No.	Protrusion	Type	Cabinet
06-22576	85 mm	horizontal	36x27Eh

Handle

When ordering, please enter the product code and replace 07 with the desired colour code.
For information on colours, see page 12.

36x27 Eh - 717x572 mm

SERIES 11



05	06
50 S	50 S
50 S	50 S
75 S	75 T
75 S	75 T
100 S	100 T
100 S	100 T

Item No.	H		KG	RAL
11-30550-05/07	550	6	100	7035
11-30550-06/07	550	6	200	7035

Cabinet 36x27 Eh with 6 drawers



03	04
75 S	75 T
75 S	75 T
100 S	100 T
100 S	100 T
250 T	250 T

Item No.	H		KG	RAL
11-30700-03/07	700	5	100	7035
11-30700-04/07	700	5	200	7035

Cabinet 36x27 Eh with 5 drawers



11	06
75 S	75 T
75 S	75 T
75 S	75 T
75 S	75 T
100 S	100 T
100 S	100 T
100 S	100 T
150 S	150 T

Item No.	H		KG	RAL
11-30850-11/07	850	8	100	7035
11-30850-06/07	850	8	200	7035

Cabinet 36x27 Eh with 8 drawers



35	04
75 S	75 T
75 S	75 T
100 S	100 T
150 S	150 T
150 S	150 T
150 S	150 T
200 S	200 T

Item No.	H		KG	RAL
11-31000-35/07	1000	7	100	7035
11-31000-04/07	1000	7	200	7035

Cabinet 36x27 Eh with 7 drawers



11	12
100 S	100 T
100 S	100 T
100 S	100 T
100 S	100 T
100 S	100 T
100 S	100 T
100 S	100 T
100 S	100 T
100 S	100 T

Item No.	H		KG	RAL
11-31000-11/07	1000	9	100	7035
11-31000-12/07	1000	9	200	7035

Cabinet 36x27 Eh with 9 drawers



45	24
75 S	75 T
75 S	75 T
75 S	75 T
75 S	75 T
100 S	100 T
100 S	100 T
100 S	100 T
150 S	150 T
150 S	150 T

Item No.	H		KG	RAL
11-31000-45/07	1000	9	100	7035
11-31000-24/07	1000	9	200	7035

Cabinet 36x27 Eh with 9 drawers



32
75 T
75 T
75 T
75 T
100 T
100 T
100 T
100 T
100 T
100 T

Item No.	H		KG	RAL
11-31000-32/07	1000	10	200	7035

Cabinet 36x27 Eh with 10 drawers



09	06
75 S	75 T
75 S	75 T
100 S	100 T
100 S	100 T
100 S	100 T
150 S	150 T

Item No.	H		KG	RAL
11-39720-09/07	914	6	100	7035
11-39720-06/07	914	6	200	7035

Mobile cabinet 36x27 Eh with 6 drawers
2 fixed and 2 swivel braked castors in polyurethane Ø 150 mm
Four-sided upstand with handle
Capacity: 600 kg



07	02
50 S	50 S
75 S	75 T
75 S	75 T
100 S	100 T
100 S	100 T
150 S	150 T
200 S	200 T

Item No.	H		KG	RAL
11-39870-07/07	1064	7	100	7035
11-39870-02/07	1064	7	200	7035

Mobile cabinet 36x27 Eh with 7 drawers
2 fixed and 2 swivel braked castors in polyurethane Ø 150 mm
Four-sided upstand with handle
Capacity: 600 kg



09	02
100 S	100 T
100 S	100 T
100 S	100 T
150 S	150 T
150 S	150 T
300 S	300 T

Item No.	H		KG	RAL
11-39920-09/07	1214	6	100	7035
11-39920-02/07	1214	6	200	7035

Mobile cabinet 36x27 Eh with 7 drawers
2 fixed and 2 swivel braked castors in polyurethane Ø 150 mm
Four-sided upstand with handle
Capacity: 600 kg



Item No.	Front H
08-31407	75 mm
08-31410	100-125 mm

Plastic box
12x Plastic box 150x75 mm
6x Plastic box 150x150 mm



Item No.	Front H
08-30023	50 mm and above

Trough
6x Trough 2 grooves Ø 70 mm
10x Trough divider
6x Trough 3 grooves Ø 45 mm
20x Trough divider



Item No.	Front H
08-30034	50 mm and above

Trough
3x Trough 3 grooves Ø 45 mm
12x Trough divider
9x Trough 4 grooves Ø 33 mm
36x Trough divider

When ordering, please enter the product code and replace 07 with the desired colour code.
For information on colours, see page 12.

45x27 Eh - 870x572 mm

SERIES 11



Item No.	W	D	H	Usable H
11-40530/07	870	572	533	450
11-40550/07	870	572	550	450
11-40600/07	870	572	650	550
11-40700/07	870	572	700	600
11-40800/07	870	572	800	700
11-40850/07	870	572	850	750
11-41000/07	870	572	1000	900
11-41450/07	870	572	1450	1350

Static cabinet housing



Item No.	Front H		Usable H	Lateral H	KG
11-43050/07	50	S	36	33	60
11-43075/07	75	S	61	52	100
11-43076/07	75	T	54	52	200
11-43100/07	100	S	86	77	100
11-43101/07	100	T	79	77	200
11-43125/07	125	S	111	77	100
11-43126/07	125	T	104	77	200
11-43150/07	150	S	136	127	100
11-43151/07	150	T	129	127	200
11-43200/07	200	S	186	177	100
11-43201/07	200	T	179	177	200
11-43250/07	250	S	236	177	100
11-43251/07	250	T	229	177	200
11-43300/07	300	S	286	277	100
11-43301/07	300	T	279	277	200
11-43401/07	400	T	379	277	200

Drawer
W x D= 765 x 459 mm
S= Extension 75-80%
T= Extension 100 %



Item No.	W	D	H	Drawer
04-30855	750	450	3	45x27 Eh

Anti-slip perforated mat

45x27 Eh - 870x572 mm

SERIES 11



Item No.		Ø	H	Usable H
11-49710/07	Po	100	872	600
11-49860/07	Po	100	1022	750
11-49910/07	Po	100	1172	900

Mobile cabinet housing
2 fixed and 2 swivel braked castors in polyurethane Ø 100 mm, with handle and four-sided upstand
Capacity: 360 kg

Item No.		Ø	H	Usable H
11-49720/07	Po	150	929	600
11-49870/07	Po	150	1079	750
11-49920/07	Po	150	1229	900

Mobile cabinet housing
2 fixed and 2 swivel braked castors in polyurethane Ø 150 mm, with handle and four-sided upstand
Capacity: 600 kg



Item No.	Front H		Usable H	Lateral H	KG
11-43052/07	50	S	36	33	60
11-43077/07	75	S	61	52	100
11-43078/07	75	T	54	52	200
11-43102/07	100	S	86	77	100
11-43103/07	100	T	79	77	200
11-43127/07	125	S	111	77	100
11-43128/07	125	T	104	77	200
11-43152/07	150	S	136	127	100
11-43153/07	150	T	129	127	200
11-43202/07	200	S	186	177	100
11-43203/07	200	T	179	177	200
11-43252/07	250	S	236	177	100
11-43253/07	250	T	229	177	200
11-43302/07	300	S	286	277	100
11-43303/07	300	T	279	277	200
11-43403/07	400	T	379	277	200

Drawer
W x D= 765 x 459 mm
S= Extension 75-80%
T= Extension 100 %



Item No.	W	D	H	Drawer
04-30855	750	450	3	45x27 Eh

Anti-slip perforated mat

When ordering, please enter the product code and replace 07 with the desired colour code.
For information on colours, see page 12.

45x27 Eh - 870x572 mm

SERIES 11



Item No.	W	D	H
11-40025	870	572	20

Three-sided upstand
With non-slip rubber
Colour: Deep black RAL 9005



Item No.	W	D	H
11-49025	870	572	25

Four-sided upstand
With non-slip rubber



Item No.	W	D	H	Type
11-40030	870	750	30	Multiplex wood
11-40036	870	750	30	with rubber coating

Work surface for cabinet



Item No.	W	D	H		
05-44305	870	540	50	base plinth	1
05-14410	870	506	100	pallet base	2
05-34510	870	-	100	cover plate	3

Cabinet plinth
Colour: Deep black RAL 9005



Item No.	W	D	H	KG
33-52048/07	809	467	25	70

Adjustable shelf



Item No.	W	D	H		KG
11-43984/07	765	459	75	S	100
11-43985/07	765	459	75	T	200

Retractable shelf
S= Extension 75-80%
T= Extension 100 %



Item No.	W	D	H	KG
11-40033/07 *	804	462	35	50
11-40034/07	804	462	55	50

Lower shelf
* for cabinet Height 283/383/533 mm





* Hooks see page: 169

Item No.	W	H	Usable H
10-40100/07	870	1104	570

Perforated back panel



Item No.	W	D	Unit	KG
10-40017/07	952	170	45 Eh	10

Shelf



Item No.		Ø	D	H	KG
06-27101	Po	100	572	140	360
06-27151	Po	150	572	193	600

Pair of castor sets



Item No.	Protrusion	Type	Cabinet
06-22576	85 mm	horizontal	45x27Eh

Handle

When ordering, please enter the product code and replace 07 with the desired colour code.
For information on colours, see page 12.

45x27 Eh - 870x572 mm

SERIES 11



03	02
50 S	50 T
100 S	100 T
100 S	100 T
150 S	150 T
200 S	200 T

Item No.	H		KG	RAL
11-40700-03/07	700	5	100	7035
11-40700-02/07	700	5	200	7035

Cabinet 45x27 Eh with 5 drawers



16
75 T
75 T
100 T
100 T
125 T
125 T
150 T

Item No.	H		KG	RAL
11-40850-16/07	850	7	200	7035

Cabinet 45x27 Eh with 7 drawers



19	10
75 S	75 T
75 S	75 T
100 S	100 T
150 S	150 T
150 S	150 T
150 S	150 T
200 S	200 T

Item No.	H		KG	RAL
11-41000-19/07	1000	7	100	7035
11-41000-10/07	1000	7	200	7035

Cabinet 45x27 Eh with 7 drawers



32
75 T
75 T
75 T
75 T
100 T
100 T
100 T
100 T
100 T
100 T

Item No.	H		KG	RAL
11-41000-32/07	1000	10	200	7035

Cabinet 45x27 Eh with 10 drawers



11	02
100 S	100 T
100 S	100 T
100 S	100 T
150 S	150 T
150 S	150 T
150 S	150 T
150 S	150 T
150 S	150 T
300 S	300 T

Item No.	H		KG	RAL
11-41450-11/07	1450	9	100	7035
11-41450-02/07	1450	9	200	7035

Cabinet 45x27 Eh with 9 drawers



15	16
75 S	75 T
75 S	75 T
100 S	100 T
100 S	100 T
100 S	100 T
150 S	150 T
150 S	150 T
200 S	200 T
200 S	200 T
200 S	200 T

Item No.	H		KG	RAL
11-41450-15/07	1450	10	100	7035
11-41450-16/07	1450	10	200	7035

Cabinet 45x27 Eh with 10 drawers



09	02
50 S	50 T
100 S	100 T
100 S	100 T
150 S	150 T
200 S	200 T

Item No.	H		KG	RAL
11-49720-09/07	914	5	100	7035
11-49720-02/07	914	5	200	7035

Mobile cabinet 45x27 Eh with 5 drawers
2 fixed and 2 swivel braked castors in polyurethane Ø 150 mm
Four-sided upstand with handle
Capacity: 600 kg



16
75 T
75 T
100 T
100 T
125 T
125 T
150 T

Item No.	H		KG	RAL
11-49870-16/07	1064	7	200	7035

Mobile cabinet 45x27 Eh with 7 drawers
2 fixed and 2 swivel braked castors in polyurethane Ø 150 mm
Four-sided upstand with handle
Capacity: 600 kg



03	02
100 S	100 T
100 S	100 T
100 S	100 T
150 S	150 T
150 S	150 T
300 S	300 T

Item No.	H		KG	RAL
11-49920-03/07	1214	6	100	7035
11-49920-02/07	1214	6	200	7035

Mobile cabinet 45x27 Eh with 6 drawers
2 fixed and 2 swivel braked castors in polyurethane Ø 150 mm
Four-sided upstand with handle
Capacity: 600 kg



19	10
75 S	75 T
75 S	75 T
100 S	100 T
150 S	150 T
150 S	150 T
150 S	150 T
200 S	200 T

Item No.	H		KG	RAL
11-49920-19/07	1214	7	100	7035
11-49920-10/07	1214	7	200	7035

Mobile cabinet 45x27 Eh with 7 drawers
2 fixed and 2 swivel braked castors in polyurethane Ø 150 mm
Four-sided upstand with handle
Capacity: 600 kg



Item No.	Front H
08-43307	75 mm
08-43310	100-125 mm
08-43315	150 mm
08-43320	200-250 mm

Slotted partition
3x Slotted partition 36 Eh - 612 mm
5x Aluminium divider 9 Eh - 149 mm
10x Aluminium divider 12 Eh - 200 mm



Item No.	Front H
08-43407	75 mm
08-43410	100-125 mm
08-43415	150 mm
08-43420	200-250 mm

Slotted partition
4x Slotted partition 36 Eh - 612 mm
21x Aluminium divider 9 Eh - 149 mm



Item No.	Dimensions
08-30855-04	750x450x3 h mm

Anti-slip perforated mat
Perforated mat - Colour: Black
4-piece kit

When ordering, please enter the product code and replace 07 with the desired colour code.
For information on colours, see page 12.

DRAWER CABINETS

54x27 Eh - 1023x572 mm

SERIES 11



Item No.	W	D	H	Usable H
11-50280/07	1023	572	283	200
11-50550/07	1023	572	550	450
11-50700/07	1023	572	700	600
11-50800/07	1023	572	800	700
11-50850/07	1023	572	850	750
11-51000/07	1023	572	1000	900
11-51320/07	1023	572	1325	1225
11-51450/07	1023	572	1450	1350
11-51620/07	1023	572	1625	1525

Static cabinet housing



Item No.	Front H		Usable H	Lateral H	KG
11-53050/07	50	S	36	33	60
11-53075/07	75	S	61	52	100
11-53076/07	75	T	54	52	200
11-53100/07	100	S	86	77	100
11-53101/07	100	T	79	77	200
11-53125/07	125	S	111	77	100
11-53126/07	125	T	104	77	200
11-53150/07	150	S	136	127	100
11-53151/07	150	T	129	127	200
11-53176/07	175	T	154	127	200
11-53200/07	200	S	186	177	100
11-53201/07	200	T	179	177	200
11-53251/07	250	T	229	177	200
11-53300/07	300	S	286	277	100
11-53301/07	300	T	279	277	200
11-53401/07	400	T	379	277	200

Drawer
W x D= 918 x 459 mm
S= Extension 75-80%
T= Extension 100 %



Item No.	W	D	H	Drawer
04-30864	900	450	3	54x27 Eh

Anti-slip perforated mat

54x27 Eh - 1023x572 mm

SERIES 11



Item No.		Ø	H	Usable H
11-59710/07	Po	100	857	600
11-59860/07	Po	100	1022	750
11-59910/07	Po	100	1172	900

Mobile cabinet housing
2 fixed and 2 swivel braked castors in polyurethane Ø 100 mm, with handle and four-sided upstand
Capacity: 360 kg

Item No.		Ø	H	Usable H
11-59720/07	Po	150	929	600
11-59870/07	Po	150	1079	750
11-59920/07	Po	150	1229	900

Mobile cabinet housing
2 fixed and 2 swivel braked castors in polyurethane Ø 150 mm, with handle and four-sided upstand
Capacity: 600 kg



Item No.	Front H		Usable H	Lateral H	KG
11-53052/07	50	S	36	33	60
11-53077/07	75	S	61	52	100
11-53078/07	75	T	54	52	200
11-53102/07	100	S	86	77	100
11-53103/07	100	T	79	77	200
11-53127/07	125	S	111	77	100
11-53128/07	125	T	104	77	200
11-53152/07	150	S	136	127	100
11-53153/07	150	T	129	127	200
11-53178/07	175	T	154	127	200
11-53202/07	200	S	186	177	100
11-53203/07	200	T	179	177	200
11-53253/07	250	T	229	177	200
11-53302/07	300	S	286	277	100
11-53303/07	300	T	279	277	200
11-53403/07	400	T	379	277	200

Drawer
W x D= 918 x 459 mm
S= Extension 75-80%
T= Extension 100 %



Item No.	W	D	H	Drawer
04-30864	900	450	3	54x27 Eh

Anti-slip perforated mat

When ordering, please enter the product code and replace 07 with the desired colour code.
For information on colours, see page 12.

54x27 Eh - 1023x572 mm

SERIES 11



Item No.	W	D	H
11-50025	1023	572	20

Three-sided upstand
With non-slip rubber
Colour: Deep black RAL 9005



Item No.	W	D	H
11-59025	1023	572	25

Four-sided upstand
With non-slip rubber



Item No.	W	D	H	Type
11-50030	1023	600	30	Multiplex wood
11-50036	1023	600	30	with rubber coating

Work surface for cabinet



Item No.	W	D	H		
05-45305	1023	540	50	base plinth	1
05-23510	1023	506	100	pallet base	2
05-35410	1023	-	100	cover plate	3

Cabinet plinth
Colour: Deep black RAL 9005



Item No.	W	D	H	KG
33-52058/07	962	467	25	70

Adjustable shelf



Item No.	W	D	H		KG
11-53984/07	918	459	75	S	100
11-53985/07	918	459	75	T	200

Retractable shelf
S= Extension 75-80%
T= Extension 100 %



Item No.	W	D	H	KG
11-50033/07 *	957	462	35	50
11-50034/07	957	462	55	50

Lower shelf
* for cabinet Height 283/383/533 mm





* Hooks see page: 169

Item No.	W	H	Usable H
10-50100/07	1023	1104	600

Perforated back panel



Item No.	W	D	Unit	KG
10-50017/07	1105	170	54 Eh	10

Shelf



Item No.		Ø	D	H	KG
06-27101	Po	100	572	140	360
06-27151	Po	150	572	193	600

Pair of castor sets



Item No.	Protrusion	Type	Cabinet
06-22576	85 mm	horizontal	54x27Eh

Handle

When ordering, please enter the product code and replace 07 with the desired colour code.
For information on colours, see page 12.

DRAWER CABINETS

54x27 Eh - 1023x572 mm

SERIES 11



01	02
100 S	100 T
100 S	100 T
250 T	250 T

Item No.	H		KG	RAL
11-50550-01/07	550	3	100	7035
11-50550-02/07	550	3	200	7035

Cabinet 54x27 Eh with 3 drawers



11	10
75 S	75 T
75 S	75 T
100 S	100 T
100 S	100 T
100 S	100 T
150 S	150 T

Item No.	H		KG	RAL
11-50700-11/07	700	6	100	7035
11-50700-10/07	700	6	200	7035

Cabinet 54x27 Eh with 6 drawers



05	06
75 S	75 T
75 S	75 T
100 S	100 T
100 S	100 T
150 S	150 T
250 T	250 T

Item No.	H		KG	RAL
11-50850-05/07	850	6	100	7035
11-50850-06/07	850	6	200	7035

Cabinet 54x27 Eh with 6 drawers



14
75 T
75 T
75 T
75 T
100 T
100 T
100 T
150 T

Item No.	H		KG	RAL
11-50850-14/07	850	8	200	7035

Cabinet 54x27 Eh with 8 drawers



04	06
75 S	75 T
75 S	75 T
100 S	100 T
150 S	150 T
150 S	150 T
150 S	150 T
200 S	200 T

Item No.	H		KG	RAL
11-51000-04/07	1000	7	100	7035
11-51000-06/07	1000	7	200	7035

Cabinet 54x27 Eh with 7 drawers



33	34
100 S	100 T
100 S	100 T
100 S	100 T
100 S	100 T
100 S	100 T
100 S	100 T
100 S	100 T
100 S	100 T
100 S	100 T

Item No.	H		KG	RAL
11-51000-33/07	1000	9	100	7035
11-51000-34/07	1000	9	200	7035

Cabinet 54x27 Eh with 9 drawers



31	32
75 S	75 T
75 S	75 T
75 S	75 T
75 S	75 T
100 S	100 T
100 S	100 T
100 S	100 T
150 S	150 T
150 S	150 T

Item No.	H		KG	RAL
11-51000-31/07	1000	9	100	7035
11-51000-32/07	1000	9	200	7035

Cabinet 54x27 Eh with 9 drawers



11	10
100 S	100 T
100 S	100 T
100 S	100 T
150 S	150 T
150 S	150 T
150 S	150 T
150 S	150 T
150 S	150 T
300 S	300 T

Item No.	H		KG	RAL
11-51450-11/07	1450	9	100	7035
11-51450-10/07	1450	9	200	7035

Cabinet 54x27 Eh with 9 drawers



10
75 T
75 T
100 T
100 T
100 T
150 T

Item No.	H		KG	RAL
11-59720-10/07	914	6	200	7035

Mobile cabinet 54x27 Eh with 6 drawers
2 fixed and 2 swivel braked castors in polyurethane Ø 150 mm
Four-sided upstand with handle
Capacity: 600 kg



06
75 T
75 T
100 T
100 T
150 T
250 T

Item No.	H		KG	RAL
11-59870-06/07	1064	6	200	7035

Mobile cabinet 54x27 Eh with 6 drawers
2 fixed and 2 swivel braked castors in polyurethane Ø 150 mm
Four-sided upstand with handle
Capacity: 600 kg



Item No.	Front H
08-50234	50 mm and above

Trough
6x Trough 2 grooves Ø 70 mm
6x Trough divider
6x Trough 3 grooves Ø 45 mm
10x Trough divider
6x Trough 4 grooves Ø 33 mm
15x Trough divider



Item No.	Front H
08-51407	75 mm
08-51410	100-125 mm

Plastic box
12x Plastic box 150x75 mm
12x Plastic box 150x150 mm



Item No.	Front H
08-53507	75 mm
08-53510	100-125 mm
08-53515	150 mm
08-53520	200-250 mm

Slotted partition
5x Slotted partition 36 Eh - 612 mm
12x Aluminium divider 9 Eh - 149 mm

When ordering, please enter the product code and replace 07 with the desired colour code.
For information on colours, see page 12.

64x27 Eh - 1193x572 mm

SERIES 11



Item No.	W	D	H	Usable H
11-60380/07	1193	572	383	300
11-60700/07	1193	572	700	600
11-60850/07	1193	572	850	750
11-61000/07	1193	572	1000	900
11-61320/07	1193	572	1325	1225
11-61450/07	1193	572	1450	1350

Static cabinet housing



Item No.	Front H		Usable H	Lateral H	KG
11-63076/07	75	T	54	52	150
11-63101/07	100	T	79	77	150
11-63126/07	125	T	104	77	150
11-63151/07	150	T	129	127	150
11-63176/07	175	T	154	127	150
11-63201/07	200	T	179	177	150
11-63251/07	250	T	229	177	150
11-63301/07	300	T	279	277	150
11-63401/07	400	T	379	277	150

Drawer
W x D= 1088 x 459 mm
T= Extension 100 %



Item No.	W	D	H	Drawer
04-30885	1080	450	3	64x27 Eh

Anti-slip perforated mat

64x27 Eh - 1193x572 mm

SERIES 11



Item No.		Ø	H	Usable H
11-69710/07	Po	100	857	600
11-69860/07	Po	100	1022	750
11-69910/07	Po	100	1172	900

Mobile cabinet housing
2 fixed and 2 swivel braked castors in polyurethane Ø 100 mm, with handle and four-sided upstand
Capacity: 360 kg

Item No.		Ø	H	Usable H
11-69720/07	Po	150	929	600
11-69870/07	Po	150	1079	750
11-69920/07	Po	150	1229	900

Mobile cabinet housing
2 fixed and 2 swivel braked castors in polyurethane Ø 150 mm, with handle and four-sided upstand
Capacity: 600 kg



Item No.	Front H		Usable H	Lateral H	KG
11-63078/07	75	T	54	52	150
11-63103/07	100	T	79	77	150
11-63128/07	125	T	104	77	150
11-63153/07	150	T	129	127	150
11-63178/07	175	T	154	127	150
11-63203/07	200	T	179	177	150
11-63253/07	250	T	229	177	150
11-63303/07	300	T	279	277	150
11-63403/07	400	T	379	277	150

Drawer
W x D= 1088 x 459 mm
T= Extension 100 %



Item No.	W	D	H	Drawer
04-30885	1080	450	3	64x27 Eh

Anti-slip perforated mat

When ordering, please enter the product code and replace 07 with the desired colour code.
For information on colours, see page 12.

64x27 Eh - 1193x572 mm

SERIES 11



Item No.	W	D	H
11-60025	1193	572	20

Three-sided upstand
With non-slip rubber
Colour: Deep black RAL 9005



Item No.	W	D	H
11-69025	1193	572	25

Four-sided upstand
With non-slip rubber



Item No.	W	D	H	Type
11-60030	1193	600	30	Multiplex wood
11-60036	1193	600	30	with rubber coating

Work surface for cabinet



Item No.	W	D	H		
05-46305	1193	540	50	base plinth	1
05-23510	1193	506	100	pallet base	2
05-36410	1193	-	100	cover plate	3

Cabinet plinth
Colour: Deep black RAL 9005



Item No.	W	D	H	KG
33-52068/07	1132	467	25	70

Adjustable shelf



Item No.	W	D	H		KG
11-63985/07	1088	459	75	T	150

Retractable shelf
T= Extension 100 %



Item No.	W	D	H	KG
11-60033/07 *	1130	462	35	50
11-60034/07	1130	462	55	50

Lower shelf
* for cabinet Height 283/383/533 mm





* Hooks see page: 169

Item No.	W	H	Usable H
10-60100/07	1193	1104	600

Perforated back panel



Item No.	W	D	Unit	KG
10-60017/07	1275	170	64 Eh	10

Shelf



Item No.		Ø	D	H	KG
06-27101	Po	100	572	140	360
06-27151	Po	150	572	193	600

Pair of castor sets



Item No.	Protrusion	Type	Cabinet
06-22576/07	85 mm	horizontal	64x27Eh

Handle

When ordering, please enter the product code and replace 07 with the desired colour code.
For information on colours, see page 12.

DRAWER CABINETS

64x27 Eh - 1193x572 mm

SERIES 11



01
100 T
150 T
150 T
200 T

Item No.	H		KG	RAL
11-60700-01/07	700	4	150	7035

Cabinet 64x27 Eh with 4 drawers



03
75 T
75 T
100 T
150 T
200 T

Item No.	H		KG	RAL
11-60700-03/07	700	5	150	7035

Cabinet 64x27 Eh with 5 drawers



01
75 T
75 T
100 T
100 T
150 T
200 T
200 T

Item No.	H		KG	RAL
11-61000-01/07	1000	7	150	7035

Cabinet 64x27 Eh with 7 drawers



03
75 T
75 T
100 T
100 T
100 T
100 T
150 T
200 T

Item No.	H		KG	RAL
11-61000-03/07	1000	8	150	7035

Cabinet 64x27 Eh with 8 drawers



05
75 T
75 T
100 T
100 T
100 T
150 T
150 T
150 T

Item No.	H		KG	RAL
11-61000-05/07	1000	8	150	7035

Cabinet 64x27 Eh with 8 drawers



07
75 T
75 T
100 T
150 T
150 T
150 T
200 T

Item No.	H		KG	RAL
11-61000-07/07	1000	7	150	7035

Cabinet 64x27 Eh with 7 drawers

No. of drawers | Drawer extension | (S) Extension 80-90 % | (T) Extension 100 % | KG Drawer load



01
100 T
100 T
100 T
100 T
125 T
150 T
150 T
200 T
200 T

Item No.	H		KG	RAL
11-61320-01/07	1325	9	150	7035

Cabinet 64x27 Eh with 10 drawers



05
75 T
75 T
75 T
75 T
75 T
100 T
100 T
150 T
150 T
150 T
200 T

Item No.	H		KG	RAL
11-61320-05/07	1325	11	150	7035

Cabinet 64x27 Eh with 11 drawers



01
150 T
150 T
125 T
75 T
100 T
100 T
100 T
150 T
200 T
200 T

Item No.	H		KG	RAL
11-61450-01/07	1450	10	150	7035

Cabinet 64x27 Eh with 10 drawers



03
150 T
125 T
75 T
100 T
100 T
100 T
100 T
100 T
150 T
150 T
200 T

Item No.	H		KG	RAL
11-61450-03/07	1450	11	150	7035

Cabinet 64x27 Eh with 11 drawers



Item No.	Front H
08-63407	75 mm
08-63410	100-125 mm
08-63415	150 mm

Slotted partition
4x Slotted partition 27 Eh - 459 mm
2x Aluminium divider 9 Eh - 149 mm
2x Aluminium divider 10 Eh - 166 mm
6x Aluminium divider 15 Eh - 251 mm



Item No.	Front H
08-63507	75 mm
08-63510	100-125 mm
08-63515	150 mm

Slotted partition
5x Slotted partition 27 Eh - 459 mm
2x Aluminium divider 9 Eh - 149 mm
1x Aluminium divider 10 Eh - 166 mm
3x Aluminium divider 12 Eh - 200 mm



Item No.	Front H
08-68607	75 mm
08-68610	100-125 mm
08-68615	150 mm
08-68620	200-250 mm
08-68630	300 mm

Plain partition
6x Plain partition 27 Eh - 459 mm

When ordering, please enter the product code and replace 07 with the desired colour code.
For information on colours, see page 12.

DRAWER CABINETS

78x27 Eh - 1431x572 mm

SERIES 11



Item No.	W	D	H	Usable H
11-70700/07	1431	572	700	600
11-70850/07	1431	572	850	750
11-71000/07	1431	572	1000	900
11-71320/07	1431	572	1325	1225
11-71450/07	1431	572	1450	1350

Static cabinet housing



Item No.	Front H		Usable H	Lateral H	KG
11-73076/07	75	T	54	52	150
11-73101/07	100	T	79	77	150
11-73126/07	125	T	104	77	150
11-73151/07	150	T	129	127	150
11-73201/07	200	T	179	177	150
11-73251/07	250	T	229	177	150
11-73301/07	300	T	279	277	150

Drawer
W x D= 1326 x 459 mm
T= Extension 100 %



Item No.	W	D	H	Drawer
04-30895	1320	450	3	78x27 Eh

Anti-slip perforated mat

78x27 Eh - 1431x572 mm

SERIES 11



Item No.		Ø	H	Usable H
11-79710/07	Po	100	857	600
11-79860/07	Po	100	1022	750
11-79910/07	Po	100	1172	900

Mobile cabinet housing
2 fixed and 2 swivel braked castors in polyurethane Ø 100 mm, with handle and four-sided upstand
Capacity: 360 kg

Item No.		Ø	H	Usable H
11-79720/07	Po	150	929	600
11-79870/07	Po	150	1079	750
11-79920/07	Po	150	1229	900

Mobile cabinet housing
2 fixed and 2 swivel braked castors in polyurethane Ø 150 mm, with handle and four-sided upstand
Capacity: 600 kg



Item No.	Front H		Usable H	Lateral H	KG
11-73078/07	75	T	54	52	150
11-73103/07	100	T	79	77	150
11-73128/07	125	T	104	77	150
11-73153/07	150	T	129	127	150
11-73203/07	200	T	179	177	150
11-73253/07	250	T	229	177	150
11-73303/07	300	T	279	277	150

Drawer
W x D= 1326 x 459 mm
T= Extension 100 %



Item No.	W	D	H	Drawer
04-30895	1320	450	3	78x27 Eh

Anti-slip perforated mat

When ordering, please enter the product code and replace 07 with the desired colour code.
For information on colours, see page 12.

78x27 Eh - 1431x572 mm

SERIES 11



Item No.	W	D	H
11-70025	1431	572	20

Three-sided upstand
With non-slip rubber
Colour: Deep black RAL 9005



Item No.	W	D	H
11-79025/07	1431	572	25

Four-sided upstand
With non-slip rubber



Item No.	W	D	H	Type
11-70030	1431	600	30	Multiplex wood
11-70036	1431	600	30	with rubber coating

Work surface for cabinet



Item No.	W	D	H		
05-47705	1431	540	50	base plinth	1
05-23510	1431	506	100	pallet base	2
05-37810	1431	-	100	cover plate	3

Cabinet plinth
Colour: Deep black RAL 9005



Item No.	W	D	H	KG
33-52078/07	1370	467	25	70

Adjustable shelf



Item No.	W	D	H		KG
11-73985/07	1326	459	75	T	150

Retractable shelf
S= Extension 80-90 %
T= Extension 100 %



Item No.	W	D	H	KG
11-70033/07 *	1368	462	35	50
11-70034/07	1368	462	55	50

Lower shelf
* for cabinet Height 283/383/533 mm





* Hooks see page: 169

Item No.	W	H	Usable H
10-70100/07	1431	1104	600

Perforated back panel



Item No.	W	D	Unit	KG
10-70017/07	1513	170	78 Eh	10

Shelf



Item No.		Ø	D	H	KG
06-27101	Po	100	572	140	360
06-27151	Po	150	572	193	600

Pair of castor sets



Item No.	Protrusion	Type	Cabinet
06-22576/07	85 mm	horizontal	78x27Eh

Handle

When ordering, please enter the product code and replace 07 with the desired colour code.
For information on colours, see page 12.

78x27 Eh - 1431x572 mm

SERIES 11



01
100 T
150 T
150 T
200 T

Item No.	H		KG	RAL
11-70700-01/07	700	4	150	7035

Cabinet 78x27 Eh with 4 drawers



03
75 T
75 T
100 T
150 T
200 T

Item No.	H		KG	RAL
11-70700-03/07	700	5	150	7035

Cabinet 78x27 Eh with 5 drawers



01
75 T
75 T
100 T
100 T
150 T
200 T
200 T

Item No.	H		KG	RAL
11-71000-01/07	1000	7	150	7035

Cabinet 78x27 Eh with 7 drawers



03
75 T
75 T
100 T
100 T
100 T
100 T
150 T
200 T

Item No.	H		KG	RAL
11-71000-03/07	1000	8	150	7035

Cabinet 78x27 Eh with 8 drawers



05
75 T
75 T
100 T
100 T
100 T
150 T
150 T
150 T

Item No.	H		KG	RAL
11-71000-05/07	700	8	150	7035

Cabinet 78x27 Eh with 8 drawers



07
75 T
75 T
100 T
150 T
150 T
150 T
200 T

Item No.	H		KG	RAL
11-71000-07/07	1000	7	150	7035

Cabinet 78x27 Eh with 7 drawers

No. of drawers | Drawer extension | (S) Extension 80-90 % | (T) Extension 100 % | KG Drawer load



01
100 T
100 T
100 T
100 T
125 T
150 T
150 T
200 T
200 T

Item No.	H		KG	RAL
11-71320-01/07	1325	9	150	7035

Cabinet 78x27 Eh with 10 drawers



05
75 T
75 T
75 T
75 T
75 T
100 T
100 T
150 T
150 T
150 T
200 T

Item No.	H		KG	RAL
11-71320-05/07	1325	11	150	7035

Cabinet 78x27 Eh with 11 drawers



01
150 T
150 T
125 T
75 T
100 T
100 T
100 T
150 T
200 T
200 T

Item No.	H		KG	RAL
11-71450-01/07	1450	10	150	7035

Cabinet 78x27 Eh with 10 drawers



03
150 T
125 T
75 T
100 T
100 T
100 T
100 T
100 T
150 T
150 T
200 T

Item No.	H		KG	RAL
11-71450-03/07	1450	11	150	7035

Cabinet 78x27 Eh with 11 drawers



Item No.	Front H
08-73507	75 mm
08-73510	100-125 mm
08-73515	150 mm

Slotted partition
5x Slotted partition 27 Eh - 459 mm
2x Aluminium divider 9 Eh - 149 mm
2x Aluminium divider 12 Eh - 200 mm
2x Aluminium divider 18 Eh - 302 mm



Item No.	Front H
08-73607	75 mm
08-73610	100-125 mm
08-73615	150 mm

Slotted partition
6x Slotted partition 27 Eh - 459 mm
4x Aluminium divider 9 Eh - 149 mm
2x Aluminium divider 12 Eh - 200 mm
1x Aluminium divider 18 Eh - 302 mm



Item No.	Front H
08-68607	75 mm
08-68610	100-125 mm
08-68615	150 mm
08-68620	200-250 mm
08-68630	300 mm

Plain partition
6x Plain partition 27 Eh - 459 mm

When ordering, please enter the product code and replace 07 with the desired colour code.
For information on colours, see page 12.

MOBILE TOOL CABINETS

64x27 Eh - 1193x572 mm

SERIE 6427M



Item No.	H			RAL	Piano
6427M-00800-001/07	1278	8	200	7035	Multiplex
6427M-00800-601/07	1278	8	200	7035	Gomma

Cabinet 64x27 Eh with 8 drawers

1x Drawer 150 mm 64x27 Eh - Extension: 100 % - Capacity: 150 kg
2x Drawer 100 mm 36x27 Eh - Extension: 100 % - Capacity: 200 kg
2x Drawer 150 mm 36x27 Eh - Extension: 100 % - Capacity: 200 kg
2x Drawer 100 mm 18x27 Eh - Extension: 100 % - Capacity: 100 kg
1x Drawer 300 mm 18x27 Eh - Extension: 100 % - Capacity: 100 kg
1x Steel handle
2 fixed and 2 swivel braked castors in polyurethane Ø 150 mm
Capacity: 600 kg



Item No.	H			RAL	Piano
6427M-00800-003/07	1278	5	200	7035	Multiplex
6427M-00800-603/07	1278	5	200	7035	Gomma

Cabinet 64x27 Eh with 5 drawers e 1 porta

1x Drawer 150 mm 64x27 Eh - Extension: 100 % - Capacity: 150 kg
2x Drawer 100 mm 36x27 Eh - Extension: 100 % - Capacity: 200 kg
2x Drawer 150 mm 36x27 Eh - Extension: 100 % - Capacity: 200 kg
1x Porta 355x500 h mm, 1x Piano inferiore
1x Steel handle
2 fixed and 2 swivel braked castors in polyurethane Ø 150 mm
Capacity: 600 kg

78x27 Eh - 1431x572 mm

SERIE 7827M



Item No.	H			RAL	Piano
7827M-00800-002/07	1278	8	200	7035	Multiplex
7827M-00800-602/07	1278	8	200	7035	Gomma

Cabinet 78x27 Eh with 8 drawers

2x Drawer 75 mm 78x27 Eh - Extension: 100 % - Capacity: 150 kg
2x Drawer 100 mm 45x27 Eh - Extension: 100 % - Capacity: 200 kg
1x Drawer 300 mm 45x27 Eh - Extension: 100 % - Capacity: 200 kg
2x Drawer 100 mm 27x27 Eh - Extension: 100 % - Capacity: 200 kg
2x Drawer 150 mm 27x27 Eh - Extension: 100 % - Capacity: 200 kg
1x Steel handle
2 fixed and 2 swivel braked castors in polyurethane Ø 150 mm
Capacity: 600 kg



Item No.	H			RAL	Piano
7827M-00800-003/07	1278	5	200	7035	Multiplex
7827M-00800-603/07	1278	5	200	7035	Gomma

Cabinet 78x27 Eh with 5 drawers e 1 porta

1x Drawer 150 mm 78x27 Eh - Extension: 100 % - Capacity: 150 kg
2x Drawer 100 mm 45x27 Eh - Extension: 100 % - Capacity: 200 kg
2x Drawer 150 mm 45x27 Eh - Extension: 100 % - Capacity: 200 kg
1x Porta 508x500 h mm, 1x Piano inferiore
1x Steel handle
2 fixed and 2 swivel braked castors in polyurethane Ø 150 mm
Capacity: 600 kg

No. of drawers Drawer load

Components



Item No.	W	H	Hu	Disposizione
6427M-008/07	1278	1034	150+500	64 Eh/36 Eh/18 Eh
7827M-008/07	1516	1034	150+500	78 Eh/45 Eh/27 Eh

Modulo
1x Four sided board with rubber
1x Steel handle
2 fixed and 2 swivel braked castors in polyurethane Ø 100 mm
Capacity: 600 kg





* Hooks see page: 169

Item No.	W	H	Usable H
10-60100/07	1193	1107	600
10-70100/07	1431	1107	600

Perforated back panel



Unit	H 75	H 100	H 150	H 150	RAL
18x27 Eh	11-13078/07	11-13103/07	11-13153/07	11-13303/07	7035
27x27 Eh	11-23078/07	11-23103/07	11-23153/07	11-23303/07	7035
36x27 Eh	11-33078/07	11-33103/07	11-33153/07	11-33303/07	7035
45x27 Eh	11-43078/07	11-43103/07	11-43153/07	11-43303/07	7035
64x27 Eh	11-63078/07	-	11-63153/07	-	7035
78x27 Eh	11-73078/07	-	11-73153/07	-	7035

Drawer



Item No.	W	H	RAL	Unit
11-12501/07	355	500	7035	18x27 Eh
11-22501/07	508	500	7035	27x27 Eh

Hinged door

When ordering, please enter the product code and replace 07 with the desired colour code.
For information on colours, see page 12.

COMBINATIONS

Cabinets with partitioning material included



Item No.	W	D	H		2x75 S	2x100 S	1x150 S	1x200 S
111-20800-02/07	564	572	800	6				

Cabinet 27x27 Eh with partitioning material

RAL 7035

Cabinet 800 h mm with 6 drawers 27x27 Eh
Drawers front H:
2x75 mm - Simple Extension - Capacity: 100 kg
2x100 mm - Simple Extension - Capacity: 100 kg
1x150 mm - Simple Extension - Capacity: 100 kg
1x200 mm - Simple Extension - Capacity: 100 kg

Partitioning material:
1x Plastic box (75 mm) - 08-21107
1x Plastic box (75 mm) - 08-21207
1x Slotted partition (100 mm) - 08-23210
1x Slotted partition (150 mm) - 08-23215
1x Kit Anti-slip perforated mat - 04-30824





Item No.	W	D	H		1x50 S	2x100 S	1x150 S	1x300 S
110-20800-01/07	564	725	800	5				

Cabinet 27x36 Eh with partitioning material

RAL 7035

Cabinet 800 h mm with 5 drawers 27x36 Eh
Drawers front H:
1x50 mm - Simple Extension - Capacity: 60 kg
2x100 mm - Simple Extension - Capacity: 100 kg
1x150 mm - Simple Extension - Capacity: 100 kg
1x300 mm - Simple Extension - Capacity: 100 kg

Partitioning material:
1x Plastic box (100 mm) - 07-21410
1x Kit Trough (50 mm) - 07-20023
2x Slotted partition (100 mm) - 07-23110
1x Slotted partition (150 mm) - 07-23115
1x Kit Anti-slip perforated mat - 04-30834





Item No.	W	D	H		4x75 T	6x100 T
111-31000-32/07	717	572	1000	10		

Cabinet 36x27 Eh with partitioning material

RAL 7035

Cabinet 1000 h mm with 10 drawers 36x27 Eh
Drawers front H:
4x75 mm - Total Extension - Capacity: 200 kg
6x100 mm - Total Extension - Capacity: 200 kg

Partitioning material:
4x Slotted partition (75 mm) - S08-33307
4x Slotted partition (100 mm) - S08-33310
2x Anti-slip perforated mat - S04-30834





Item No.	W	D	H		2x75 S	1x100 S	3x150 S	1x200 S
110-31000-03/07	717	725	1000	7				

Cabinet 36x36 Eh with partitioning material

RAL 7035

Cabinet 1000 h mm with 7 drawers 36x36 Eh
Drawers front H:
2x75 mm - Simple Extension - Capacity: 100 kg
1x100 mm - Simple Extension - Capacity: 100 kg
3x150 mm - Simple Extension - Capacity: 100 kg
1x200 mm - Simple Extension - Capacity: 100 kg

Partitioning material:
1x Plastic box (75 mm) - 07-31407
1x Kit Trough (50 mm) - 07-30234
1x Slotted partition (100 mm) - 07-33110
3x Slotted partition (150 mm) - 07-33115
1x Kit Anti-slip perforated mat - 04-30844





Item No.	W	D	H		2x75 T	1x100 T	3x150 T	1x200 T
110-31000-04/07	717	725	1000	7				

Cabinet 36x36 Eh with partitioning material

RAL 7035

Cabinet 1000 h mm with 7 drawers 36x36 Eh
Drawers front H:
2x75 mm - Total Extension - Capacity: 200 kg
1x100 mm - Total Extension - Capacity: 200 kg
3x150 mm - Total Extension - Capacity: 200 kg
1x200 mm - Total Extension - Capacity: 200 kg

Partitioning material:
1x Plastic box (75 mm) - 07-31407
1x Kit Trough (50 mm) - 07-30234
1x Slotted partition (100 mm) - 07-33110
3x Slotted partition (150 mm) - 07-33115
1x Kit Anti-slip perforated mat - 04-30844





Item No.	W	D	H		9x100 ⊽
110-31000-28/07	717	725	1000	9	

Cabinet 36x36 Eh with partitioning material

RAL 7035

Cabinet 1000 h mm with 9 drawers 36x36 Eh
Drawers front H:
9x100 mm - Total Extension - Capacity: 200 kg

Partitioning material:
9x Slotted partition (100 mm) - 07-33110



When ordering, please enter the product code and replace 07 with the desired colour code.
For information on colours, see page 12.

COMBINATIONS

Cabinets with partitioning material included



Item No.	W	D	H					
111-40850-16/07	870	572	850	7	2x75 T	2x100 T	2x125 T	1x150 T

Cabinet 45x27 Eh with partitioning material

RAL 7035

Cabinet 850 h mm with 7 drawers 45x27 Eh
Drawers front H:
2x75 mm - Total Extension - Capacity: 200 kg
2x100 mm - Total Extension - Capacity: 200 kg
2x125 mm - Total Extension - Capacity: 200 kg
1x150 mm - Total Extension - Capacity: 200 kg

Partitioning material:
2x Slotted partition (75 mm) - S08-43307
2x Slotted partition (100 mm) - S08-43310
3x Kit Anti-slip perforated mat - S04-30855







Item No.	W	D	H					
110-41000-46/07	870	725	1000	8	2x75 T	4x100 T	1x150 T	1x200 T

Cabinet 45x36 Eh with partitioning material

RAL 7035

Cabinet 1000 h mm with 8 drawers 45x36 Eh
Drawers front H:
2x75 mm - Total Extension - Capacity: 200 kg
4x100 mm - Total Extension - Capacity: 200 kg
1x150 mm - Total Extension - Capacity: 200 kg
1x200 mm - Total Extension - Capacity: 200 kg

Partitioning material:
2x Slotted partition (75 mm) - 07-43307
4x Slotted partition (100 mm) - 07-43310
2x Kit Anti-slip perforated mat - 04-30854







Item No.	W	D	H			
111-51000-32/07	1023	572	1000	10	4x75 T	6x100 T

Cabinet 54x27 Eh with partitioning material

RAL 7035

Cabinet 1000 h mm with 10 drawers 54x27 Eh
Drawers front H:
4x75 mm - Total Extension - Capacity: 200 kg
6x100 mm - Total Extension - Capacity: 200 kg

Partitioning material:
1x Plastic box (75 mm) - 08-51407
1x Kit Trough (75 mm) - 08-50234
2x Slotted partition (75 mm) - 08-53507
4x Slotted partition (100 mm) - 08-53510
2x Kit Anti-slip perforated mat - 04-30864







No. of drawers | Drawer extension | (S) Extension 80-90 % | (T) Extension 100 % | KG Drawer load



Item No.	W	D	H		
111-51000-34/07	1023	572	1000	9	9x100 T

Cabinet 54x27 Eh with partitioning material

RAL 7035

Cabinet 1000 h mm with 9 drawers 54x27 Eh
Drawers front H:
9x100 mm - Total Extension - Capacity: 200 kg

Partitioning material:
9x Slotted partition (100 mm) - 08-53510





Item No.	W	D	H					
110-51000-06/07	1023	725	1000	7	2x75 T	1x100 T	3x150 T	1x200 T

Cabinet 54x36 Eh with partitioning material

RAL 7035

Cabinet 1000 h mm with 7 drawers 54x36 Eh
Drawers front H:
2x75 mm - Total Extension - Capacity: 200 kg
1x100 mm - Total Extension - Capacity: 200 kg
3x150 mm - Total Extension - Capacity: 200 kg
1x200 mm - Total Extension - Capacity: 200 kg

Partitioning material:
1x Plastic box (75 mm) - S07-51507
1x Plastic box (75 mm) - S07-51207
1x Slotted partition (100 mm) - S07-53410
3x Slotted partition (150 mm) - S07-53415
1x Kit Anti-slip perforated mat - S04-30874









Item No.	W	D	H		
110-51000-34/07	1023	725	1000	9	9x100 T

Cabinet 54x36 Eh with partitioning material

RAL 7035

Cabinet 1000 h mm with 9 drawers 54x36 Eh
Drawers front H:
9x100 mm - Total Extension - Capacity: 200 kg

Partitioning material:
9x Slotted partition (100 mm) - 07-53410



When ordering, please enter the product code and replace 07 with the desired colour code.
For information on colours, see page 12.

CUPBOARDS WITH DOORS

Cupboards with doors in various configurations (hinged doors, sliding doors, perforated doors and filing cabinets) allow you to store all kinds of items safely and neatly. They adapt to a wide range of environments and are designed for a variety of uses.

- Flexible configurations
- Robust and stable
- Wide range of accessories
- Height up to 2 metres



Cupboards with hinged or sliding doors

Manufactured in high quality sheet steel and painted with high resistance products. The internal sides with 25 mm pitch slots allow the shelves and drawers to be positioned according to the needs of each user. High overall load capacity up to 600 kg. Possibility of internal division of the cabinet by means of a central divider. The smooth hinged doors option, which open to 180°, allows you to use the entire width of the space to remove large items. The sliding door option is ideal for storing materials in confined spaces as the doors do not protrude into the passageway when opened and slide silently. Both options are available in solid sheet metal or transparent polycarbonate (Plexiglas®).



Solid sheet metal doors
Smooth hinged or sliding doors made of sturdy sheet steel. They are equipped with a lock with 2 keys. Hinged doors are equipped with a closing mechanism with a rod that runs along the height of the doors. Sliding doors are equipped with a push-button lock.



Doors with Plexiglas® windows
Hinged or sliding doors allow you to see inside the cabinet to better identify items without having to open the door. Both are equipped with a lock with two keys. The closing mechanism of the hinged doors is equipped with a sliding rod along the height of the doors. The sliding doors are equipped with a push-button lock.



Shelves
With 4 standard hooks for adjustment. Made of galvanised sheet metal, they are 35 mm thick and have a load capacity of up to 70 kg. They are available in three different depths (500, 347 and 370 mm).



Drawer
Available in two different widths with a front height of 100 mm. All drawers can be customised with special dividers. Two different types of drawer pull-out mechanisms are available: simple with a load capacity of 20 kg and telescopic with a maximum load capacity of 70 kg.



Central divider
The divider option, available with both hinged and sliding doors, allows you to divide the front of the cupboard into several compartments.

Lockers and compartment lockers

Monobloc structure in welded steel sheet, painted with high-resistance products. Available with a variable number of compartments to create solutions of different widths, adapting to a variety of needs.



Locker
With full-height hinged door. Equipped with shelf and coat rack. Can be enhanced with dirty/clean divider. Available in two depths (500 mm and 330 mm) with up to 4 compartments and three different door widths (300-400-500 mm). Cylinder lock with two keys..



Compartment locker
With partial height hinged door. Available in clothes and storage versions. Available with a depth of 500 mm and door widths of 300 mm or 400 mm and up to 4 horizontal compartments and 4 vertical compartments with different useful dimensions for each compartment. Equipped with cylinder locks with two independent keys for each compartment. Ideal for offices, industry or leisure environments.



Base
Made of galvanised steel, these supports are fixed underneath the cabinet, allowing it to be raised off the floor to prevent contact with water and other elements and to allow for easier cleaning underneath..



Bench and shoe rack
Steel structure with plastic feet. Fixed under the cupboard, it allows you to sit in front of your compartment to change clothes. A robust shoe rack made of galvanised steel sheet can be attached.



Sloping top
Sloping cover to be fixed to the cabinet top. Facilitates cleaning operations and prevents the upper part from being used.

SERIES 22
Depth 400 mm

Hinged door cabinet



SERIES 24
Depth 555 mm

Hinged door cabinet



SERIES 26-27
Depth 450 mm

Sliding door cabinet



SERIES 28-29
Depth 600 mm

Sliding door cabinet



SERIES 88
Depth 330/500 mm

Locker



SERIES 88
Depth 500 mm

Compartment locker



SERIES 89
Depth 500 mm

Compartment locker



COLOURS

Standard

- 04 — RAL 5012 LIGHT BLUE
- 07 — RAL 7035 LIGHT GREY
- 75 — RAL 7016 ANTHRACITE GREY / RAL 7035 LIGHT GREY
- 76 — RAL 5005 SIGNAL BLUE / RAL 7035 LIGHT GREY
- 80 — RAL 5012 LIGHT BLUE / RAL 7035 LIGHT GREY
- 81 — RAL 3003 RUBY RED / RAL 7035 LIGHT GREY

Other colours

- 25 — RAL 7016 ANTHRACITE GREY
- 14 — RAL 2004 ORANGE
- 17 — RAL 4006 TRAFFIC PURPLE
- 18 — RAL 5005 SIGNAL BLUE
- 120 — RAL 1021 YELLOW NAVONE
- 03 — RAL 3003 RUBY RED

Components

1 Hinged door cabinet
2 Sliding door cabinet
3 Solid door
4 Door with Plexiglas® window
5 Adjustable shelf
6 Drawer
7 Compartment dividing wall
8 Shelf divider
9 Central partition
10 Three-sided upstand with rubber mat
11 Perforated panel
12 Writing desk top



Components

1 Locker
2 Compartment locker
3 Pair of plinths
4 Bench
5 Shoe shelf
6 Sloping top



TECHNICAL INFO

Cabinet housing with doors				SERIES 22	SERIES 24			SERIES 26				SERIES 28		
H	Usable H	Divider	Door	HInged door				Sliding door						
				800x400	1026x400	512x555	1026x555	1026x450	1200x450	1420x450	2052x450	1026x600	1420x600	2052x600
850	700	✓	Standard	-	-	-	-	-	-	-	-	-	-	28-80850
1000	850	-	Standard	-	-	24-11000	24-31000	26-31000	26-41000	26-61000	-	28-31000	28-61000	-
1000	850	✓	Standard	-	-	-	24-31010	-	-	26-61010	26-81000	28-31010	28-61010	28-81000
1200	1050	-	Standard	-	-	-	-	26-31200	26-41200	26-61200	-	28-31200	28-61200	-
1200	1050	✓	Standard	-	-	-	-	-	-	26-61210	26-81200	28-31210	28-61210	28-81200
1950	1805	-	Standard	22-21950	-	-	-	-	-	-	-	-	-	-
1950	1805	✓	Plexiglas®	22-26950	-	-	-	-	-	-	-	-	-	-
2000	1850	-	Standard	-	22-32000	-	24-32000	26-32000	26-42000	26-62000	-	28-32000	28-62000	-
2000	1850	✓	Standard	-	-	-	24-32010	-		26-62010	26-82000	28-32010	28-62010	28-82000
2000	1850	-	Plexiglas®	-	22-62000	-	24-62000	27-32000	27-42000	27-62000	-	29-32000	29-62000	-
2000	1850	✓	Plexiglas®	-	-	-	24-62010	-		27-62010	-	29-32010	29-62010	29-82000

Cupboards with hinged doors



W = 512 mm Wu = 486 mm D = 400 mm Du = 347 mm
W = 1026 mm Wu = 1000 mm W = 555 mm Wu = 500 mm

Cupboards with sliding doors



W = 1026 mm Wu = 1000 mm D = 450 mm Du = 347 mm
W = 1200 mm Wu = 1174 mm W = 600 mm Wu = 500 mm
W = 1420 mm Wu = 1394 mm
W = 2052 mm Wu = 1000+1000 mm

W Width mm **Wu** Useful width mm **Wu1** Useful width with dividers mm **D** Depth mm **Du** Useful depth mm

Lockers SERIES 88

W	D	H	Wu	Wu1/ Wu1	Du	doors W	doors no. in H	doors no. in W	Item No.	with divider Item No.
605	330	1750	230	-	230	300	1	2	88-13002	-
900	330	1750	230	-	230	300	1	3	88-13003	-
1195	500	1750	230	-	230	300	1	4	88-13004	-
605	500	1750	230	-	470	300	1	2	88-23002	-
900	500	1750	230	-	470	300	1	3	88-23003	-
1195	500	1750	230	-	470	300	1	4	88-23004	-
805	500	1750	330	178/178	-	400	1	2	88-24002	88-34002
1195	500	1750	330	178/178	-	400	1	3	88-24003	88-34003
585	500	1750	530	270/270	-	500	1	1	-	88-63001
1145	500	1750	530	270/270	-	500	1	2	-	88-63002

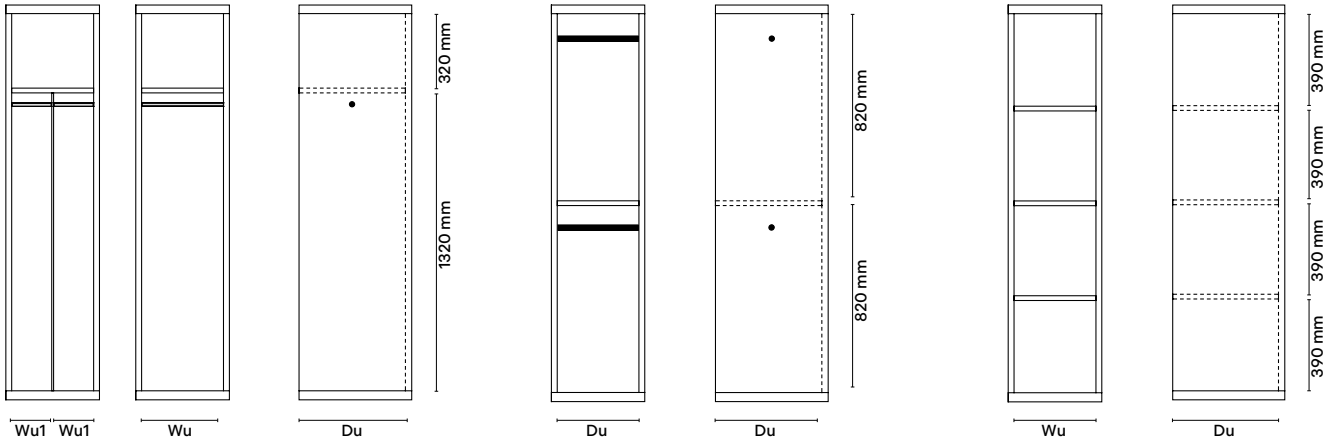

Compartment lockers SERIES 88

W	D	H	Wu	Du	doors W	doors no. in H	doors no. in W	Item No.
605	500	1750	230	470	300	2	2	88-83004
900	500	1750	230	470	300	2	3	88-83006
1195	500	1750	230	470	300	2	4	88-83008

Compartment lockers SERIES 89

W	D	H	Wu	Du	doors W	doors no. in H	doors no. in W	Item No.
605	500	1750	230	470	300	4	2	89-23024
900	500	1750	230	470	300	4	3	89-23034
1195	500	1750	230	470	300	4	4	89-23044
805	500	1750	330	470	400	4	2	89-34024
1195	500	1750	330	470	400	4	3	89-34034

HINGED DOORS - 1026x400 mm - 800x400 mm

SERIES 22



Item No.	W	D	H	Useful H	Divider	Doors
22-21950	800	400	1950	1850	-	Standard
22-26950	800	400	1950	1850	-	Plexiglas®
22-32000	1026	400	2000	1850	-	Standard
22-62000	1026	400	2000	1850	-	Plexiglas®

Hinged door cabinet



Item No.	W	D	H	KG	Cabinet
22-30034	772	370	35	70	800x400
22-30036	1000	347	35	70	1026x400

Adjustable shelves
Finish: Galvanised



Item No.	W	Useful H	Dividers D
52-63520	342	165	347
52-63530	342	265	347

Compartment dividing wall
Finish: Galvanised



Item No.	W	Useful H	Dividers D
52-61035	342	95	347

Shelf divider
Finish: Galvanised



HINGED DOORS - 1026x400 mm

SERIES 22



Item No.	W	D	H	RAL
22-32000-01/07	1026	400	2000	7035

Hinged door cabinet
2x Hinged door
4x Adjustable shelves - Capacity 70 kg



Item No.	W	D	H		Pcs.	RAL
22-32000-60/07	1026	400	2000	-	-	7035
22-32000-64/07	1026	400	2000	3	28	7035

Hinged door cabinet
2x Hinged door
6x Adjustable shelves - Capacity 70 kg



Item No.	W	D	H	RAL
22-62000-01/07	1026	400	2000	7035

Hinged door cabinet
2x Plexiglas® Hinged door
4x Adjustable shelves - Capacity 70 kg



Item No.	W	D	H	dm³
IM CO C3A2 5401	210	350/296	145	9,4
IM CO C003 5401	210	350/296	200	12,5

Containers

Container size **Pcs.** No. of containers

HINGED DOORS - 800x400 mm

SERIES 22



Item No.	W	D	H	RAL
22-21950-01/07	800	400	1950	7035

Hinged door cabinet
2x Hinged door
4x Adjustable shelves - Capacity 70 kg



Item No.	W	D	H	RAL
22-26950-01/07	800	400	1950	7035

Hinged door cabinet
2x Plexiglas® Hinged door
4x Adjustable shelves - Capacity 70 kg
Designed to support suspension folders

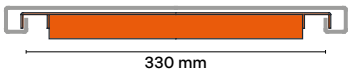



When ordering, please enter the product code and replace 07 with the desired colour code.
For information on colours, see page 116.

HINGED DOORS - 512x555 mm

SERIES 24



Item No.	W	D	H	Useful H	Divider	Doors
24-11000/07	512	555	1000	850	-	Standard

Hinged door cabinet



Item No.	Front H	Useful H	Lateral H	KG
24-13100/07	100	86	77	20
24-14101/07	100	86	77	70

Drawer
W x D= 456 x 459 mm
S= Extension 75%
T= Extension 100%



Item No.	W	D	H
24-10025	512	555	20

Three-sided upstand
Colour: Black



Item No.	W	D	H	Drawer H		KG
24-10100/07	512	555	250/100	100	S	20
24-10101/07	512	555	250/100	100	T	70

Writing desk top



Item No.	W	D	H	KG
24-10034	486	500	35	70

Adjustable shelves
Finish: Galvanised

HINGED DOORS - 512x555 mm

SERIES 24



13	03
100 S	100 T

Item No.	W	D	H			RAL
24-11000-13/07	512	555	1000	75 %	20	7035
24-11000-03/07	512	555	1000	100 %	70	7035

Hinged door cabinet
1x Hinged door
1x Adjustable shelves - Capacity 70 kg
1x Drawer 100 mm



13	03
100 S	100 T

Item No.	W	D	H			RAL
24-11000-14/07	512	555	1000	75 %	20	7035
24-11000-04/07	512	555	1000	100 %	70	7035

Hinged door cabinet
1x Hinged door
2x Adjustable shelves - Capacity 70 kg
1x Drawer 100 mm



01
100 S

Item No.	W	D	H			RAL
24-11090-01/07	512	555	1250	75 %	20	7035

Hinged door cabinet
1xWriting desk top
1x Hinged door
1x Drawer
2x Adjustable shelves - Capacity 70 kg

When ordering, please enter the product code and replace 07 with the desired colour code.
For information on colours, see page 116.

HINGED DOORS - 1026x555 mm

SERIES 24



Item No.	W	D	H	Useful H	Divider	Doors
24-31000/07	1026	555	1000	850	-	Standard
24-31010/07	1026	555	1000	850	✓	Standard
24-32000/07	1026	555	2000	1850	-	Standard
24-32010/07	1026	555	2000	1850	✓	Standard
24-62000/07	1026	555	2000	1850	-	Plexiglas®
24-62010/07	1026	555	2000	1850	✓	Plexiglas®

Hinged door cabinet



Item No.	Front H	Useful H	Lateral H	KG
24-13100/07	100	86	77	20
24-14101/07	100	86	77	70
24-33100/07	100	86	77	20
24-34101/07	100	86	77	70

Drawer
W x D= 456 x 459 mm
S= Extension 75%
T= Extension 100%



Item No.	W	D	H	KG
24-10034	486	500	35	70
24-30036	1000	500	35	70

Adjustable shelves
Finish: Galvanised



Item No.	W	Useful H	Dividers D
52-65020	495	165	500
52-65030	495	265	500

Compartment dividing wall
Finish: Galvanised



Item No.	L	P	H
24-30025	1026	555	25

Three-sided upstand
Colour: Black



Item No.	W	Useful H	Dividers D
52-61050	495	95	500

Shelf divider
Finish: Galvanised

HINGED DOORS - 1026x555 mm

SERIES 24



Item No.	W	D	H	RAL
24-31000-01/07	1026	555	1000	7035

Hinged door cabinet
2x Hinged door
1x Adjustable shelves - Capacity 70 kg



13	03
100 S	100 T

Item No.	W	D	H		KG	RAL
24-31000-13/07	1026	555	1000	75 %	20	7035
24-31000-03/07	1026	555	1000	100 %	70	7035

Hinged door cabinet
2x Hinged door
1x Adjustable shelves - Capacity 70 kg
1x Drawer 100 mm



13	03
100 S	100 T

Item No.	W	D	H		KG	RAL
24-31010-13/07	1026	555	1000	75 %	20	7035
24-31010-03/07	1026	555	1000	100 %	70	7035

Hinged door cabinet
2x Hinged door
2x Adjustable shelves - Capacity 70 kg
2x Drawer 100 mm
1x Central partition



10	20
100 S	100 T
100 S	100 T
100 S	100 T
100 S	100 T
100 S	100 T
100 S	100 T
100 S	100 T
100 S	100 T

Item No.	W	D	H		KG	RAL
24-31010-10/07	1026	555	1000	75 %	20	7035
24-31010-20/07	1026	555	1000	100 %	70	7035

Hinged door cabinet
2x Hinged door
2x Adjustable shelves - Capacity 70 kg
8x Drawer 100 mm
1x Central partition

When ordering, please enter the product code and replace 07 with the desired colour code.
For information on colours, see page 116.

HINGED DOORS - 1026x555 mm

SERIES 24



Item No.	W	D	H	RAL
24-32000-01/07	1026	555	2000	7035

Hinged door cabinet
2x Hinged door
4x Adjustable shelves - Capacity 70 kg



Item No.	W	D	H	RAL
24-32000-02/07	1026	555	2000	7035

Hinged door cabinet
2x Hinged door
5x Adjustable shelves - Capacity 70 kg



13	03
100 S	100 T
100 S	100 T
100 S	100 T

Item No.	W	D	H			RAL
24-32000-13/07	1026	555	2000	75 %	20	7035
24-32000-03/07	1026	555	2000	100 %	70	7035

Hinged door cabinet
2x Hinged door
4x Adjustable shelves - Capacity 70 kg
3x Drawer 100 mm



17	07
100 S	100 T
100 S	100 T
100 S	100 T
100 S	100 T
100 S	100 T

Item No.	W	D	H			RAL
24-32000-17/07	1026	555	2000	75 %	20	7035
24-32000-07/07	1026	555	2000	100 %	70	7035

Hinged door cabinet
2x Hinged door
2x Adjustable shelves - Capacity 70 kg
5x Drawer 100 mm

Drawer extension Capacity



17	07
100 S	100 T
100 S	100 T

Item No.	W	D	H			RAL
24-32020-17/07	1026	555	2000	75 %	20	7035
24-32020-07/07	1026	555	2000	100 %	70	7035

Hinged door cabinet
2x Hinged door
2x Adjustable shelves - Capacity 70 kg
2x Drawer 100 mm
2x Perforated panel type A - Colour Light grey RAL 7035



17	07
100 S	100 T
100 S	100 T

Item No.	W	D	H			RAL
24-32030-17/07	1026	555	2000	75 %	20	7035
24-32030-07/07	1026	555	2000	100 %	70	7035

Hinged door cabinet
2x Hinged door
2x Adjustable shelves - Capacity 70 kg
2x Drawer 100 mm
2x Perforated panel type A - Colour Light grey RAL 7035
2x Perforated panel on doors - Colour Light grey RAL 7035



18	08
100 S	100 T
100 S	100 T

Item No.	W	D	H			RAL
24-32000-18/07	1026	555	2000	75 %	20	7035
24-32000-08/07	1026	555	2000	100 %	70	7035

Hinged door cabinet
2x Hinged door
3x Adjustable shelves - Capacity 70 kg
2x Drawer 100 mm



14	04
100 S	100 T
100 S	100 T
100 S	100 T
100 S	100 T
100 S	100 T
100 S	100 T

Item No.	W	D	H			RAL
24-62010-14/07	1026	555	2000	75 %	20	7035
24-62010-04/07	1026	555	2000	100 %	70	7035

Hinged door cabinet
2x Plexiglas® Hinged door
4x Adjustable shelves - Capacity 70 kg
6x Drawer 100 mm
1x Central partition

When ordering, please enter the product code and replace 07 with the desired colour code.
For information on colours, see page 116.

HINGED DOORS - 1026x555 mm

SERIES 24



Item No.	W	D	H	RAL
24-62000-01/07	1026	555	2000	7035

Hinged door cabinet
2x Plexiglas® Hinged door
4x Adjustable shelves - Capacity 70 kg



Item No.	W	D	H	RAL
24-62000-02/07	1026	555	2000	7035

Hinged door cabinet
2x Plexiglas® Hinged door
5x Adjustable shelves - Capacity 70 kg



14	04
100 S	100 T
100 S	100 T
100 S	100 T
100 S	100 T

Item No.	W	D	H		KG	RAL
24-62000-14/07	1026	555	2000	75 %	20	7035
24-62000-04/07	1026	555	2000	100 %	70	7035

Hinged door cabinet
2x Plexiglas® Hinged door
2x Adjustable shelves - Capacity 70 kg
4x Drawer 100 mm



18	08
100 S	100 T
100 S	100 T

Item No.	W	D	H		KG	RAL
24-62000-18/07	1026	555	2000	75 %	20	7035
24-62000-08/07	1026	555	2000	100 %	70	7035

Hinged door cabinet
2x Plexiglas® Hinged door
3x Adjustable shelves - Capacity 70 kg
2x Drawer 100 mm

Drawer extension KG Capacity cassetti



Item No.	W	D	H	RAL
24-62060-02/07	1026	555	2000	7035

Hinged door cabinet
2x Plexiglas® Hinged door
2x Adjustable shelves - Capacity 70 kg
2x Perforated panel type A - Colour Light grey RAL 7035



15	05
100 S	100 T
100 S	100 T
100 S	100 T

Item No.	W	D	H		KG	RAL
24-62040-15/07	1026	555	2000	75 %	20	7035
24-62040-05/07	1026	555	2000	100 %	70	7035

Hinged door cabinet
2x Plexiglas® Hinged door
1x Adjustable shelves - Capacity 70 kg
3x Drawer 100 mm
3x Perforated panel type B - Colour Light grey RAL 7035



Item No.	W	D	H	RAL
24-62010-02/07	1026	555	2000	7035

Hinged door cabinet
2x Plexiglas® Hinged door
10x Adjustable shelves - Capacity 70 kg
1x Central partition



14	04
100 S	100 T
100 S	100 T
100 S	100 T

Item No.	W	D	H		KG	RAL
24-62010-14/07	1026	555	2000	75 %	20	7035
24-62010-04/07	1026	555	2000	100 %	70	7035

Hinged door cabinet
2x Plexiglas® Hinged door
4x Adjustable shelves - Capacity 70 kg
6x Drawer 100 mm
1x Central partition

When ordering, please enter the product code and replace 07 with the desired colour code.
For information on colours, see page 116.

ACCESSORIES - HINGED DOORS

SERIES 22/24



Item No.	W	D	KG	SERIES 22	SERIES 24	SERIES 26	SERIES 28
				Hinged door		Sliding door	
22-30034	772	370	70	800x400	-	-	-
22-30036	1000	347	70	1026x400	-	1026x450	2052x450
24-10034	486	500	70	512x555	1026x555*	-	1026x600*
24-30036	1000	500	70	1026x555	-	-	2052x600
26-40036	1174	347	70	-	-	1200x450	-
26-60047	685	347	70	-	-	1420x450*	-
26-60037	1394	347	70	-	-	1420x450	-
28-60047	685	500	70	-	-	-	1420x600*
28-60037	1394	500	70	-	-	-	1420x600

Adjustable shelves

* with Divider



Item No.	W	D	Front H		KG	SERIES 24	SERIES 28
						Hinged door	Sliding door
24-13100	486	459	100	S	20	512x555	1026x600
24-14101	486	459	100	T	70	512x555	1026x600
24-33100	918	459	100	S	20	512x555/1026x555	2052x600
24-34101	918	459	100	T	70	512x555/1026x555	2052x600

Drawer



W	Useful H	Dividers D	Item No.
342	165	347	52-63520
342	265	347	52-63530
495	165	500	52-65020
495	265	500	52-65030

Compartment dividing wall



W	Useful H	Dividers D	Item No.
342	95	347	52-61035
495	95	500	52-61050

Shelf divider

Finish: Galvanised

Drawer extension (S) Extension 75% (T) Extension 100% KG Capacity



				SERIES 22	SERIES 24	SERIES 26	SERIES 28
Item No.	W	D	H	Hinged door		Sliding door	
24-10025	512	555	20	-	512x555	-	-
24-30025	1026	555	20	-	1026x555	-	-
26-30025	1026	450	20	-	-	1026x450	-
26-40025	1026	450	20	-	-	1200x450	-
26-60025	1420	450	20	-	-	1420x450	-
26-80025	2052	450	20	-	-	2052x450	-
28-30025	1026	600	20	-	-	-	1026x600
28-60025	1420	600	20	-	-	-	1420x600
28-80025	2052	600	20	-	-	-	2052x600

Three-sided upstand
Colour: Black



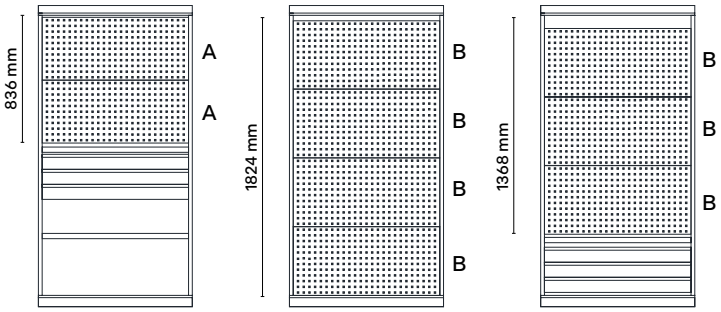

W	H	D	Tipo	Item No.
998	418	20	A	24-00042/07
998	456	20	B	24-00045/07

A Perforated back panel

W	H	D	Item No.
416	1776	20	24-00052/07

B Sets of perforated panels for door



W	D	H	Drawer H		KG	Item No.
512	555	250/100	100	S	20	24-10100
512	555	250/100	100	T	70	24-10101

Writing desk top

When ordering, please enter the product code and replace 07 with the desired colour code.
For information on colours, see page 116.

HINGED DOORS ECOLOGY LINE - 1026x555 mm

SERIES 63



Item No.	W	D	H	RAL
63-11060-00/121	1026	555	1000	1021

Hinged door cabinet for liquid storage and collection
2x Hinged perforated door
1x Perforated shelf 1000x500x35 mm
1x Perforated shelf 1000x500x70 mm



Item No.	W	D	H	RAL
63-12060-00/121	1026	555	2000	1021

Hinged door cabinet for liquid storage and collection
2x Hinged perforated door
3x Perforated shelf1000x500x35 mm
1x Perforated shelf1000x500x70 mm



Item No.	W	D	H	RAL
63-11070-00/02	1026	555	1000	6011

Hinged door cabinet for storing plant protection products
2x Hinged perforated door
1x Perforated shelf 1000x500x35 mm
1x Perforated shelf 1000x500x70 mm



Item No.	W	D	H	RAL
63-12070-02/02	1026	555	2000	6011

Hinged door cabinet for storing plant protection products
2x Hinged perforated door
3x Perforated shelf 1000x500x35 mm
1x Perforated shelf 1000x500x70 mm


FAMEPLA
TENERE CHIUSO
KEEP CLOSED
VIETATO FUMARE E USARE FIAMME LIBERE
NO SMOKING AND/OR NAKED FLAMES
PRODOTTI INFIAMMABILI E PERICOLOSI
FLAMMABLE AND DANGEROUS PRODUCTS
DYRUP
AKROPLAST
F-500

SLIDING DOORS - 1026x450 mm

SERIES 26-27



Item No.	W	D	H	Useful H	Divider	Doors
26-31000/07	1026	450	1000	850	-	Standard
26-31200/07	1026	450	1200	1050	-	Standard
26-32000/07	1026	450	2000	1850	-	Standard
27-32000/07	1026	450	2000	1850	-	Plexiglas®

Sliding door cabinet



Item No.	W	D	H	KG
22-30036	1000	347	35	70

Adjustable shelves
Finish: Galvanised



Item No.	W	Useful H	Dividers D
52-63520	342	165	347
52-63530	342	265	347

Compartment dividing wall
Finish: Galvanised



Item No.	W	D	H
26-30025	1026	450	20

Three-sided upstand
Colour: Black



Item No.	W	Useful H	Dividers D
52-61035	342	95	347

Shelf divider
Finish: Galvanised

SLIDING DOORS - 1026x450 mm

SERIES 26



Item No.	W	P	D	RAL
26-31000-02/07	1026	450	1000	7035

Sliding door cabinet
2x Sliding door
2x Adjustable shelves - Capacity 70 kg



Item No.	W	D	H	RAL
26-31200-03/07	1026	450	1200	7035

Sliding door cabinet
2x Sliding door
3x Adjustable shelves - Capacity 70 kg



Item No.	W	D	H	RAL
26-32000-01/07	1026	450	2000	7035

Sliding door cabinet
2x Sliding door
4x Adjustable shelves - Capacity 70 kg



Item No.	W	D	H	RAL
27-32000-01/07	1026	450	2000	7035

Sliding door cabinet
2x Plexiglas® sliding door
4x Adjustable shelves - Capacity 70 kg

When ordering, please enter the product code and replace 07 with the desired colour code.
For information on colours, see page 116.

SLIDING DOORS - 1200x450 mm

SERIES 26-27



Item No.	W	D	H	Useful H	Divider	Doors
26-41000/07	1200	450	1000	850	-	Standard
26-41200/07	1200	450	1200	1050	-	Standard
26-42000/07	1200	450	2000	1850	-	Standard
27-42000/07	1200	450	2000	1850	-	Plexiglas®

Sliding door cabinet



Item No.	W	D	H	KG
26-40036	1147	347	35	70

Adjustable shelves

Finish: Galvanised



Item No.	W	Useful H	Dividers D
52-63520	342	165	347
52-63530	342	265	347

Compartment dividing wall

Finish: Galvanised



Item No.	W	D	H
26-40025	1200	450	20

Three-sided upstand

Colour: Black



Item No.	W	Useful H	Dividers D
52-61035	342	95	347

Shelf divider

Finish: Galvanised

W Width mm D Depth mm H Height mm KG Capacity Drawer extension

SLIDING DOORS - 1200x450 mm

SERIES 26-27



Item No.	W	D	H	RAL
26-41000-01/07	1200	450	1000	7035

Sliding door cabinet
2x Sliding door
1x Adjustable shelves - Capacity 70 kg



Item No.	W	D	H	RAL
26-41200-03/07	1200	450	1200	7035

Sliding door cabinet
2x Sliding door
3x Adjustable shelves - Capacity 70 kg



Item No.	W	D	H	RAL
26-42000-01/07	1200	450	2000	7035

Sliding door cabinet
2x Sliding door
4x Adjustable shelves - Capacity 70 kg



Item No.	W	D	H	RAL
27-42000-01/07	1200	450	2000	7035

Sliding door cabinet
2x Plexiglas® sliding door
4x Adjustable shelves - Capacity: 70 kg

When ordering, please enter the product code and replace 07 with the desired colour code.
For information on colours, see page 116.

SLIDING DOORS - 1420x450 mm

SERIES 26-27



Item No.	W	D	H	Useful H	Divider	Doors
26-61000/07	1420	450	1000	850	-	Standard
26-61010/07	1420	450	1000	850	✓	Standard
26-61200/07	1420	450	1200	1050	-	Standard
26-61210/07	1420	450	1200	1050	✓	Standard
26-62000/07	1420	450	2000	1850	-	Standard
26-62010/07	1420	450	2000	1850	✓	Standard
27-62000/07	1420	450	2000	1850	-	Plexiglas®
27-62010/07	1420	450	2000	1850	✓	Plexiglas®

Sliding door cabinet



Item No.	W	D	H	KG
26-60047*	685	347	35	70
26-60037	1394	347	35	70

Adjustable shelves
Finish: Galvanised
* for cupboard with central partition



Item No.	W	Useful H	Dividers D
52-63520	342	165	347
52-63530	342	265	347

Compartment dividing wall
Finish: Galvanised



Item No.	W	D	H
26-60025	1420	450	20

Three-sided upstand
Colour: Black



Item No.	W	Useful H	Dividers D
52-61035	342	95	347

Shelf divider
Finish: Galvanised

SLIDING DOORS - 1420x450 mm

SERIES 26-27



Item No.	W	D	H	RAL
26-61000-03/07	1420	450	1000	7035

Sliding door cabinet
2x Sliding door
3x Adjustable shelves - Capacity: 70 kg



Item No.	W	D	H	RAL
26-61010-02/07	1420	450	1000	7035

Sliding door cabinet
2x Sliding door
4x Adjustable shelves - Capacity: 70 kg
1x Central partition



Item No.	W	D	H	RAL
26-61200-02/07	1420	450	1200	7035

Sliding door cabinet
2x Sliding door
2x Adjustable shelves - Capacity: 70 kg



Item No.	W	D	H	RAL
26-61210-03/07	1420	450	1200	7035

Sliding door cabinet
2x Sliding door
6x Adjustable shelves - Capacity: 70 kg
1x Central partition

When ordering, please enter the product code and replace 07 with the desired colour code.
For information on colours, see page 116.

SLIDING DOORS - 1420x450 mm

SERIES 26-27



Item No.	W	D	H	RAL
26-62000-01/07	1420	450	2000	7035

Sliding door cabinet
2x Sliding door
4x Adjustable shelves - Capacity: 70 kg



Item No.	W	D	H	RAL
26-62000-03/07	1420	450	2000	7035

Sliding door cabinet
2x Sliding door
6x Adjustable shelves - Capacity: 70 kg



Item No.	W	D	H	RAL
26-62010-01/07	1420	450	2000	7035

Sliding door cabinet
2x Sliding door
8x Adjustable shelves - Capacity: 70 kg
1x Central partition



Item No.	W	D	H	RAL
26-62010-03/07	1420	450	2000	7035

Sliding door cabinet
2x Sliding door
12x Adjustable shelves - Capacity: 70 kg
1x Central partition



Item No.	W	D	H	RAL
27-62000-02/07	1420	450	2000	7035

Sliding door cabinet
2x Plexiglas® sliding door
5x Adjustable shelves - Capacity: 70 kg



Item No.	W	D	H	RAL
27-62000-03/07	1420	450	2000	7035

Sliding door cabinet
2x Plexiglas® sliding door
6x Adjustable shelves - Capacity: 70 kg



Item No.	W	D	H	RAL
27-62010-01/07	1420	450	2000	7035

Sliding door cabinet
2x Plexiglas® sliding door
8x Adjustable shelves - Capacity: 70 kg
1x Central partition



Item No.	W	D	H	RAL
27-62010-03/07	1420	450	2000	7035

Sliding door cabinet
2x Plexiglas® sliding door
12x Adjustable shelves - Capacity: 70 kg
1x Central partition

When ordering, please enter the product code and replace 07 with the desired colour code.
For information on colours, see page 116.

SLIDING DOORS - 2052x450 mm

SERIES 26-27



Item No.	W	D	H	Useful H	Divider	Doors
26-80850/07	2052	450	850	700	✓	Standard
26-81000/07	2052	450	1000	850	✓	Standard
26-81200/07	2052	450	1200	1050	✓	Standard
26-82000/07	2052	450	2000	1850	✓	Standard
27-82000/07	2052	450	2000	1850	✓	Plexiglas®

Sliding door cabinet



Item No.	W	D	H	KG
22-30036	1000	347	35	70

Adjustable shelves
Finish: Galvanised
* per armadio con Divider



Item No.	W	Useful H	Dividers D
52-63520	342	165	347
52-63530	342	265	347

Compartment dividing wall
Finish: Galvanised



Item No.	W	D	H
26-80025	2052	450	20

Three-sided upstand
Colour: Black



Item No.	W	Useful H	Dividers D
52-61035	342	95	347
52-61050	495	95	500

Shelf divider
Finish: Galvanised

SLIDING DOORS - 2052x450 mm

SERIES 26-27



Item No.	W	D	H	RAL
26-81000-01/07	2052	450	1000	7035

Sliding door cabinet
2x Sliding door
2x Adjustable shelves - Capacity: 70 kg
1x Central partition



Item No.	W	D	H	RAL
26-81200-02/07	2052	450	1200	7035

Sliding door cabinet
2x Sliding door
4x Adjustable shelves - Capacity: 70 kg
1x Central partition



Item No.	W	D	H	RAL
26-82000-01/07	2052	450	2000	7035

Sliding door cabinet
2x Sliding door
8x Adjustable shelves - Capacity: 70 kg
1x Central partition



Item No.	W	D	H	RAL
26-82000-03/07	2052	450	2000	7035

Sliding door cabinet
2x Sliding door
12x Adjustable shelves - Capacity: 70 kg
1x Central partition

When ordering, please enter the product code and replace 07 with the desired colour code.
For information on colours, see page 116.

SLIDING DOORS - 1026x600 mm

SERIES 28-29



Item No.	W	D	H	Useful H	Divider	Doors
28-31000/07	1026	600	1000	850	-	Standard
28-31010/07	1026	600	1000	850	✓	Standard
28-31200/07	1026	600	1200	1050	-	Standard
28-31210/07	1026	600	1200	1050	✓	Standard
28-32000/07	1026	600	2000	1850	-	Standard
28-32010/07	1026	600	2000	1850	✓	Standard
29-32000/07	1026	600	2000	1850	-	Plexiglas®
29-32010/07	1026	600	2000	1850	✓	Plexiglas®

Sliding door cabinet



Item No.	Front H	⇩	Lateral H	Useful H	KG
24-13100/07	100		86	77	20
24-14101/07	100		86	77	70

Drawer

W x D= 486 x 459 mm
S= Extension 80-90%
T= Extension 100%



Item No.	W	D	H	KG
24-10034	486	500	35	70
24-30036	1000	500	35	70

Adjustable shelves

Finish: Galvanised



Item No.	W	Useful H	Dividers D
52-65020	495	165	500
52-65030	495	265	500

Compartment dividing wall

Finish: Galvanised



Item No.	W	D	H
28-30025	1026	600	20

Three-sided upstand

Colour: Black



Item No.	W	Useful H	Dividers D
52-61050	495	95	500

Shelf divider

Finish: Galvanised

SLIDING DOORS - 1026x600 mm

SERIES 28-29



Item No.	W	D	H	RAL
28-31000-01/07	1026	600	1000	7035

Sliding door cabinet
2x Sliding door
1x Adjustable shelves - Capacity: 70 kg



Item No.	W	D	H	RAL
28-31200-03/07	1026	600	1200	7035

Sliding door cabinet
2x Sliding door
3x Adjustable shelves - Capacity: 70 kg



14	04
100 S	100 T
100 S	100 T

Item No.	W	D	H		KG	RAL
28-31010-14/07	1026	600	1000	75 %	20	7035
28-31010-04/07	1026	600	1000	100 %	70	7035

Sliding door cabinet
2x Sliding door
4x Adjustable shelves - Capacity: 70 kg
2x Drawer 100 mm
1x Central partition



17	07
100 S	100 T
100 S	100 T
100 S	100 T
100 S	100 T

Item No.	W	D	H		KG	RAL
28-31210-17/07	1026	600	1200	75 %	20	7035
28-31210-07/07	1026	600	1200	100 %	70	7035

Sliding door cabinet
2x Sliding door
2x Adjustable shelves - Capacity: 70 kg
4x Drawer 100 mm
1x Central partition

When ordering, please enter the product code and replace 07 with the desired colour code.
For information on colours, see page 116.

SLIDING DOORS - 1026x600 mm

SERIES 28-29



Item No.	W	D	H	RAL
28-32000-01/07	1026	600	2000	7035

Sliding door cabinet
2x Sliding door
4x Adjustable shelves - Capacity: 70 kg



Item No.	W	D	H	RAL
29-32000-03v/07	1026	600	2000	7035

Sliding door cabinet
2x Sliding door
6x Adjustable shelves - Capacity: 70 kg



Item No.	W	D	H	RAL
29-32010-01/07	1026	600	2000	7035

Sliding door cabinet
2x Plexiglas® sliding door
8x Adjustable shelves - Capacity: 70 kg
1x Central partition



15	05
100 S	100 T
100 S	100 T
100 S	100 T
100 S	100 T
100 S	100 T
100 S	100 T

Item No.	W	D	H		KG	RAL
28-32010-15/07	1026	600	2000	75 %	20	7035
28-32010-05/07	1026	600	2000	100 %	100	7035

Sliding door cabinet
2x Sliding door
6x Adjustable shelves - Capacity: 70 kg
6x Drawer 50 mm
1x Central partition

W Width mm **D** Depth mm **H** Height mm KG Capacity Drawer extension



Item No.	W	P	H	RAL
29-32000-01/07	1026	600	2000	7035

Sliding door cabinet
2x Plexiglas® sliding door
4x Adjustable shelves - Capacity: 70 kg



Item No.	W	D	H	RAL
29-32000-03/07	1026	600	2000	7035

Sliding door cabinet
2x Plexiglas® sliding door
6x Adjustable shelves - Capacity: 70 kg



Item No.	W	D	H	RAL
29-32010-01/07	1026	600	2000	7035

Sliding door cabinet
2x Plexiglas® sliding door
8x Adjustable shelves - Capacity: 70 kg
1x Central partition



15	05
100 S	100 T
100 S	100 T
100 S	100 T
100 S	100 T
100 S	100 T
100 S	100 T

Item No.	W	D	H		KG	RAL
29-32010-15/07	1026	600	2000	75 %	20	7035
29-32010-05/07	1026	600	2000	100 %	100	7035

Sliding door cabinet
2x Sliding door
6x Adjustable shelves - Capacity: 70 kg
6x Drawer 50 mm
1x Central partition

When ordering, please enter the product code and replace 07 with the desired colour code.
For information on colours, see page 116.

SLIDING DOORS - 1420x600 mm

SERIES 28-29



Item No.	W	D	H	Useful H	Divider	Doors
28-61000/07	1420	600	1000	850	-	Standard
28-61010/07	1420	600	1000	850	✓	Standard
28-61200/07	1420	600	1200	1050	-	Standard
28-61210/07	1420	600	1200	1050	✓	Standard
28-62000/07	1420	600	2000	1850	-	Standard
28-62010/07	1420	600	2000	1850	✓	Standard
29-62000/07	1420	600	2000	1850	-	Plexiglas®
29-62010/07	1420	600	2000	1850	✓	Plexiglas®

Sliding door cabinet



Item No.	W	D	H	KG
28-60047	685	500	35	70
28-60037	1394	500	35	70

Adjustable shelves

Finish: Galvanised

* for cabinet with divider



Item No.	W	Useful H	Dividers D
52-65020	495	165	500
52-65030	495	265	500

Compartment dividing wall

Finish: Galvanised



Item No.	W	D	H
28-60025	1420	600	20

Three-sided upstand

Colour: Black



Item No.	W	Useful H	Dividers D
52-61050	495	95	500

Shelf divider

Finish: Galvanised

SLIDING DOORS - 1420x600 mm

SERIES 28-29



Item No.	W	D	H	RAL
28-60850-01/07	1420	600	850	7035

Sliding door cabinet
2x Sliding door
1x Adjustable shelves - Capacity: 70 kg



Item No.	W	D	H	RAL
28-61000-02/07	1420	600	1000	7035

Sliding door cabinet
2x Sliding door
2x Adjustable shelves - Capacity: 70 kg



Item No.	W	D	H	RAL
28-62010-02/07	1420	600	2000	7035

Sliding door cabinet
2x Sliding door
10x Adjustable shelves - Capacity: 70 kg
1x Central partition



Item No.	W	D	H	RAL
29-62000-03/07	1420	600	2000	7035

Sliding door cabinet
2x Plexiglas® sliding door
6x Adjustable shelves - Capacity: 70 kg
1x Central partition

When ordering, please enter the product code and replace 07 with the desired colour code.
For information on colours, see page 116.

SLIDING DOORS - 2052x600 mm

SERIES 28-29



Item No.	W	D	H	Useful H	Divider	Doors
28-80850/07	2052	600	850	700	✓	Standard
28-81000/07	2052	600	1000	1050	✓	Standard
28-81200/07	2052	600	1200	1050	✓	Standard
28-82000/07	2052	600	2000	1850	✓	Standard
29-82000/07	2052	600	2000	1850	✓	Plexiglas®

Sliding door cabinet



Item No.	Front H		Lateral H	Useful H	KG
24-33100/07	100		86	77	20
24-34101/07	100		86	77	70

Drawer
W x D= 918 x 459 mm
S= Extension 80-90%
T= Extension 100%



Item No.	W	D	H	KG
24-30036	1000	500	35	70

Adjustable shelves
Finish: Galvanised



Item No.	W	Useful H	Dividers D
52-65020	342	165	347
52-65030	342	265	347

Compartment dividing wall
Finish: Galvanised



Item No.	W	D	H
28-80025	2052	600	20

Three-sided upstand
Colour: Black



Item No.	W	Useful H	Dividers D
52-61050	495	95	500

Shelf divider
Finish: Galvanised

SLIDING DOORS - 2052x600 mm

SERIES 28-29



Item No.	W	D	H	RAL
28-80850-01/07	2052	600	850	7035

Sliding door cabinet
2x Sliding door
2x Adjustable shelves - Capacity: 70 kg
1x Central partition



14	04
100 S	100 T
100 S	100 T

Item No.	W	D	H		KG	RAL
28-81200-14/07	2052	600	1200	75 %	20	7035
28-81200-04/07	2052	600	1200	100 %	70	7035

Sliding door cabinet
2x Sliding door
4x Adjustable shelves - Capacity: 70 kg
2x Drawer 100 mm
1x Central partition



16	06
100 S	100 T
100 S	100 T
100 S	100 T
100 S	100 T

Item No.	W	D	H		KG	RAL
29-82000-16/07	2052	600	2000	75 %	20	7035
29-82000-06/07	2052	600	2000	100 %	70	7035

Sliding door cabinet
2x Sliding door
6x Adjustable shelves - Capacity: 70 kg
4x Drawer 100 mm
1x Central partition



Item No.	W	D	H	RAL
29-82000-01/07	2052	600	2000	7035

Sliding door cabinet
2x Plexiglas® sliding door
8x Adjustable shelves - Capacity: 70 kg
1x Central partition

When ordering, please enter the product code and replace 07 with the desired colour code.
For information on colours, see page 116.

STORAGE LOCKERS

SERIES 88-89



Item No.	W	Useful H	D	H
88-13002/07	605	230	330	1750
88-13003/07	900	230	330	1750
88-13004/07	1195	230	330	1750
88-23002/07	605	230	500	1750
88-23003/07	900	230	500	1750
88-23004/07	1195	230	500	1750
88-24002/07	805	330	500	1750
88-24003/07	1195	330	500	1750
88-34002/07	805	330	500	1750
88-34003/07	1195	330	500	1750
88-63001/07	585	530	500	1750
88-63002/07	1145	530	500	1750

Locker



					Doors no.	
Item No.	W	D	H	Doors W	in H	in W
88-83004	605	500	1750	300	2	2
88-83006	900	500	1750	300	2	3
88-83008	1195	500	1750	300	2	4

Compartment locker



					Doors no.	
Item No.	W	D	H	Doors W	in H	in W
89-23024	605	500	1750	300	4	2
89-23034	900	500	1750	300	4	3
89-23044	1195	500	1750	300	4	4
89-34024	805	500	1750	400	4	2
89-34034	1195	500	1750	400	4	3

Compartment locker



Item No.	W	D	H
88-10058/07	585	500/300	350/385
88-10061/07	605	500/300	350/385
88-10080/07	805	500/300	350/385
88-10090/07	900	500/300	350/385
88-10114/07	1145	500/300	350/385
88-10119/07	1195	500/300	350/385

Bench



Item No.	W	D	H
88-12058	585	200	15
88-12061	605	200	15
88-12080	805	200	15
88-12090	900	200	15
88-12114	1145	200	15
88-12119	1195	200	15

Shoe shelf
Finish: Galvanised



Item No.	LW	D	H
88-18512	500	40	120
88-18312	330	40	120

Base, pair
Finish: Galvanised



Item No.	W	D	H
88-00058/07	585	500	250
88-00061/07	605	500	250
88-00080/07	805	500	250
88-00090/07	900	500	250
88-00114/07	1145	500	250
88-00119/07	1195	500	250

Sliding top

When ordering, please enter the product code and replace 07 with the desired colour code.
For information on colours, see page 116.

CUPBOARDS WITH DOORS

STORAGE LOCKERS

SERIES 88



Item No.	W	D	H	RAL
88-13003/07	900	330	1750	7035

Locker cabinet with 3 compartments
Door width: 300 mm



Item No.	W	D	H	RAL
88-24003/07	1195	500	1750	7035

Locker cabinet with 3 compartments
Door width: 400 mm



Item No.	W	D	H	RAL
88-34003/07	1195	500	1750	7035

Locker cabinet with 3 compartments
Door width: 400 mm
with Central partition



Item No.	W	D	H	RAL
88-63002/07	1145	500	1750	7035

Locker cabinet with 2 compartments
Door width: 500 mm
with Central partition

W Width mm D Depth mm H Height mm

STORAGE LOCKERS

SERIES 88-89



Item No.	W	D	H	RAL
88-83006/07	900	500	1750	7035

Compartment locker cabinet with 6 compartments
Door width: 300 mm
Useful compartment dimensions: 230x820 h mm
with clothes rail



Item No.	W	D	H	RAL
89-23034/07	900	500	1750	7035

Compartment locker cabinet with 12 compartments
Door width: 300 mm
Useful compartment dimensions: 230x390 h mm



When ordering, please enter the product code and replace 07 with the desired colour code.
For information on colours, see page 116.

WORK STATIONS

Thanks to the many possible combinations, each workstation can be set up with practical workbenches. The possibilities for assembling wooden tops with support legs, drawer units and wall units create the ideal solution for any work requirement, optimising space and practicality. Wooden tops with a load capacity of up to 1500 kg, a maximum length of 3000 mm and various types of finishes cover a wide range of uses.

- Modular structures and components
- Maximum stability
- High mobility
- Wide range of accessories



Workbenches

Workbenches for professionals offer a versatile solution for production and workshops, laboratories and hardware stores. Drawers, shelves, equipped walls and wheels can be added to the worktop to create a fully customised workstation. The main features of FAMEPLA workbenches are: multiplex worktops with several variants, bench lengths up to 3000 mm and a maximum load capacity of 1400 kg. The drawers in the drawer units have a maximum load capacity of 100 kg. Everything can be combined with preconfigured structures.



Wooden tops
Wooden tops are available in multiplex, with oil-resistant rubber, galvanised sheet metal and plastic laminate coverings. Various lengths are available: 1000, 1250, 1500, 1750, 2000, 2500 and 3000 mm and 1 depth (750 mm). There are also different thicknesses: 30, 40, and 50 mm. The fixing kit allows the components to be securely attached to the shelf, combined with preconfigured structures.



Workbench legs
Made of sturdy welded and painted steel sheet, they are capable of supporting heavy loads. Available in 2 different types: fixed and with wheels. The fixed support legs are available in 3 heights (800, 850 and one with a variable height from 750 to 1050 mm), while the mobile ones are fitted with 100 mm fixed and swivel polyurethane castors with brakes for stability.



Drawer cabinets
The drawer units are fixed to the shelves. Depending on requirements, they can be fitted with various types of accessories such as drawers, doors, adjustable and pull-out shelves.



Metal lower shelves
Metal lower shelves are the ideal solution for making the best use of the space under the counter. Made of painted sheet steel, they are also used to stabilise counters on castors. Available in various lengths and with a depth of 300 mm. Two under-shelves can be combined to achieve a depth of 600 mm.

Compact workbenches

Compact workbenches offer a versatile, modern and sturdy solution for production and workshops, laboratories and hardware stores. Drawers, doors, shelves and castors can be added to the worktop to create a fully customised workstation. Equipped with central locking, the structures can support a maximum weight of up to 800 kg. The drawers have a maximum load capacity of 100 kg.



Stationary structure
The compact workbenches are monobloc structures with 2 or 3 compartments, 27 cm (508 mm) wide. The height of the structure is 840 mm, including the 40 mm multiplex wood top.



Structure on wheels
The compact workbenches on wheels allow the structure to be moved safely and easily thanks to the 150 mm diameter wheels (2 fixed wheels and 2 swivel wheels with brakes). Equipped with a handle for a secure and efficient grip.



Perforated panels
Perforated panels are a practical solution for fixing storage hooks. They are easy to install thanks to their insertion into slotted panels. The dimensions of the panels vary according to the width of the worktops. Height modularity is possible thanks to the 304 mm size. The 10 mm square holes with a 38x38 mm pitch allow the hooks to be fixed in place.

Adjustable shelves
The shelves for wall units can be arranged horizontally or at an angle thanks to the side supports. Made of painted sheet steel, they can support loads of up to 30 kg. The raised front edge prevents items from falling off if the shelf is tilted.

Slide-track
Load-resistant profiled galvanised steel profile. The special shape of the profile allows the insertion of sliding trolleys or a lamp. The support brackets are easily and securely fixed to the slotted uprights.

SERIES 40
Depth 750 mm

Fixed workbenches



SERIES 43
Depth 750 mm

Workbenches on wheels



SERIES 42
Depth 750 mm

Compact workbenches



SERIES 47
Depth 750 mm

Compact workbenches on wheels



COLOURS
Standard



04 RAL 5012
LIGHT BLUE



07 RAL 7035
LIGHT GREY



75 RAL 7016
ANTHRACITE GREY
RAL 7035
LIGHT GREY



76 RAL 5005
SIGNAL BLUE
RAL 7035
LIGHT GREY



80 RAL 5012
LIGHT BLUE
RAL 7035
LIGHT GREY



81 RAL 3003
RUBY RED
RAL 7035
LIGHT GREY

Other Colours



25 RAL 7016
ANTHRACITE GREY



18 RAL 5005
SIGNAL BLUE



03 RAL 3003
RUBY RED



29 RAL 9005
DEEP BLACK



16 RAL 3000
FIERY RED



52 RAL 5023
DISTANT BLUE



17 RAL 4006
TRAFFIC PURPLE



02 RAL 6011
RESEDA GREEN



120 RAL 1021
NAVONE YELLOW



14 RAL 2004
ORANGE

Components

1 Wooden top
2 Workbench leg
3 Drawer cabinet
4 Metal under-shelf
5 Wall system
6 Workbench leg on wheels
7 Roller shutter cabinets
8 Compact workbenches
9 Compact workbenches on wheels

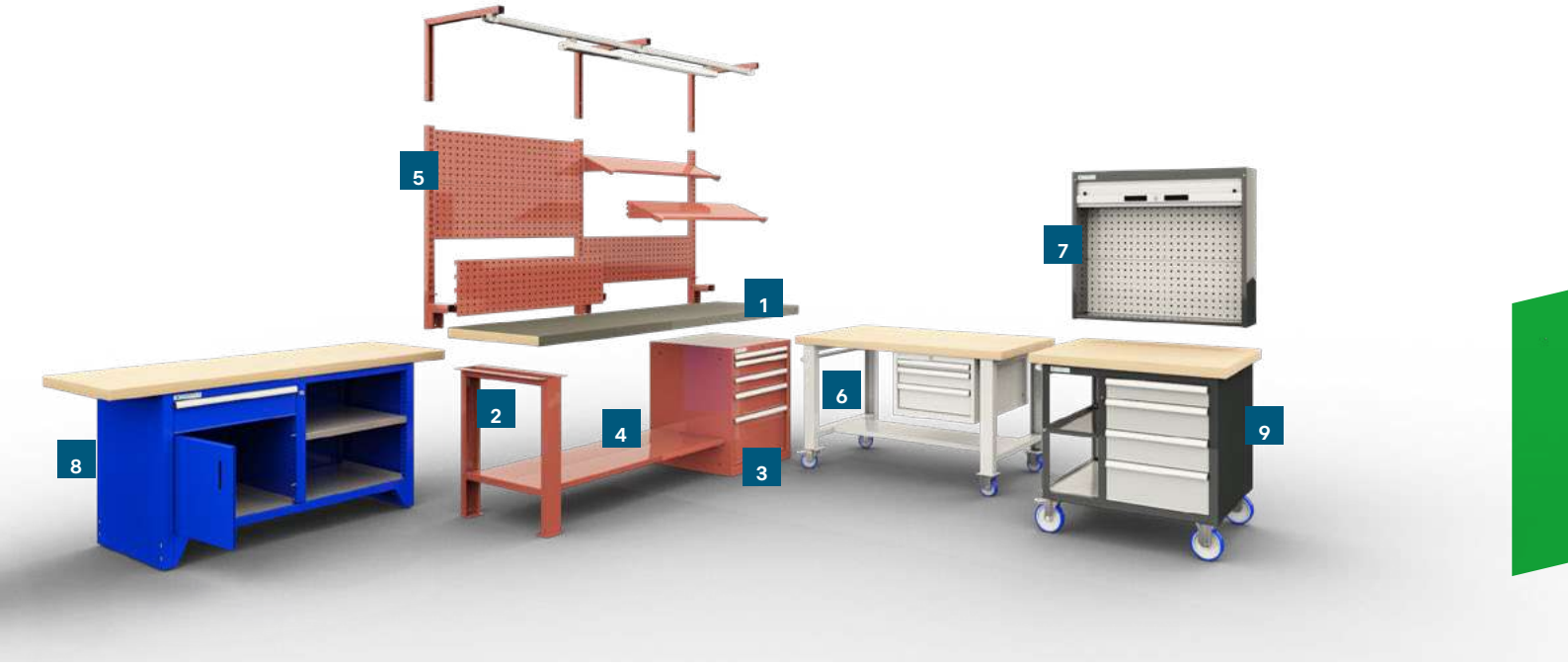

Wall system

A Perforated back panels
B Support columns
C Adjustable shelves
D Slide-track
E Overhead LED lamp

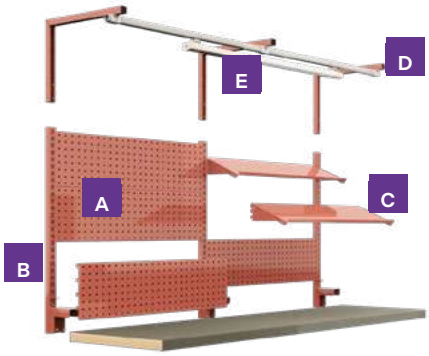

Drawer cabinet

1 Drawer cabinet housing
2 Plinth
3 Hinged door
4 Lower shelf
5 Adjustable shelf
6 Drawer
7 Retractable shelf



TECHNICAL INFO

Support distances and shelf capacity

Combinations: 2 legs/3 legs

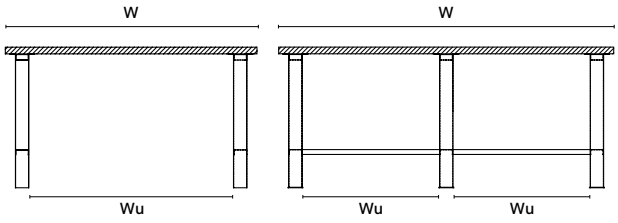

W	Wu	Legs no.	MULTIPLEX 30 mm	MULTIPLEX 40 mm	MULTIPLEX 50 mm	LAMINATE 30 mm	LAMINATE 40 mm	LAMINATE 50 mm
			Capacity kg			Capacity kg		
1000	720	2	300	1200	1200	300	1200	1200
1250	970	2	300	1200	1200	300	1200	1200
1500	1220	2	260	800	800	260	800	800
2000	1720	2	260	400	400	260	400	400
2000	820	3	260	1200	1200	260	1200	1200
2500	2220	2	200*	800*	800*	200*	800*	800*
2500	1070	3	-	1200*	1500*	-	1200*	1500*
3000	1320	3	-	1000*	1000*	-	1000*	1000*

* with the use of an under-shelf

Combinations: 1 leg and 1 chest of drawers/2 legs, 1 chest of drawers and 1 metal under-shelf

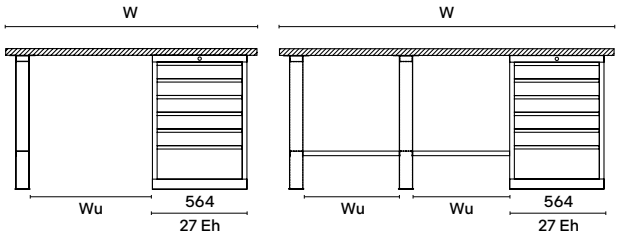

W	Wu	Legs no.	Drawer cabinets no.	MULTIPLEX 30 mm	MULTIPLEX 40 mm	MULTIPLEX 50 mm	LAMINATE 30 mm	LAMINATE 40 mm	LAMINATE 50 mm
				Capacity kg			Capacity kg		
1000	-	-	-	-	-	-	-	-	-
1250	-	-	-	-	-	-	-	-	-
1500	740	1	1	260	1500	1500	1500	1500	1500
1500	-	-	2	260	1500	1500	1500	1500	1500
2000	1240	1	1	260	1500	1500	1500	1500	1500
2000	750	-	2	260	1500	1500	1500	1500	1500
2500	1740	1	1	200*	800*	800*	200*	800*	800*
2500	1250	-	2	-	800*	800*	-	800*	800*
2500	574	-	3	-	1500*	1500*	-	1500*	1500*
3000	1320+836	1	2	-	1500*	1500*	-	1500*	1500*
3000	1320	-	3	-	1500*	1500*	-	1500*	1500*

Overall dimensions: positioning of chest of drawers and legs

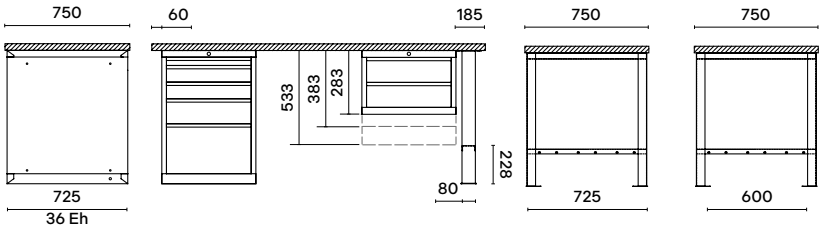

60 mm = Distance between the side of the chest of drawers/leg upright and the edge of the top.

80 mm = Width of the leg upright.

228 mm = Height of the lower crossbar of the leg for securing the support surface.

185 mm = Useful distance from the edge of the worktop.

750 mm = Depth of the surface.

600 mm = Useful depth of the leg.

725 mm = Depth of the leg/cabinet.

Support leg height

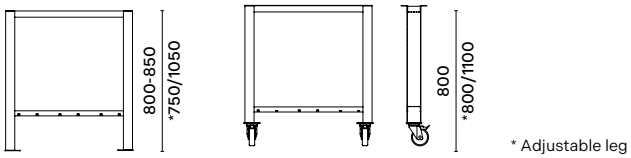

* Adjustable leg

Useful distances for wall units: 2 slotted uprights - 3 slotted uprights

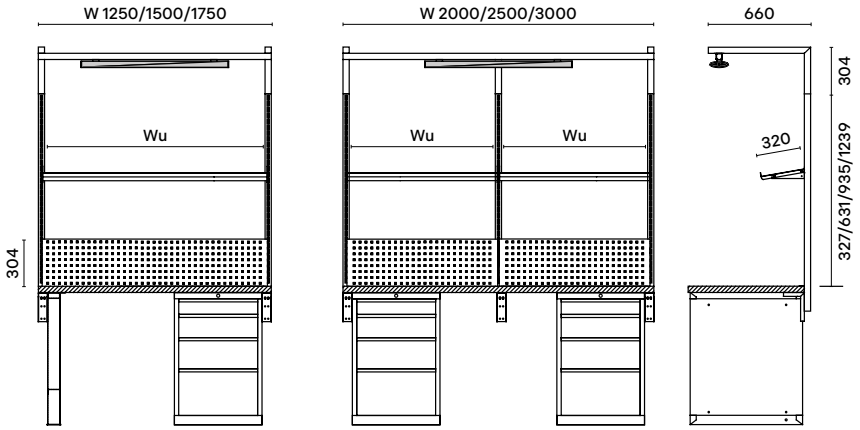

W	Wu
1250	1170
1500	1420
2000	940
2500	1190
3000	1440

Hole dimensions: Perforated panels

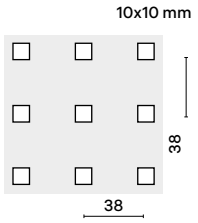

Overall dimensions: Cabinets with roller shutters

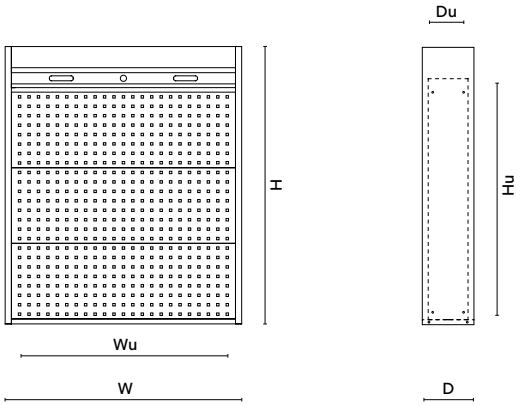

W	Wu	H	Hu	D	Du
937	887	810	600	210	125
937	887	1114	904	210	125
1419	1370	810	600	210	125
1419	1370	1114	904	210	125
1937	1888	810	600	210	125
1937	1888	1114	904	210	125

Overall dimensions fixed compact workbenches

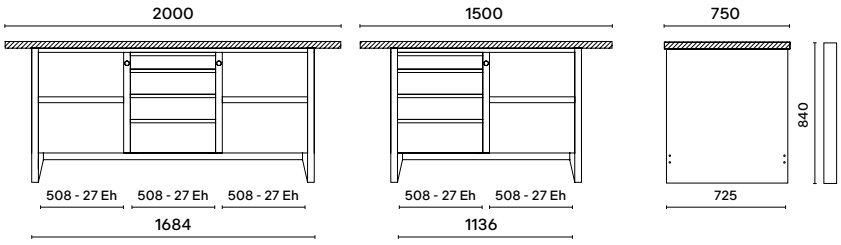

Overall dimensions compact workbenches on wheels

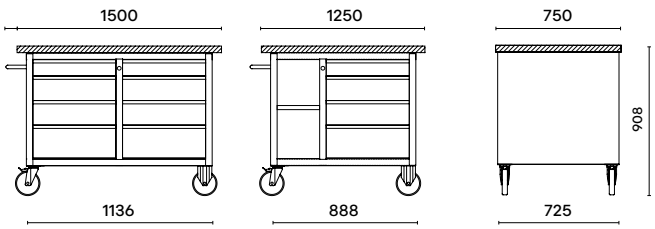

WORKBENCHES

SERIES 40



Item No.				
H	H	H	W	D
30 mm	40 mm	50 mm		
40-30107	40-40107	40-50107	1000	750
40-30127	40-40127	40-50127	1250	750
40-30157	40-40157	40-50157	1500	750
40-30207	40-40207	40-50207	2000	750
	40-40257	40-50257	2500	750
	40-40307*	40-50307*	3000	750

Multiplex worktop

Multi-layer beech veneer top with rounded corners and smooth surface.
For universal use, water-resistant and easy to clean.
* in 2 pieces - Other sizes on request.
Oiled surface available on request.



Item No.				
H	H	H	W	D
30 mm	40 mm	50 mm		
40-36107	40-46107	40-56107	1000	750
40-36127	40-46127	40-56127	1250	750
40-36157	40-46157	40-56157	1500	750
40-36207	40-46207	40-56207	2000	750
-	40-46257	40-56257	2500	750
-	40-46307*	40-56307*	3000	750
40-31001	40-41001	40-51001	Pair of side edges	

Worktop with oil-resistant rubber covering

Top with cover applied to a suitably folded hot-dip galvanised steel sheet.
Coating suitable for mechanical processing.
Side edges in the same material available on request.
* in 2 pieces - Other sizes on request.



Item No.				
H	H	H	W	D
30 mm	40 mm	50 mm		
40-33107	40-43107	40-53107	1000	750
40-33127	40-43127	40-53127	1250	750
40-33157	40-43157	40-53157	1500	750
40-33207	40-43207	40-53207	2000	750
-	40-43257	40-53257	2500	750
-	40-43307*	40-53307*	3000	750
40-33001	40-43001	40-53001	Pair of side edges	

Galvanised worktop

Hot-dip galvanised steel sheet. The shaped, edge-free cover allows perfect adhesion to the wooden top. Coating suitable for mechanical processing.
Pair of side edges to be ordered separately.
* in 2 pieces - Other sizes on request.



Item No.				
H	H	H	W	D
30 mm	40 mm	50 mm		
40-38107	40-48107	40-58107	1000	750
40-38127	40-48127	40-58127	1250	750
40-38157	40-48157	40-58157	1500	750
40-38207	40-48207	40-58207	2000	750
40-38257	40-48257	40-58257	2500	750

Laminated worktop

In light grey, easy to clean and resistant to household chemicals.
Offers high resistance to impact and scratches.
Other sizes on request.

W Width mm D Depth mm H Hight mm Capacity Castors type No. of Drawer units



Item No.	W	D	H	KG	Handle
40-67000/07	80	725	700	600	-
40-67500/07	80	725	750	600	-
40-68000/07	80	725	800	600	-
40-68500/07	80	725	850	600	-
40-69000/07 *	80	725	750/1050	600	-
40-60805/07 **	80	725	800	600	✓

Workbench leg
Dimensions: 80x725xH mm
Fixing material not included. See fixing material kit.
* Adjustable with 25 mm pitch.
** To be combined on workbenches with castors.



Item No.	W	D	H	KG	Handle	
40-68010/07	80	725	800	200	-	F
40-68012/07	80	725	800	200	-	G
40-68014/07	80	725	800	200	✓	G
40-69010/07 *	80	725	800/1100	200	-	F
40-69022/07 *	80	725	800/1100	200	-	G

Workbench leg on wheels
F = fixed polyurethane wheels Ø 100 mm
G = swivel polyurethane wheels with brakes Ø 100 mm
* Adjustable with 25 mm pitch.
Fixing material not included. See fixing material kit.



Item No.
40-00012
40-00013

Fixing material kit
Item No. 40-00013: 6 screws + M10 washers and 6 M10 threaded inserts



Item No.	W	D	H	W Top	Legs	
40-33008	737	300	30	1500	1	1
40-33009	723	300	30	1000	2	
40-33011	973	300	30	1250	2	
40-33013	1237	300	30	2000	1	1
40-33014	1223	300	30	1500	2	
40-33018	1737	300	30	2500	1	1
40-33019	1723	300	30	2000	2	
40-33024	2223	300	30	2500	2	
40-33027	830+830	300	30	2500	2	1
40-33028	1320+836	300	30	3000	2	1
40-33029	1074+1074	300	30	2500	3	
40-33030	1324+1324	300	30	3000	3	

Lower shelf
Capacity 50 kg
Other sizes on request.

When ordering, please enter the product code and replace 07 with the desired colour code.
For information on colours, see page 160.

WORKBENCHES

SERIES 40



Item No.	W	T	H	Usable H
10-20280/07	564	725	283	200
10-20380/07	564	725	383	300
10-20530/07	564	725	533	450
10-20800/07	564	725	800	700
10-20850/07	564	725	850	750
10-21000/07	564	725	1000	900

Drawer cabinet
Centralised cylinder lock and anti-tilt system.
Fixing material not included. See fixing material kit.



Item No.	W	T	H
05-42705	564	693	50
05-42710	564	693	100

Cabinet bases
Colour: Deep black RAL 9005



Item No.
40-00010
40-00011

Kit materiale di fissaggio
Item No. 40-00011: 4 screws + M10 washers and 4 M10 threaded inserts



Item No.	Front H		Usable H	Lateral H	KG
10-23050/07	50	S	36	33	60
10-23075/07	75	S	61	52	100
10-23076/07	75	T	54	52	200
10-23100/07	100	S	86	77	100
10-23101/07	100	T	79	77	200
10-23125/07	125	S	111	77	100
10-23126/07	125	T	104	77	200
10-23150/07	150	S	136	127	100
10-23151/07	150	T	129	127	200
10-23175/07	175	S	161	127	100
10-23176XX	175	T	154	127	200
10-23200/07	200	S	186	177	100
10-23201/07	200	T	179	177	200
10-23250/07	250	S	236	177	100
10-23251/07	250	T	229	177	200
10-23300/07	300	S	286	277	100
10-23301/07	300	T	279	277	200
10-23400/07	400	S	386	277	100
10-23401/07	400	T	379	277	200

Drawer
W x D= 459 x 612 mm
S= Extension 80-90%
T= Extension 100%



150 S

Item No.	W	T	H		KG
10-26200/07	578	725	224	S	100

Lockable drawer
Front height of the drawer:
1x150 mm - S= Extension 80% - Capacity: 100 kg
Cylinder lock with 2 keys.
Fixing material not included. See fixing material kit.

Drawer extension · KG Capacity · W Width mm · D Depth mm · H Height mm



Item No.	W	T	H	KG
10-20033/07	498	615	35	50
10-20034/07	498	615	55	50

Lower shelf
** for cabinet Height 283/383/533 mm



Item No.	W	T	H	Opening
10-22451/07	508	23	450	right
10-22455/07	508	23	450	left
10-22601/07	508	23	600	right
10-22605/07	508	23	600	left

Hinged door
Cylinder lock with 2 keys



Item No.	W	T	H	KG
10-20028	503	620	25	70

Adjustable shelf
Height adjustable in 25 mm increments



Item No.	W	T	H		KG
10-23980/07	430	605	100	S	80

Retractable shelf
Height adjustable in 25 mm increments.
S= Extension 80-90%
T= Extension 100%

When ordering, please enter the product code and replace 07 with the desired colour code.
For information on colours, see page 160.

WALL SYSTEMS

SERIES 40



Item No.	H	No. of panels
40-90008/07	322	1
40-90016/07	631	2
40-90024/07	935	3
40-90032/07	1239	4

Support columns
For workbench lengths 1500 mm: 2 support columns.
For workbench lengths 2000 mm: 3 support columns.



Item No.	W	H	W Top
40-95112/07	1250	304	1250
40-95115/07	1500	304	1500
40-95120/07	2000	304	2000
40-95125/07	2500	304	2500
40-95130/07	3000	304	3000

Slide-track
Complete with supports



Item No.	Protection	Watt
46-09006	IP66	1x44 W

Overhead light to be fitted to rail
Power cable not supplied



Item No.	W	H	W Top	No. of panels
40-91230/07	1198	304	1250	1
40-91530/07	1448	304	1500	1
40-91030/07	968	304	2000	2
40-91330/07	1218	304	2500	2
40-91630/07	1468	304	3000	2

Perforated back panel
With 10x10 holes, 38 mm pitch
Other colours on request.



Item No.	W	H	W Top	No. of shelves	KG
40-92232/07	1198	320	1250	1	20
40-92532/07	1448	320	1500	1	20
40-92032/07	968	320	2000	2	20
40-92332/07	1218	320	2500	2	20
40-92632/07	1468	320	3000	2	20

Adjustable shelft
Inclination: 0° / 8°/ 15°
Other colours on request.

TOOL HOOKS

SERIES 40



Item No.	W	Ø
06-71728	9.5/27.5	27.5
06-71735	16.5/34.5	27.5
06-71742	23.5/41.5	27.5

Hammer and plier holder



Item No.	Ø
06-71406	6
06-71410	10
06-71414	14
06-71419	19
06-71425	25

Screwdriver clip springs



Item No.	W	Ø	Positions
06-75032	240	3/14	32

Screwdriver holder



Item No.	W	Ø
06-73035	35	4,5

Single angled hook



Item No.	W	Ø
06-70040	38	4.5
06-70075	75	4.5
06-70100	100	4.5

Single hook



Item No.	W	Ø
06-71055	38	23.5
06-71075	75	23.5
06-71100	100	23.5
06-71200	200	23.5

Double hook

When ordering, please enter the product code and replace 07 with the desired colour code.
For information on colours, see page 160.

TOOL HOOKS

SERIES 40



Item No.	W	Ø	Positions
06-70064	240	3/14	64

Drill bit holder



Item No.	W	Positions
06-77012	556	12

Spanner holder



Item No.	W	Ø
06-72151	150	28
06-72200	200	35

Closed double hook



Item No.	Ø
06-74040	40
06-74060	60

Closed hook



Item No.	Ø
06-73060	60

Round hook



Item No.	W	D	H
06-78001	95	95	34

Plastic box

Container size **Pcs.** No. of containers (V) Volume (L) **W** Wide mm **D** Depth mm **H** Height mm



Item No.	Dimensions	V		Pcs.
70-001412	103x93x52 h mm	0.25 L	0	12
70-010412	103x169x75 h mm	1 L	1	12
70-020409	150x230x125 h mm	3.8 L	2	9

Plastic bins



Item No.	Dimensions		Pcs.
106-00141	103x93x52 h mm	0	4
106-01041	103x169x75 h mm	1	4
106-02041	150x230x125 h mm	2	3

Rail + plastic bins



WORKBENCHES

SERIES 44



Item No.	W	Worktop	KG	Total H
44-80107-001/07	1000	Multiplex	1200	840
44-80127-001/07	1250	Multiplex	1200	840
44-80157-001/07	1500	Multiplex	800	840
44-80207-001/07	2000	Multiplex	400	840

Workbench with 2 fixed legs
1 x Worktop depth 750 mm, thickness 40 mm
2 x Fixed leg height 800 mm



Item No.	W	Worktop	KG	Total H
44-80107-002/07	1000	Multiplex	1200	840
44-80127-002/07	1250	Multiplex	1200	840
44-80157-002/07	1500	Multiplex	1200	840
44-80207-002/07	2000	Multiplex	1200	840

Workbench with 2 fixed legs and lower shelf
1 x Worktop depth 750 mm, thickness 40 mm
2 x Fixed leg height 800 mm
2 x Lower shelf depth 300 mm



150 S

Item No.	W	Worktop	KG	Total H
44-80157-003/07	1500	Multiplex	800	840
44-80207-003/07	2000	Multiplex	400	840

Workbench with 2 fixed legs and 1 drawer
1 x Worktop depth 750 mm, thickness 40 mm
2 x Fixed leg height 800 mm
1 x Drawer



50 S
150 S

Item No.	W	Worktop	KG	Total H
44-80157-004/07	1500	Multiplex	800	840
44-80207-004/07	2000	Multiplex	400	840

Workbench with 2 fixed legs and 1 cabinet with 2 drawers
1 x Worktop depth 750 mm, thickness 40 mm
2 x Fixed leg height 800 mm
1 x Cabinet with 2 drawers

Drawer extension (S) Extension 80-90% (T) Extension 100% KG Capacity W Wide mm



50 S
100 S
150 S

Item No.	W	Worktop	KG	Total H
44-80157-005/07	1500	Multiplex	800	840
44-80207-005/07	2000	Multiplex	400	840

Workbench with 2 fixed legs and 1 cabinet with 3 drawers
1 x Worktop depth 750 mm, thickness 40 mm
2 x Fixed leg height 800 mm
1 x Cabinet with 3 drawers



50 S
75 S
125 S
200 S

Item No.	W	Worktop	KG	Total H
44-80157-006/07	1500	Multiplex	800	840
44-80207-006/07	2000	Multiplex	400	840

Workbench with 2 fixed legs and 1 cabinet with 4 drawers
1 x Worktop depth 750 mm, thickness 40 mm
2 x Fixed leg height 800 mm
1 x Cabinet with 4 drawers



50 S
100 S
100 S
150 S
300 S

Item No.	W	Worktop	KG	Total H
44-80157-007/07	1500	Multiplex	1500	840
44-80207-007/07	2000	Multiplex	1500	840

Workbench with 2 fixed legs and 1 cabinet with 5 drawers
1 x Worktop depth 750 mm, thickness 40 mm
1 x Fixed leg height 800 mm
1 x Cabinet with 5 drawers



75 S
75 S
100 S
100 S
150 S
200 S

Item No.	W	Worktop	KG	Total H
44-80157-008/07	1500	Multiplex	1500	840
44-80207-008/07	2000	Multiplex	1500	840

Workbench with 1 fixed leg and 1 cabinet with 6 drawers
1 x Worktop depth 750 mm, thickness 40 mm
1 x Fixed leg height 800 mm
1 x Cabinet with 6 drawers

When ordering, please enter the product code and replace 07 with the desired colour code.
For information on colours, see page 160.

WORKBENCHES

SERIES 44



100 S
100 S
100 S

Item No.	W	Worktop	KG	Total H
44-80157-009/07	1500	Multiplex	800	840
44-80207-009/07	2000	Multiplex	400	840

Workbench with 2 fixed legs and 1 cabinet with 3 drawers
1 x Worktop depth 750 mm, thickness 40 mm
2 x Fixed leg height 800 mm
1 x Cabinet with 3 drawers



50 S
100 S
100 S
150 S
300 S

Item No.	W	Worktop	KG	Total H
44-80157-019/07	1500	Multiplex	1500	840
44-80207-019/07	2000	Multiplex	1500	840

Workbench with 1 fixed leg and 1 cabinet with 5 drawers and lower shelf
1 x Worktop depth 750 mm, thickness 40 mm
1 x Fixed leg height 800 mm
1 x Cabinet with 5 drawers
2 x Lower shelf depth 300 mm



50 S
100 S
100 S
PE S

Item No.	W	Worktop	KG	Total H
44-80157-010/07	1500	Multiplex	1500	840
44-80207-010/07	2000	Multiplex	1500	840

Workbench with 1 fixed leg, 1 cabinet with 5 drawers and 1 door
1 x Worktop depth 750 mm, thickness 40 mm
2 x Fixed leg height 800 mm
1 x Cabinet with 3 drawers, 1 Lower shelf and 1 door



Item No.	W	Worktop	KG	Total H
44-80157-022/07	1500	Multiplex	800	790/1090
44-80207-022/07	2000	Multiplex	400	790/1090

Workbench with 2 legs ad adjustable height
1 x Worktop depth 750 mm, thickness 40 mm
2 x Height adjustable leg 750/1050 mm

Drawer extension (S) Extension 80-90% (T) Extension 100% KG Capacity W Wide mm

A	B
75 S	50 S
75 S	100 S
100 S	100 S
100 S	150 S
150 S	300 S
200 S	



Item No.	W	Worktop	KG	Total H
44-80157-012/07	1500	Multiplex	1500	840
44-80207-012/07	2000	Multiplex	1500	840

Workbench with 2 cabinets and 11 drawers
1 x Worktop depth 750 mm, thickness 40 mm
1 x Cabinet with 5 drawers
1 x Cabinet with 6 drawers

A	B
75 S	100 S
75 S	PR
100 S	PE S
100 S	
150 S	
200 S	



Item No.	W	Worktop	KG	Total H
44-80157-013/07	1500	Multiplex	1500	840
44-80207-013/07	2000	Multiplex	1500	840

Workbench with 2 cabinets and 7 drawers
1 x Worktop depth 750 mm, thickness 40 mm
1 x Cabinet with 6 drawers
1 x Cabinet with 1 drawer, 1 adjustable shelf, 1 retractable shelf and 1 door

A	B
75 S	50 S
75 S	100 S
100 S	100 S
100 S	150 S
150 S	200 S
200 S	



Item No.	W	Worktop	KG	Total H
44-80307-014/07	1500	Multiplex	1500	840

Workbench consisting of 1 fixed leg and 2 cabinets with 11 drawers
1 x Worktop in 2 pieces Depth 750 mm, thickness 40 mm
1 x Fixed leg height 800 mm
1 x Cabinet with 5 drawers
1 x Cabinet with 6 drawers

A	B	C
75 S	50 S	100 S
75 S	100 S	PR
100 S	100 S	PE S
100 S	150 S	
150 S	300 S	
200 S		



Item No.	W	Worktop	KG	Total H
44-80307-015/07	1500	Multiplex	1500	840

Workbench with 3 cabinets, 12 drawers and 1 door
1 x Worktop in 2 pieces depth 750 mm, thickness 40 mm
1 x Cabinet with 5 drawers
1 x Cabinet with 6 drawers
1 x Cabinet with 1 drawer, 1 adjustable shelf, 1 retractable shelf and 1 door

When ordering, please enter the product code and replace 07 with the desired colour code.
For information on colours, see page 160.

WALL SYSTEMS

SERIES 49



Item No.	W Top	H
49-12101/07	1250	304
49-15101/07	1500	304
49-17101/07	1750	304

Perforated back panel
1 x Perforated panel



Item No.	W Top	H
49-12102/07	1250	304
49-15102/07	1500	304
49-17102/07	1750	304

Perforated back panel
1 x Perforated panel
1 x Shelf



Item No.	W Top	H
49-12203/07	1250	631
49-15203/07	1500	631
49-17203/07	1750	631

Perforated back panel
1 x Perforated panel
2 x Shelf



Item No.	W Top	H
49-12204/07	1250	631
49-15204/07	1500	631
49-17204/07	1750	631

Perforated back panel
2 x Perforated panel
1 x Shelf



Item No.	W Top	H
49-12301/07	1250	935
49-15301/07	1500	935
49-17301/07	1750	935

Perforated back panel
3 x Perforated panel



Item No.	W Top	H	Socket block
49-15169/07	1500	1235	-
49-15160/07	1500	1235	IT -250 V
49-15161/07	1500	1235	DE-250 V
49-15162/07	1500	1235	F-250 V
49-15166/07	1500	1235	UK-240 V

Perforated back panel
1 x Perforated panel
1 x Shelf
1 x Rail
1 x LED Lamp
1 x Socket block



Item No.	W Top	H
49-20101/07	2000	304
49-25101/07	2500	304

Perforated back panel
2 x Perforated panel



Item No.	W Top	H
49-20203/07	2000	631
49-25203/07	2500	631

Perforated back panel
2 x Perforated panel
2 x Shelf



Item No.	W Top	H
49-20301/07	2000	935
49-25301/07	2500	935

Perforated back panel
6 x Perforated panel



Item No.	W Top	H
49-20303/07	2000	935
49-25303/07	2500	935

Perforated back panel
2 x Perforated panel
4 x Shelf



Item No.	W Top	H
49-20306/07	2000	1235
49-25306/07	2500	1235

Perforated back panel
2 x Perforated panel
2 x Shelf
1 x Rail



Item No.	W Top	H	Socket block
49-20469/07	2000	1235	-
49-20460/07	2000	1235	IT -250 V
49-20461/07	2000	1235	DE-250 V
49-20462/07	2000	1235	F-250 V
49-20466/07	2000	1235	UK-240 V

Perforated back panel
4 x Perforated panel
2 x Shelf
1 x Rail
1 x LED Lamp
1 x Socket block

When ordering, please enter the product code and replace 07 with the desired colour code.
For information on colours, see page 160.

COMPONENTS FOR WALL SYSTEMS

SERIES 40



Item No.	W	D	H
06-45050/07	456	22	500
06-45100/07	456	22	1000
06-45150/07	456	22	1500

Perforated wall panels



Item No.	W	D	H	Fissaggio
40-91008/07	937	210	810	aW Top
40-91208/07	937	210	810	alla parete
40-91010/07	937	210	1114	aW Top
40-91210/07	937	210	1114	alla parete
40-94008/07	1419	210	810	aW Top
40-94208/07	1419	210	810	alla parete
40-94010/07	1419	210	1114	aW Top
40-94210/07	1419	210	1114	alla parete
40-96008/07	1937	210	810	aW Top
40-96208/07	1937	210	810	alla parete
40-96010/07	1937	210	1114	aW Top
40-96210/07	1937	210	1114	alla parete

Roller shutter cabinets
With perforated panels
Cylinder lock with 2 keys
Wall mounting supports



Item No.	W	D	H
14-13056/07	564	350	570
14-13071/07	712	350	570
14-13087/07	865	350	570
14-13102/07	1023	350	570

Overhead hinged door cabinet
Cylinder lock with 2 keys



Item No.	W	D	H
14-14056/07	564	350	570
14-14071/07	712	350	570
14-14087/07	865	350	570
14-14102/07	1023	350	570

Overhead cabinet with flip-up opening door
Cylinder lock with 2 keys

COMPONENTS FOR WALL SYSTEMS

SERIES 40



Item No.	
06-71742	3 x Hammer and plier holder
06-71414	4 x Screwdriver spring clip
06-70040	5 x Single hook
06-70100	1 x Single hook
06-71419	2 x Screwdriver spring clip

06-97015 - 15 Hooks



Item No.	
06-71742	1 x Hammer and plier holder
06-71414	2 x Screwdriver spring clip
06-70040	9 x Single hook
06-73035	2 x Single angled hook
06-71419	4 x Screwdriver spring clip
06-71075	1 x Double hook
06-77012	1 x Spanner holder

06-97020 - 20 Hooks



Item No.	
06-71742	5 x Hammer and plier holder
06-71414	6 x Screwdriver spring clip
06-70040	12 x Single hook
06-73035	6 x Single angled hook
06-71419	5 x Screwdriver spring clip
06-71075	2 x Double hook
06-77012	1 x Spanner holder
06-71706	3 x Screwdriver spring clip
06-71425	6 x Screwdriver spring clip

06-97046 - 46 Hooks

When ordering, please enter the product code and replace 07 with the desired colour code.
For information on colours, see page 160.

COMPONENTS FOR HEXAGONAL WORKBENCHES

SERIES 40



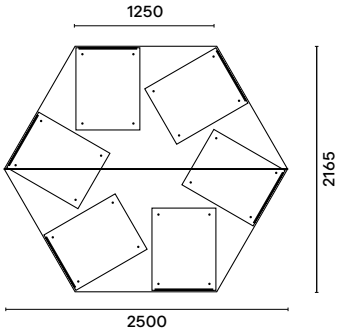



Drawer cabinets: see page 163



Item No.	W	D	H
40-40612	2500	2165	40
40-50612	2500	2165	50

Hexagonal worktops
In 2 pieces



Workbench legs: see page 162



Item No.	L	P	H
40-00612	905	788	298

Power tower
Complete with wooden top
without covers or socket blocks



Item No.
40-00768

Placca porta prese
1 x 380 V 3P+T



Item No.
40-000710

Socket blocks
non-perforated



Item No.
40-000715

Socket blocks
2 x 380 V 3P+ T



Item No.			
IT	DE	F	UK
40-00710	40-00711	40-00721	40-00761

Socket blocks
Schuko 1 x 240 V



Item No.			
IT	DE	F	UK
40-00716	40-00718	40-00728	40-00768

Socket blocks
1 x 380 V 3P+V + air system



Item No.			
IT	DE	F	UK
40-00702	40-00712	40-00722	40-00762

Socket blocks
2 x 240 V



Item No.			
IT	DE	F	UK
40-00650	40-00651	40-00652	40-00656

Socket blocks
1 x 240 V + 1 x 380 V 3P + T



Item No.			
IT	DE	F	UK
40-00703	40-00713	40-00723	40-00763

Placca porta prese
1 x 240 V + air system



Item No.			
IT	DE	F	UK
40-00620	40-00621	40-00622	40-00626

Placca porta prese
1 x 240 V + air system + 1 x 380 V 3P + T

WORKBENCHES ON WHEELS

SERIES 43



Item No.	W	Worktop	KG	Total H
43-80127-061/07	1250	Multiplex	360	840
43-80157-061/07	1500	Multiplex	360	840
43-80207-061/07	2000	Multiplex	360	840

Workbench with 1 fixed leg, 1 leg with castors and lower shelf

1 x Worktop depth 750 mm, thickness 40 mm
1 x Fixed leg with handle height 800 mm
1 x Leg with fixed polyurethane wheels 100 Ø mm
1 x Lower shelf depth 300 mm

150 S



Item No.	W	Worktop	KG	Total H
43-80127-062/07	1250	Multiplex	360	840
43-80157-062/07	1500	Multiplex	360	840
43-80207-062/07	2000	Multiplex	360	840

Workbench with 1 fixed leg, 1 leg with castors with lower shelf and 1 drawer

1 x Worktop depth 750 mm, thickness 40 mm
1 x Fixed leg with handle height 800 mm
1 x Leg with fixed polyurethane wheels 100 Ø mm
1 x Drawer
1 x Lower shelf depth 300 mm

50 S
100 S
150 S



Item No.	W	Worktop	KG	Total H
43-80127-063/07	1250	Multiplex	360	840
43-80157-063/07	1500	Multiplex	360	840
43-80207-063/07	2000	Multiplex	360	840

Workbench with 1 fixed leg, 1 leg with castors with lower shelf and 1 cabinet with 3 drawers

1 x Worktop depth 750 mm, thickness 40 mm
1 x Fixed leg with handle height 800 mm
1 x Leg with fixed polyurethane wheels 100 Ø mm
1 x Drawer
1 x Lower shelf depth 300 mm

Drawer extension (S) Extension 80-90% (T) Extension 100% KG Capacity



Item No.	W	Worktop	KG	Total H
43-80127-051/07	1250	Multiplex	360	840
43-80157-051/07	1500	Multiplex	360	840
43-80207-051/07	2000	Multiplex	360	840

Workbench with legs fitted with castors and lower shelf
1 x Worktop depth 750 mm, thickness 40 mm
1 x Leg with 100 Ø mm polyurethane swivel castors with brakes and 1 handle
1 x Leg with fixed polyurethane wheels 100 Ø mm
1 x Drawer
1 x Lower shelf depth 300 mm

150 S



Item No.	W	Worktop	KG	Total H
43-80127-052/07	1250	Multiplex	360	840
43-80157-052/07	1500	Multiplex	360	840
43-80207-052/07	2000	Multiplex	360	840

Workbench with legs fitted with castors, with lower shelf and 1 drawer
1 x Worktop depth 750 mm, thickness 40 mm
1 x Leg with 100 Ø mm polyurethane swivel castors with brakes and 1 handle
1 x Leg with fixed polyurethane wheels 100 Ø mm
1 x Lower shelf depth 300 mm



50 S
100 S
150 S

Item No.	W	Worktop	KG	Total H
43-80127-053/07	1250	Multiplex	360	840
43-80157-053/07	1500	Multiplex	360	840
43-80207-053/07	2000	Multiplex	360	840

Workbench with legs fitted with castors, with lower shelf and 1 cabinet with 3 drawers
1 x Worktop depth 750 mm, thickness 40 mm
1 x Leg with 100 Ø mm polyurethane swivel castors with brakes and 1 handle
1 x Leg with fixed polyurethane wheels 100 Ø mm
1 x Cabinet with 3 drawers
1 x Lower shelf depth 300 mm

When ordering, please enter the product code and replace 07 with the desired colour code.
For information on colours, see page 160.

COMPACT WORKBENCHES - 1500x750 mm

SERIES 42

A	B
150 S	PR



Item No.	Worktop	KG	Total H
42-84157-001/07	Multiplex	800	840
43-84157-601/07	with oil-resistant rubber cover	800	840

Workbench L 1500 mm
1 x Worktop 1500x750x40 mm
1 x Structure 1136x725x800 mm h
1 x Drawer
1 x Adjustable shelf
1 x Door

A	B
150 S	150 S



Item No.	Worktop	KG	Total H
42-84157-002/07	Multiplex	800	840
43-84157-602/07	with oil-resistant rubber cover	800	840

Workbench L 1500 mm
1 x Worktop 1500x750x40 mm
1 x Structure 1136x725x800 mm h
2 x Drawer
2 x Door

A	B
100 S 200 S 300 S	PR



Item No.	Worktop	KG	Total H
42-84157-003/07	Multiplex	800	840
43-84157-603/07	with oil-resistant rubber cover	800	840

Workbench L 1500 mm
1 x Worktop 1500x750x40 mm
1 x Structure 1136x725x800 mm h
3 x Drawer
1 x Adjustable shelf

A	B
100 S 150 S 150 S 200 S	PR



Item No.	Worktop	KG	Total H
42-84157-004/07	Multiplex	800	840
43-84157-604/07	with oil-resistant rubber cover	800	840

Workbench L 1500 mm
1 x Worktop 1500x750x40 mm
1 x Structure 1136x725x800 mm h
4 x Drawer
1 x Adjustable shelf

A	B
100 S	100 S
150 S	150 S
150 S	150 S
200 S	200 S



Item No.	Worktop	KG	Total H
42-84157-006/07	Multiplex	800	840
43-84157-606/07	with oil-resistant rubber cover	800	840

Workbench L 1500 mm
1 x Worktop 1500x750x40 mm
1 x Structure 1136x725x800 mm h
8 x Drawer

A
100 S
150 S
150 S
200 S



Item No.	Worktop	KG	Total H
42-84157-007/07	Multiplex	800	840
42-84157-607/07	with oil-resistant rubber cover	800	840

Workbench L 1500 mm
1 x Worktop 1500x750x40 mm
1 x Structure 1136x725x800 mm h
4 x Drawer
1 x Adjustable shelf
1 x Door

When ordering, please enter the product code and replace 07 with the desired colour code.
For information on colours, see page 160.

COMPACT WORKBENCHES - 2000x750 mm

SERIES 42

A	B
150 S	150 S



Item No.	Worktop	KG	Total H
42-84207-001/07	Multiplex	800	840
43-84207-601/07	with oil-resistant rubber cover	800	840

Workbench L 2000 mm
1 x Worktop 2000x750x40 mm
1 x Structure 1636x725x800 mm h
2 x Drawer
1 x Adjustable shelf
2 x Door

A
100 S 150 S 150 S 200 S



Item No.	Worktop	KG	Total H
42-84207-003/07	Multiplex	800	840
43-84207-603/07	with oil-resistant rubber cover	800	840

Workbench L 2000 mm
1 x Worktop 2000x750x40 mm
1 x Structure 1636x725x800 mm h
4 x Drawer
2 x Adjustable shelf
2 x Door

A	B
100 S 150 S 150 S 200 S	100 S 150 S 150 S 200 S



Item No.	Worktop	KG	Total H
42-84207-005/07	Multiplex	800	840
43-84207-605/07	with oil-resistant rubber cover	800	840

Workbench L 2000 mm
1 x Worktop 2000x750x40 mm
1 x Structure 1636x725x800 mm h
8 x Drawer
1 x Adjustable shelf

A	B
100 S 150 S 150 S 200 S	150 S



Item No.	Worktop	KG	Total H
42-84207-007/07	Multiplex	800	840
43-84207-607/07	with oil-resistant rubber cover	800	840

Workbench L 2000 mm
1 x Worktop 2000x750x40 mm
1 x Structure 1636x725x800 mm h
5 x Drawer
1 x Adjustable shelf
1 x Door

COMPACT WORKBENCHES ON WHEELS

SERIES 47

B

100 S
150 S
150 S
200 S



Item No.	Worktop	KG	Total H
47-90020-002/07	Multiplex	600	908
47-90020-602/07	with oil-resistant rubber cover	600	908

Workbench L 1000 mm
1 x Worktop 1000x750x40 mm
1 x Structure 888x725x670 mm h with polyurethane castors 150 Ø mm
4 x Drawer
1 x Fixed worktop

B

100 S
150 S
150 S
200 S



Item No.	Worktop	KG	Total H
47-91020-006/07	Multiplex	600	908
47-91020-606/07	with oil-resistant rubber cover	600	908

Workbench L 1000 mm
1 x Worktop 1000x750x40 mm
1 x Structure 888x725x670 mm h with polyurethane castors 150 Ø mm
4 x Drawer
1 x Adjustable shelf
1 x Door

B

100 S
150 S
150 S
200 S



Item No.	Worktop	KG	Total H
47-91120-006/07	Multiplex	600	908
47-91120-606/07	with oil-resistant rubber cover	600	908

Workbench L 1250 mm
1 x Worktop 1250x750x40 mm
1 x Structure 1136x725x670 mm h with polyurethane castors 150 Ø mm
4 x Drawer
1 x Adjustable shelf

A B

75 S 75 S
75 S 75 S



Item No.	Worktop	KG	Total H
47-91120-008/07	Multiplex	600	908
47-91120-608/07	with oil-resistant rubber cover	600	908

Workbench L 1250 mm
1 x Worktop 1250x750x40 mm
1 x Structure 1136x725x670 mm h with polyurethane castors 150 Ø mm
4 x Drawer
2 x Door
4 x PRACTIBOX+ module with 5 containers

When ordering, please enter the product code and replace 07 with the desired colour code.
For information on colours, see page 160.

CONTROL STATIONS

Indispensable within the production areas of any company. Thanks to the structure of the quality stations, it is possible to obtain combinations that can meet the needs of any working environment. Both represent the perfect solution for the execution, recording and archiving of testing and quality control procedures in departments, production areas and warehouses. The sturdy structure of the cabinets protects software and hardware from dirt, dust and possible impacts. The combination of the two structures creates a complete and efficient work area.

- Flexible configurations
- Hinged doors with Plexiglas® windows
- Compartment with fan to prevent overheating
- Cabinet with roller shutter



Quality stations

Quality stations allow you to store all the tools, devices and documentation needed for control activities in a single space. This organisation facilitates access to resources, ensuring a tidier and safer working environment. Quality stations help improve the efficiency of production processes, offering significant advantages such as time savings, increased operational safety, workflow optimisation and greater flexibility in the management of control activities.



Modular structure
The configuration allows for the possibility of stacking an upper module equipped with a roller shutter closure on electrified cabinets, drawer units or structures with support legs.



Upper module
Made of painted steel sheet, with roller shutter equipped with high-resistance spring for easy opening and long life.
Internally designed for the installation of an adjustable shelf.



Lower modules
The static lower structure consists of a combination of modular elements, such as electrified cabinets, cabinets with drawers or support legs. This configuration ensures the stability and functionality necessary to support the upper modules equipped with roller shutters.

Armadi porta PC

Welded monobloc structure, treated with high mechanical and chemical resistance paints. The modular configuration allows the integration of accessories such as adjustable and removable shelves, adapting the cabinet to different application requirements. Designed to neatly and safely store hardware components and technical documentation, it guarantees effective protection from dust and contaminants. Fully configurable with a wide range of accessories.



PC cabinet
Cabinet with two compartments: upper compartment for monitor, lower compartment with ventilation system. Keyboard drawer with removable mouse tray; doors with central locking. The lower compartment can be used to store accessories for containing materials. Available in a fixed or mobile version with polyurethane wheels for industrial environments.



PC cabinet for flat screen
Modular two-block structure with upper cabinet for monitor and keyboard, and lower ventilated cabinet with drawer and the possibility of adding accessories such as shelves and pull-out shelves. Equipped with 2 security locks. Cabinet with fixed or mobile structure with polyurethane wheels for use in harsh environments.



Hinged doors with Plexiglas® window
The hinged doors of the upper compartment are equipped with an anti-glare Plexiglas® window, designed to ensure optimal visibility of the monitor, minimising light reflections and improving readability in brightly lit environments.



Electrical and ventilation system
Integrated electrical system supplied as standard, consisting of a 4-way power strip, main ON/OFF switch and ventilation unit with fan and dust filter, designed to ensure constant and effective air circulation, ensuring proper ventilation and protection internal components from overheating and contaminants.



Adjustable shelves and drawers
Accessories such as pull-out shelves, adjustable shelves and closing shelves can be inserted into the lower compartment of the cabinet thanks to the slotted uprights, which allow for a configuration suitable for every need.

SERIES 13

Depth 725 mm

Quality stations with roller shutter



Depth 725 mm

Quality stations



SERIES 17

Depth 595 mm

PC cabinets



Depth 595 mm

PC cabinets for flat screens



Depth 595 mm

PC cabinets without top compartment



COLOURS

Standard

- 04 — RAL 5012 LIGHT BLUE
- 75 — RAL 7016 ANTHRACITE GREY / RAL 7035 LIGHT GREY
- 80 — RAL 5012 LIGHT BLUE / RAL 7035 LIGHT GREY
- 07 — RAL 7035 LIGHT GREY
- 76 — RAL 5005 SIGNAL BLUE / RAL 7035 LIGHT GREY
- 81 — RAL 3003 RUBY RED / RAL 7035 LIGHT GREY

Other colours

- 25 — RAL 7016 ANTHRACITE GREY
- 17 — RAL 4006 TRAFFIC PURPLE
- 52 — RAL 5023 DISTANT BLUE
- 14 — RAL 2004 ORANGE
- 29 — RAL 9005 DEEP BLACK
- 18 — RAL 5005 SIGNAL BLUE
- 03 — RAL 3003 RUBY RED
- 16 — RAL 3000 FIERY RED

Components

1 Quality workstation
2 PC cabinets
3 PC cabinets for flat screen
4 Electrical ventilation system
5 Monitor compartment
6 Compartment for flat screen
7 Keyboard tray with pull-out mouse tray
8 Castors
9 Cabinet
10 Support leg
11 Wooden top
12 Adjustable shelf
13 Roller shutter



TECHNICAL INFO

Quality station

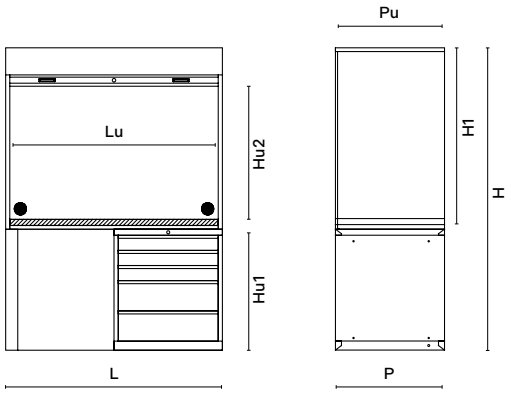

Item No.	W	Wu	D	Du	H 1	H	Hu 1	Hu 2
13-90810	1431	1379	725	710	1200	2000	800	900
13-91010	1431	1379	725	710	1200	2200	1000	900

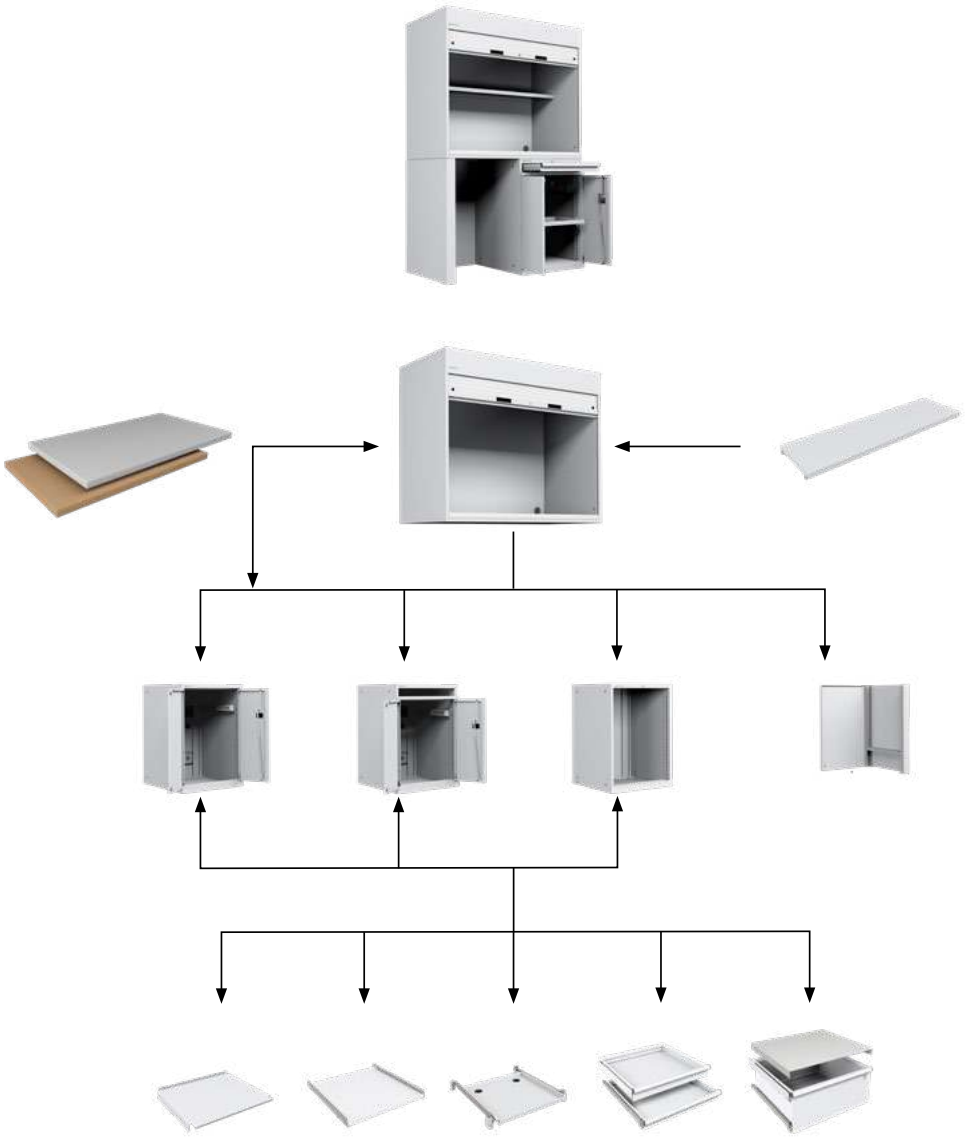

W Width mm **Wu** Useful width mm **D** Depth mm **Du** Useful depth mm **H** Height mm **Hu** Useful height mm

Notebook cabinet

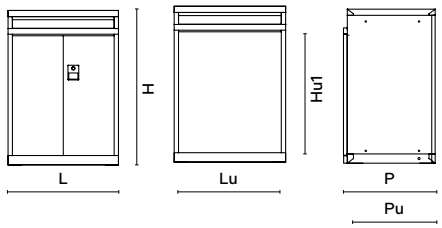

Flat screen PC cabinet

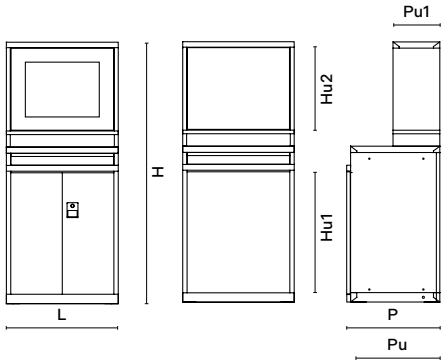

PC cabinet

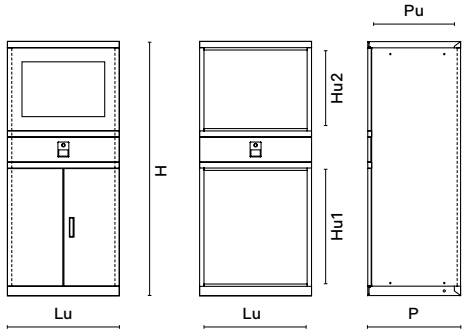

Item No.	W	Wu	D	Du	Du1	H	Hu 1	Hu 2
17-41000	717	661	595	550	-	1000	710	710
17-41670	717	661	595	550	270	1670	710	535
17-61620	717	661	595	550	-	1625	726	500

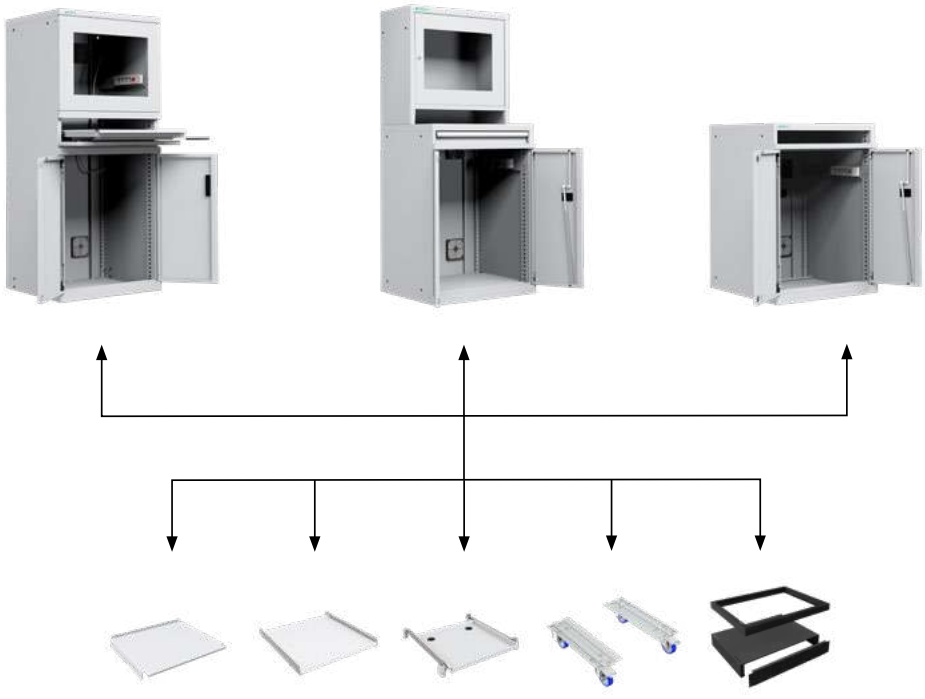

QUALITY STATIONS

SERIE 13



Item No.	W	D	H	Internal shelf
13-50210/07	1431	725	1200	Laminate
13-50220/07	1431	725	1200	Multiplex

Upper cabinet with roller shutter



Item No.	W	D	H	
13-10700/07	80	725	700	1
13-10800/07	80	725	800	1
13-11000/07	80	725	1000	1

Closed support legs

Item No.	W	D	H	
13-10710/07	637	30	700	2
13-10810/07	637	30	800	2
13-11010/07	637	30	1000	2

Rear wall



Item No.	W	D	H	KG
13-50232/07	1379	300	35	50

Adjustable shelf



Item No.	W	D	H	Socket
13-30719/07	717	725	700	-
13-30710/07	717	725	700	IT
13-30711/07	717	725	700	DE
13-30712/07	717	725	700	FR
13-30716/07	717	725	700	UK
13-30819/07	717	725	800	-
13-30810/07	717	725	800	IT
13-30811/07	717	725	800	DE
13-30812/07	717	725	800	FR
13-30816/07	717	725	800	UK
13-31019/07	717	725	1000	-
13-31010/07	717	725	1000	IT
13-31011/07	717	725	1000	DE
13-31012/07	717	725	1000	FR
13-31016/07	717	725	1000	UK

Cabinet body hardware
Equipped with electrical and ventilation systems



Item No.	W	D	H	Socket
13-41019/07	717	725	1000	-
13-41010/07	717	725	1000	IT
13-41011/07	717	725	1000	DE
13-41012/07	717	725	1000	FR
13-41016/07	717	725	1000	UK

Cabinet body hardware
Equipped with electrical and ventilation systems
1x Drawer 75 S



Item No.	W	D	H	Usable H
10-30700/07	717	725	700	600
10-30800/07	717	725	800	700
10-31020/07	717	725	1000	900

Static cabinet body



Item No.	H front		Usable H	Lateral H	KG	
13-33304/07	300	S	286	277	100	1

Drawer with lock
Lx P= 612x 612 mm
S= Extension 80-90%

Item No.	L	P	H	
13-30002/07	660	612	-	2

Drawer divider



Item No.	H front		Usable H	Lateral H	KG
10-33050/07	50	S	36	33	60
10-33075/07	75	S	61	52	100
10-33076/07	75	T	54	52	200
10-33100/07	100	S	86	77	100
10-33101/07	100	T	79	77	200
10-33125/07	125	S	111	77	100
10-33126/07	125	T	104	77	200
10-33150/07	150	S	136	127	100
10-33151/07	150	T	129	127	200
10-33176/07	175	T	154	127	200
10-33200/07	200	S	186	177	100
10-33201/07	200	T	179	177	200
10-33251/07	250	T	229	177	200
10-33300/07	300	S	286	277	100
10-33301/07	300	T	279	277	200
10-33401/07	400	T	379	277	200

Drawer
Lx P= 612x 612 mm
S= Extension 80-90%
T= Extension 100%

When ordering, please enter the product code and replace 07 with the desired colour code.
For information on colours, see page 190.

QUALITY STATIONS

SERIE 13



Item No.	W	D	H	Type
10-30040/07	717	750	40	Multiplex
10-30048/07	717	750	40	Laminate
40-40157/07	1500	750	40	Multiplex
40-48157/07	1500	750	40	Laminate

Wooden top



Item No.	W	D	H	KG
33-72038/07	658	620	35	50

Adjustable shelf



Item No.	W	D	H		KG
13-33900/07 *	612	612	35	S	50

Retractable shelf
* only for hardware cabinet



Item No.	W	D	H	KG
10-30034/07	660	618	55	50

Lower shelf

Drawer extension | Capacity | W Width mm | D Depth mm | H Height mm



QUALITY STATIONS

SERIES 13



Item no. with table top		W	D	H	Socket
Multiplex	Laminate				
13-20810-119/07	13-20810-019/07	1500	750	840	-
13-20810-110/07	13-20810-010/07	1500	750	840	IT
13-20810-111/07	13-20810-011/07	1500	750	840	DE
13-20810-112/07	13-20810-012/07	1500	750	840	FR
13-20810-116/07	13-20810-016/07	1500	750	840	UK

Quality station
1x 40 mm thick top
1x Hardware cabinet complete with:
Electrical and ventilation system, 1 retractable shelf and 1 lower shelf
1x Closed leg h 800 mm
1x Rear wall

A
100 T
150 T
150 T
300 T



Item no. with table top		W	D	H	Socket
Multiplex	Laminate				
13-20810-149/07	13-20810-049/07	1500	750	840	-
13-20810-140/07	13-20810-040/07	1500	750	840	IT
13-20810-141/07	13-20810-041/07	1500	750	840	DE
13-20810-142/07	13-20810-042/07	1500	750	840	FR
13-20810-146/07	13-20810-046/07	1500	750	840	UK

Quality station
1x 40 mm thick top
1x Hardware cabinet complete with:
Electrical and ventilation system, 1 retractable shelf and 1 lower shelf
1x Cabinet with 4 drawers

B
75 S



Item no. with table top		W	D	H	Socket
Multiplex	Laminate				
13-21010-019/07	13-21010-119/07	1500	750	1040	-
13-21010-010/07	13-21010-110/07	1500	750	1040	IT
13-21010-011/07	13-21010-111/07	1500	750	1040	DE
13-21010-012/07	13-21010-112/07	1500	750	1040	FR
13-21010-016/07	13-21010-116/07	1500	750	1040	UK

Quality station
1x 40 mm thick top
1x Hardware cabinet complete with:
Electrical and ventilation system, 1 retractable shelf and 1 lower shelf
1x Drawer 75 S
1x Closed leg h 1000 mm
1x Rear wall

A B
50 S 75 S
75 T
75 T
100 T
100 T
200 T
300 T



Item no. with table top		W	D	H	Socket
Multiplex	Laminate				
13-21010-149/07	13-21010-049/07	1500	750	1040	-
13-21010-140/07	13-21010-040/07	1500	750	1040	IT
13-21010-141/07	13-21010-041/07	1500	750	1040	DE
13-21010-142/07	13-21010-042/07	1500	750	1040	FR
13-21010-146/07	13-21010-046/07	1500	750	1040	UK

Quality station
1x 40 mm thick top
1x Hardware cabinet complete with:
Electrical and ventilation system, 1 retractable shelf and 1 lower shelf
1x Drawer 75 S
1x Closed leg h 1000 mm
1x Rear wall



Item no. with table top		W	D	H	Socket
Multiplex	Laminate				
13-90800-119/07	13-90800-019/07	1434	725	840/2000	-
13-90800-110/07	13-90800-010/07	1434	725	840/2000	IT
13-90800-111/07	13-90800-011/07	1434	725	840/2000	DE
13-90800-112/07	13-90800-012/07	1434	725	840/2000	FR
13-90800-116/07	13-90800-016/07	1434	725	840/2000	UK

Quality station with roller shutter
1x Upper cabinet with roller shutter, 40 mm thick top, complete with adjustable shelf
1x Hardware cabinet complete with:
Electrical and ventilation system, 1 retractable shelf and 1 lower shelf
1x Closed leg h 800 mm
1x Rear wall

B
100 T
150 T
150 T
300 T



Item no. with table top		W	D	H	Socket
Multiplex	Laminate				
13-90800-14/07	13-90800-04/07	1434	725	840/2000	-

Quality station with roller shutter
1x Upper cabinet with roller shutter, 40 mm thick top, complete with adjustable shelf
1x Cabinet with 4 drawers
1x Closed leg h 800 mm
1x Rear wall

B
75 S



Item no. with table top		W	D	H	Socket
Multiplex	Laminate				
13-91010-119/07	13-91010-019/07	1434	725	1040/2200	-
13-91010-110/07	13-91010-010/07	1434	725	1040/2200	IT
13-91010-111/07	13-91010-011/07	1434	725	1040/2200	DE
13-91010-112/07	13-91010-012/07	1434	725	1040/2200	FR
13-91010-116/07	13-91010-016/07	1434	725	1040/2200	UK

Quality station with roller shutter
1x Upper cabinet with roller shutter, 40 mm thick top, complete with adjustable shelf
1x Hardware cabinet complete with:
Electrical and ventilation system, 1 retractable shelf and 1 lower shelf
1x Closed leg h 1000 mm
1x Rear wall

A
300 T
300 T
300 T



Item no. with table top		W	D	H	Socket
Multiplex	Laminate				
13-91010-149/07	13-91010-049/07	1434	725	1040/2200	-
13-91010-140/07	13-91010-040/07	1434	725	1040/2200	IT
13-91010-141/07	13-91010-041/07	1434	725	1040/2200	DE
13-91010-142/07	13-91010-042/07	1434	725	1040/2200	FR
13-91010-146/07	13-91010-046/07	1434	725	1040/2200	UK

Quality station with roller shutter
1x Upper cabinet with roller shutter, 40 mm thick top, complete with adjustable shelf
1x Hardware cabinet complete with:
Electrical and ventilation system, 1 retractable shelf and 1 lower shelf
1x Cabinet with 3 lockable drawers and 2 dividers

When ordering, please enter the product code and replace 07 with the desired colour code.
For information on colours, see page 190.

STANDARD SCREEN PC CABINETS

SERIES 17



Item No.	W	D	H	Socket
17-61629/07	717	595	1625	-
17-61620/07	717	595	1625	IT
17-61621/07	717	595	1625	DE
17-61622/07	717	595	1625	FR
17-61626/07	717	595	1625	UK

PC cabinet for standard screen
Central locking
Monitor compartment with Plexiglas ® hinged door
Removable keyboard drawer with mouse door
Cooling system with inlet and outlet filter
Electrical system with 4 sockets, ON/OFF switch and output cable



Item No.	W	D	H		KG
17-63900/07	612	459	25	S	50

Retractable shelf



Item No.	W	D	H	KG
17-60028/07	658	467	25	50

Adjustable shelf



Item No.	W	D	H	KG
17-60034/07	660	467	55	50

Lower shelf



Item No.		Ø	H	KG
10-00101	Po	100	128	360
10-00151	Po	150	182	600

Castors
2 Static and 2 swivel castors with brakes



Item No.	W	D	H		
05-43505	717	540	50	closed	1
05-13510	717	506	100	open	2
05-33610	717	-	100	closure	3

Cabinet plinth
Colour: Deep black RAL 9005

STANDARD SCREEN PC CABINETS

SERIES 17



Item No.	W	D	H	Socket
17-61629-00/07	717	595	1625	-
17-61620-00/07	717	595	1625	IT
17-61621-00/07	717	595	1625	DE
17-61622-00/07	717	595	1625	FR
17-61626-00/07	717	595	1625	UK

PC cabinet for standard screen
Central locking
Monitor compartment with Plexiglas ® hinged door
Removable keyboard drawer with mouse door
Cooling system with inlet and outlet filter
Electrical system with 4 sockets, ON/OFF switch and output cable
1x Lower shelf
Useful dimensions of upper compartment: 661x467x500 h mm
Dimensions of lower compartment: 661x550x725 h mm



Item No.	W	D	H	Socket
17-61629-01/07	717	595	1625	-
17-61620-01/07	717	595	1625	IT
17-61621-01/07	717	595	1625	DE
17-61622-01/07	717	595	1625	FR
17-61626-01/07	717	595	1625	UK

PC cabinet for standard screen
Central locking
Monitor compartment with Plexiglas ® hinged door
Removable keyboard drawer with mouse door
Cooling system with inlet and outlet filter
Electrical system with 4 sockets, ON/OFF switch and output cable
1x Lower shelf
1x Adjustable shelf
Useful dimensions of upper compartment: 661x467x500 h mm
Dimensions of lower compartment: 661x550x725 h mm



Item No.	W	D	H	Socket
17-61629-02/07	717	595	1625	-
17-61620-02/07	717	595	1625	IT
17-61621-02/07	717	595	1625	DE
17-61622-02/07	717	595	1625	FR
17-61626-02/07	717	595	1625	UK

PC cabinet for standard screen
Central locking
Monitor compartment with Plexiglas ® hinged door
Removable keyboard drawer with mouse door
Cooling system with inlet and outlet filter
Electrical system with 4 sockets, ON/OFF switch and output cable
1x Lower shelf
1x Adjustable shelf
1x Retractable shelf
Useful dimensions of upper compartment: 661x467x500 h mm
Dimensions of lower compartment: 661x550x725 h mm

When ordering, please enter the product code and replace 07 with the desired colour code.
For information on colours, see page 190.

STANDARD SCREEN PC CABINETS

SERIES 17



Item No.	W	D	H	Socket
17-61629A-00/07	717	595	1753	-
17-61620A-00/07	717	595	1753	IT
17-61621A-00/07	717	595	1753	DE
17-61622A-00/07	717	595	1753	FR
17-61626A-00/07	717	595	1753	UK

PC cabinet for standard screen
Central locking
Monitor compartment with Plexiglas ® hinged door
Removable keyboard drawer with mouse door
Cooling system with inlet and outlet filter
Electrical system with 4 sockets, ON/OFF switch and output cable
1x Lower shelf - 2 Static castors and 2 swivel castors with brakes in Polyurethane Ø 100 mm
Useful dimensions of upper compartment: 661x467x500 h mm
Dimensions of lower compartment: 661x550x725 h mm



Item No.	W	D	H	Socket
17-61629A-06/07	717	595	1753	-
17-61620A-06/07	717	595	1753	IT
17-61621A-06/07	717	595	1753	DE
17-61622A-06/07	717	595	1753	FR
17-61626A-06/07	717	595	1753	UK

PC cabinet for standard screen
Central locking
Monitor compartment with Plexiglas ® hinged door
Removable keyboard drawer with mouse door
Cooling system with inlet and outlet filter
Electrical system with 4 sockets, ON/OFF switch and output cable
1x Lower shelf - 1x Adjustable shelf - 1x Retractable shelf
2 Static castors and 2 swivel castors with brakes in Polyurethane Ø 100 m
Useful dimensions of upper compartment: 661x467x500 h mm
Dimensions of lower compartment: 661x550x725 h mm



Item No.	W	D	H	Socket
17-61629A-05/07	717	595	1753	-
17-61620A-05/07	717	595	1753	IT
17-61621A-05/07	717	595	1753	DE
17-61622A-05/07	717	595	1753	FR
17-61626A-05/07	717	595	1753	UK

PC cabinet for standard screen
Central locking
Monitor compartment with Plexiglas ® hinged door
Removable keyboard drawer with mouse door
Cooling system with inlet and outlet filter
Electrical system with 4 sockets, ON/OFF switch and output cable
1x Lower shelf - 1x Adjustable shelf
2 Static castors and 2 swivel castors with brakes in Polyurethane Ø 100 mm
Useful dimensions of upper compartment: 661x467x500 h mm
Dimensions of lower compartment: 661x550x725 h mm

W Width mm **D** Depth mm **H** Height mm



FLAT SCREEN PC CABINETS

SERIES 17



Item No.	W	D	H	Socket
17-41679/07	717	595	1670	-
17-41670/07	717	595	1670	IT
17-41671/07	717	595	1670	DE
17-41672/07	717	595	1670	FR
17-41676/07	717	595	1670	UK

PC cabinet for flat screen
Double lock
Monitor compartment with Plexiglas ® hinged door
1x Drawer 75 mm - Extension 80 % - Capacity: 100 kg
Cooling system with inlet and outlet filter
Electrical system with 4 sockets, ON/OFF switch and output cable
Useful dimensions of upper compartment: 661x270x535 h mm
Dimensions of lower compartment: 661x550x710 h mm



Item No.	W	D	H		KG
17-63900/07	612	459	25	S	50

Retractable shelf



Item No.	W	D	H	KG
17-60028/07	658	467	25	50

Adjustable shelf



Item No.	W	D	H	KG
17-60034/07	660	467	55	50

Lower shelf



Item No.		Ø	H	KG
10-00101	Po	100	128	360
10-00151	Po	150	182	600

Castors
2 Static and 2 swivel castors with brakes



Item No.	W	D	H		
05-43505	717	540	50	closed	1
05-13510	717	506	100	open	2
05-33610	717	-	100	closure	3

Cabinet plinth
Colour: Deep black RAL 9005

FLAT SCREEN PC CABINETS

SERIES 17



Item No.	W	D	H	Socket
17-41679-00/07	717	595	1670	-
17-41670-00/07	717	595	1670	IT
17-41671-00/07	717	595	1670	DE
17-41672-00/07	717	595	1670	FR
17-41676-00/07	717	595	1670	UK

PC cabinet for flat screen
Double lock
Monitor compartment with Plexiglas ® hinged door
1x Drawer 75 mm - Extension 80 % - Capacity: 100 kg
Cooling system with inlet and outlet filter
Electrical system with 4 sockets, ON/OFF switch and output cable
1x Lower shelf
Useful dimensions of upper compartment: 661x270x535 h mm
Dimensions of lower compartment: 661x550x710 h mm



Item No.	W	D	H	Socket
17-41679-01/07	717	595	1670	-
17-41670-01/07	717	595	1670	IT
17-41671-01/07	717	595	1670	DE
17-41672-01/07	717	595	1670	FR
17-41676-01/07	717	595	1670	UK

PC cabinet for flat screen
Double lock
Monitor compartment with Plexiglas ® hinged door
1x Drawer 75 mm - Extension 80 % - Capacity: 100 kg
Cooling system with inlet and outlet filter
Electrical system with 4 sockets, ON/OFF switch and output cable
1x Lower shelf
1x Adjustable shelf
Useful dimensions of upper compartment: 661x270x535 h mm
Dimensions of lower compartment: 661x550x710 h mm



Item No.	W	D	H	Socket
17-41679A-00/07	717	595	1798	-
17-41670A-00/07	717	595	1798	IT
17-41671A-00/07	717	595	1798	DE
17-41672A-00/07	717	595	1798	FR
17-41676A-00/07	717	595	1798	UK

PC cabinet for flat screen
Double lock
Monitor compartment with Plexiglas ® hinged door
1x Drawer 75 mm - Extension 80 % - Capacity: 100 kg
Cooling system with inlet and outlet filter
Electrical system with 4 sockets, ON/OFF switch and output cable
2 Static castors and 2 swivel castors with brakes in Polyurethane Ø 100 mm
1x Lower shelf
Useful dimensions of upper compartment: 661x270x535 h mm
Dimensions of lower compartment: 661x550x710 h mm



Item No.	W	D	H	Socket
17-41679A-05/07	717	595	1798	-
17-41670A-05/07	717	595	1798	IT
17-41671A-05/07	717	595	1798	DE
17-41672A-05/07	717	595	1798	FR
17-41676A-05/07	717	595	1798	UK

PC cabinet for flat screen
Double lock
Monitor compartment with Plexiglas ® hinged door
1x Drawer 75 mm - Extension 80 % - Capacity: 100 kg
Cooling system with inlet and outlet filter
Electrical system with 4 sockets, ON/OFF switch and output cable
2 Static castors and 2 swivel castors with brakes in Polyurethane Ø 100 mm
1x Lower shelf - 1x Adjustable shelf
Useful dimensions of upper compartment: 661x270x535 h mm
Dimensions of lower compartment: 661x550x710 h mm

When ordering, please enter the product code and replace 07 with the desired colour code.
For information on colours, see page 190.

PC CABINETS

SERIES 17



Item No.	W	D	H	Socket
17-41009/07	717	595	1000	-
17-41010/07	717	595	1000	IT
17-41011/07	717	595	1000	DE
17-41012/07	717	595	1000	FR
17-41016/07	717	595	1000	UK

Cabinet body



Item No.	W	D	H		KG
12-63900/07	612	612	35	S	50

Retractable shelf



Item No.	W	D	H	KG
33-52038/07	656	467	25	70

Adjustable shelf



Item No.	W	D	H	KG
11-30034/07	651	462	55	50

Lower shelf



Item No.		Ø	H	KG
10-00101	Po	100	128	360
10-00151	Po	150	182	600

Castors
2 Static and 2 swivel castors with brakes



Item No.	W	D	H		
05-43505	717	540	50	closed	1
05-13510	717	506	100	open	2
05-33610	717	-	100	closure	3

Cabinet plinth
Colour: Deep black RAL 9005

Drawer extension | (S) Extension 80-90% | KG Capacity | W Width mm | D Depth mm | H Height mm

PC CABINETS

SERIES 17



Item No.	L	P	H	Socket
17-41009-00/07	717	595	1000	-
17-41000-00/07	717	595	1000	IT
17-41001-00/07	717	595	1000	DE
17-41002-00/07	717	595	1000	FR
17-41006-00/07	717	595	1000	UK

PC cabinet
Central locking
1x Drawer 75 mm - Extension 80 % - Capacity: 100 kg
Cooling system with inlet and outlet filter
Electrical system with 4 sockets, ON/OFF switch and output cable
1x Lower shelf



Item No.	W	D	H	Socket
17-41009-01/07	717	595	1000	-
17-41000-01/07	717	595	1000	IT
17-41001-01/07	717	595	1000	DE
17-41002-01/07	717	595	1000	FR
17-41006-01/07	717	595	1000	UK

PC cabinet
Central locking
1x Drawer 75 mm - Extension 80 % - Capacity: 100 kg
Cooling system with inlet and outlet filter
Electrical system with 4 sockets, ON/OFF switch and output cable
1x Lower shelf
1x Adjustable shelf



Item No.	W	D	H	Socket
17-41009A-00/07	717	595	1128	-
17-41000A-00/07	717	595	1128	IT
17-41001A-00/07	717	595	1128	DE
17-41002A-00/07	717	595	1128	FR
17-41006A-00/07	717	595	1128	UK

PC cabinet
Central locking
1x Drawer 75 mm - Extension 80 % - Capacity: 100 kg
Cooling system with inlet and outlet filter
Electrical system with 4 sockets, ON/OFF switch and output cable
2 Static castors and 2 swivel castors with brakes in Polyurethane
Ø 100 mm
1x Lower shelf



Item No.	W	D	H	Socket
17-41009A-05/07	717	595	1128	-
17-41000A-05/07	717	595	1128	IT
17-41001A-05/07	717	595	1128	DE
17-41002A-05/07	717	595	1128	FR
17-41006A-05/07	717	595	1128	UK

PC cabinet
Central locking
1x Drawer 75 mm - Extension 80 % - Capacity: 100 kg
Cooling system with inlet and outlet filter
Electrical system with 4 sockets, ON/OFF switch and output cable
2 Static castors and 2 swivel castors with brakes in Polyurethane
Ø 100 mm
1x Lower shelf - 1x Adjustable shelf

When ordering, please enter the product code and replace 07 with the desired colour code.
For information on colours, see page 190.

NC SYSTEMS

NC storage and transport systems are the ideal solution for storing different types of spindles in an orderly and protected manner, always within reach and in complete safety.
The tool storage is versatile thanks to the system for fixing the bushings to the frames, allowing them to be positioned so that they are visible without taking up space. The control stations combined with the NC systems create a management system for workstations associated with machine tools and other equipment.

- Impact-resistant ABS plastic bushings
- Frames that can be integrated into trolleys and cabinets
- Trolleys for transporting tools
- Cabinets



Tool cabinets SERIESs 15-16

Structure in top quality welded steel sheet, painted with high-resistance products. Available in two versions: with hinged doors and with sliding doors. The internal sides with 25 mm pitch slots allow drawers and pull-out shelves to be positioned according to the needs of each user. High overall load capacity up to 2000 kg. Thanks to the bushing frames inserted in the drawers, tools can be positioned securely thanks to the easily movable bushings.



Hinged doors
Cabinets available in 1 width, 2 depths and 2 heights.
With hinged doors in sturdy sheet steel. They are equipped with a lock with 2 keys. The hinged doors are equipped with a closing mechanism with a rod that runs along the height of the doors.



Sliding doors
Doors made of sturdy sheet steel. They are equipped with a lock with 2 keys and push-button closure and slide on durable plastic wheels with steel ball bearings.
Cabinets available in 1 width, 2 depths and 1 height.

Tool cabinets SERIESs 24 and SERIESs 30

Structure in top quality welded steel sheet, painted with high-resistance products. They are equipped to hold bushing frames and drawers.
The frames can be integrated into cabinets and trolleys. The tool holder bushings are moulded in shock-resistant ABS. The cabinets are available with roller shutter closures and hinged doors.



Roller shutter shelf, SERIESs 24
Solid structure equipped with roller shutter closure.
The interior layout allows for the installation of fixed frames, drawers with a maximum load capacity of 100 kg and adjustable shelves.



Cabinet with hinged doors, SERIESs 24
Cabinets with hinged doors with a load capacity of up to 600 kg.
The 25 mm side slots allow for the arrangement of 3-row bushing frames, shelves and drawers.



Shelf with roller shutter SERIESs 30
Solid structure equipped with roller shutter closure.
The internal slotting on the sides allows for the insertion of drawers and pull-out shelves with a load capacity of 200 kg, tilted and pull-out bushing holders and adjustable shelves.



Slotted shelving, SERIESs 30
In the double version with and without doors, they allow the insertion of tool holder frames.
Their modular width allows the shelving to be extended in width at a later date.
Tilted and removable bushing frames are easily configurable.



Tool trolleys SERIESs 30
Top quality steel structures painted with resistant products.
The double slots on the sides allow the insertion of removable and fixed bushing frames equipped with Ø 150 mm polyurethane wheels for improved load capacity and smooth running. The practical shelf allows various items to be stored.

SERIESS 15

Depth 748 mm

Cabinet with hinged doors



Depth 780 mm

Wardrobe with sliding doors



SERIESS 16

Depth 595 mm

Wardrobe with hinged doors



Depth 627 mm

Wardrobe with sliding doors



SERIESS 24

Depth 600 mm

Cabinets with roller shutter



SERIESS 30

Depth 635 mm

Cabinets with roller shutter



Depth 600 mm

Slotted shelves



Depth 508/692 mm

NC trolleys

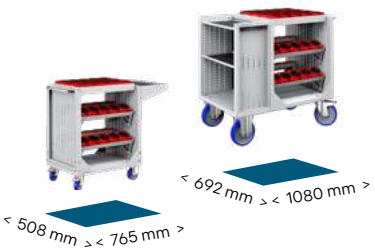

COLOURS

Standard

- 04 — RAL 5012 LIGHT BLUE
- 75 — RAL 7016 ANTHRACITE GREY / RAL 7035 LIGHT GREY
- 80 — RAL 5012 LIGHT BLUE / RAL 7035 LIGHT GREY
- 07 — RAL 7035 LIGHT GREY
- 76 — RAL 5005 SIGNAL BLUE / RAL 7035 LIGHT GREY
- 81 — RAL 3003 RUBY RED / RAL 7035 LIGHT GREY

Other colours

- 25 — RAL 7016 ANTHRACITE GREY
- 17 — RAL 4006 TRAFFIC PURPLE
- 52 — RAL 5023 DISTANT BLUE
- 14 — RAL 2004 ORANGE
- 29 — RAL 9005 DEEP BLACK
- 18 — RAL 5005 SIGNAL BLUE
- 03 — RAL 3003 RUBY RED
- 16 — RAL 3000 FIERY RED

Components

1 Wardrobe with sliding doors
2 Cabinet with hinged doors
3 Bench tool holder frame
4 Drawer
5 Removable shelf
6 Drawer bushing holder frame
7 3-sided board with rubber
8 Plinth





Components SERIESs 30

1 Slotted cabinet with roller shutter
2 Cabinet with hinged doors
3 Slotted shelf
4 Tool trolley
5 Drawer
6 Bushing holder frame for drawer
7 Fixed bushing holder frame for cabinet
8 Removable bushing holder frame
9 Tool holder bushings

TECHNICAL INFO

Tool cabinets SERIESs 15-16

Cabinets with full-height hinged doors

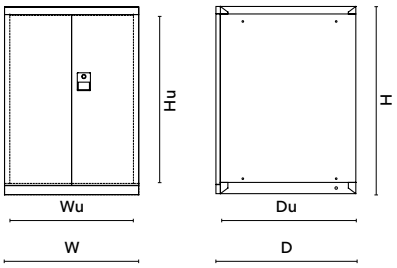

Item No.	W	Wu	D	Du	H	Hu
15-31000	717	661	748	703	1000	900
16-31000	717	661	595	550	1000	900

Cabinets with partial height hinged doors

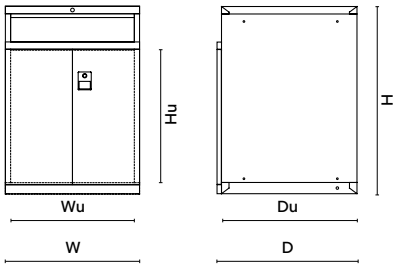

Item No.	W	Wu	D	Du	H	Hu
15-41000	717	661	748	703	1000	710

Wardrobes with sliding doors

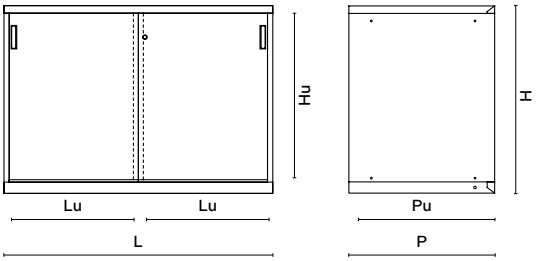

Item No.	L	Lu	P	Pu	H	Hu
15-51000	1431	661	780	703	1000	875
15-61000	1431	661	627	550	1000	875

Cabinets with roller shutters SERIESs 24

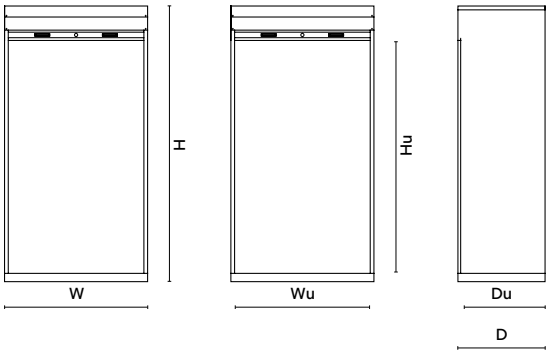

Item No.	W	Wu	D	Du	H	Hu
24-39200	1026	966	600	500	2000	1670

Cabinets with hinged doors SERIESs 24

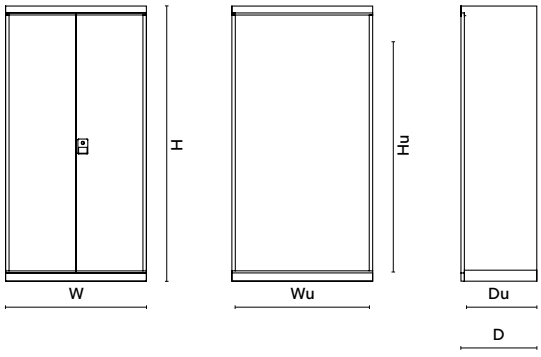

Item No.	W	Wu	D	Du	H	Hu
24-32000	1026	976	555	500	2000	1850
24-62000	1026	976	555	500	2000	1850

W Width mm **Wu** Useful width mm **D** Depth mm **Du** Useful depth mm **H** Height mm **Hu** Useful height mm

Cabinets with roller shutter SERIESs 30

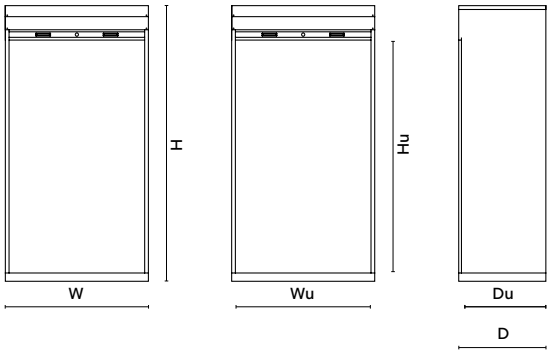

Item No.	W	Wu	D	Du	H	Hu
30-39145	1040	986	635	585	1450	1140
30-39200	1040	986	635	585	2000	1690

NC double slotted shelving SERIESs 30

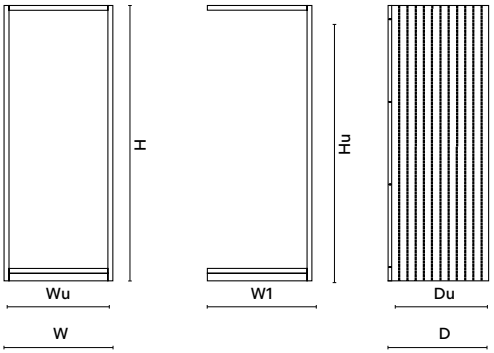

Item No.	W	W1	Wu	D	Du	H	Hu
30-36020	660	630	600	610	600	2000	1900
30-36220	660	630	600	635	600	2000	1900

NC tool trolley SERIESs 30

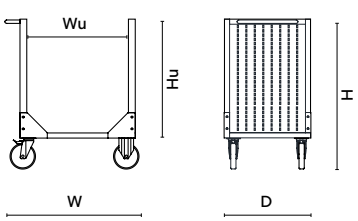

Item No.	W	Wu	D	H	Hu
30-10100	765	600	508	880	700

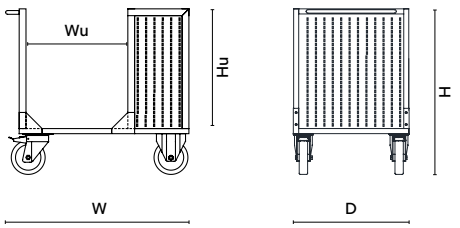

Item No.	W	Wu	D	H	Hu
30-10400	1080	600	692	970	700

Hu = Nutzhöhe

NC SYSTEM USAGE DIAGRAM

for tool storage

SERIESs 15-16

SERIESs 24-30



Tool holder bushing



Bench frame



Removable frame



Frame



Drawer



Slotted shelves



Cabinets with doors



Cabinets with roller shutters



Tool trolleys



Cabinets with sliding doors



TOOL HOLDER BUSHINGS



Item No.	W	D	H	ø	Tools
30-51030	65	138	48	20.6	ISO-SK30
30-51040	58	138	63	44,5	ISO-SK40
30-51050	105	138	63	69,9	ISO-SK50

ISO-SK bushing



Item No.	W	D	H	ø	Tools
30-51130	58	138	76	31	VDI 30
30-51140	65	138	84	41	VDI 40
30-51150	80	138	99	51	VDI 50

VDI bushing



Item No.	W	D	H	Ø	Tools
30-51432	64	138	30	21	HSK 32
30-51440	64	138	30	27	HSK 40
30-51450	82	138	30	35	HSK 50
30-51463	64	138	30	48,6	HSK 63
30-51480	105	138	30	58	HSK 80
30-51499	105	138	30	75	HSK 100

HSK bushing



Item No.	W	D	H	Ø	Tools
30-51604	82	138	40	28	CAPTO C4
30-51605	82	138	40	35	CAPTO C5
30-51606	82	138	30	47	CAPTO C6
30-51608	105	138	50	55	CAPTO C8

CAPTO bushing

Bushing frame

Item No.	Tools	30-41360 30-41361 30-41362 30-41363	30-41540	30-23627 30-43336 30-45336	30-43436	30-43445	30-43354	30-43454	30-26110
30-51030	ISO-SK 30	8	14	24	32	39	39	52	21
30-51040	ISO-SK 40	8	14	24	32	39	39	52	21
30-51050	ISO-SK 50	5	9	15	20	24	24	32	12
30-51432	HSK 32	8	13	24	32	39	39	52	24
30-51440	HSK 40	8	13	24	32	39	39	52	24
30-51450	HSK 50	6	10	18	24	30	30	40	24
30-51463	HSK 63	8	14	24	32	36	36	48	21
30-51480	HSK 80	4	8	12	16	24	24	32	15
30-51499	HSK 100	4	8	12	16	21	21	28	12
30-51604	CAPTO C4	6	10	18	24	30	30	40	24
30-51605	CAPTO C5	6	10	18	24	30	30	40	24
30-51606	CAPTO C6	6	11	18	24	30	30	40	18
30-51608	CAPTO C8	4	8	12	16	24	24	32	15
30-51130	VDI 30	8	14	24	32	39	39	52	21
30-51140	VDI 40	8	14	24	32	39	39	52	21
30-51150	VDI 50	6	11	18	24	30	30	40	18

Number of bushings per frame

Overall dimensions for tool storage



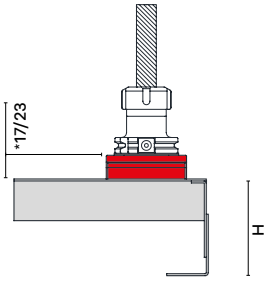



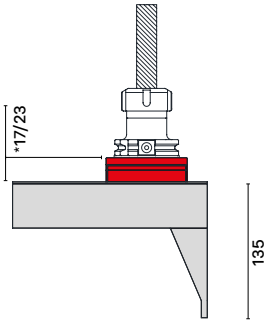

Fixed frame with supports
art. 30-43310/30-43410
art. 30-43410/30-43410 H 73/83/93 mm

Fixed frame with supports
art. 30-43310/30-43410
art. 30-43410/30-43410 H 118/136/153 mm

Removable frame
art. 30-41360
art. 30-41540

Bushing	ISO-SK	VDI	HSK	CAPTO
H	23	23	17	17

Base height of bushings

NC CABINETS 36x36 Eh

SERIESS 15



Item No.	W	D	H	Useful H
15-31000/07	717	748	1000	900
15-31450/07	717	748	1450	1350

Wardrobe with hinged doors



Item No.	W	D	Eh	rows	
30-43436	584	596	36x36	4	A

Bushing frame

Item No.	Support H	H	
30-43410	80/160	135/165	B
30-43417	185/220	195/225	B

Frame support *
* number of bushings page 217



Item No.	W	D	H	Drawer
04-30844	600	600	3	36x36 Eh

Anti-slip base for drawer



Item No.	Front H		Useful H	Lateral H	KG
10-33050/07	50	S	36	33	60
10-33075/07	75	S	61	52	100
10-33076/07	75	T	54	52	200
10-33100/07	100	S	86	77	100
10-33101/07	100	T	79	77	200
10-33125/07	125	S	111	77	100
10-33126/07	125	T	104	77	200
10-33150/07	150	S	136	127	100
10-33151/07	150	T	129	127	200
10-33176/07	175	T	154	127	200
10-33200/07	200	S	186	177	100
10-33201/07	200	T	179	177	200
10-33251/07	250	T	229	177	200
10-33300/07	300	S	286	277	100
10-33301/07	300	T	279	277	200
10-33401/07	400	T	379	277	200

Drawer
W x D= 612 x 612 mm
S= Extension 80-90%
T= Extension 100%



Item No.	W	D	H
10-30025	717	748	20

Three-sided board
With non-slip rubber.
Colour: Deep black RAL 9005

W Width mm D Depth mm H Height mm KG Capacity Extension Drawer



Item No.	W	D	H	KG
33-72038	656	620	25	70

Adjustable shelf



Item No.	W	D	H		KG
10-33984	612	612	75	S	100
10-33985	612	612	75	T	200

Retractable shelf
S= Extension 80-90%
T= Extension 100%



Item No.	W	D	H		
05-43605	717	693	50	base plinth	1
05-13610	717	659	100	pallet base	2
05-33610	717	-	100	cover plate	3

Cabinet plinth
Colour: Deep black RAL 9005



Item No.	W	D	H	Type
10-30030	717	750	30	Multilayer
10-30036	717	750	30	with rubber coating

Wooden shelf for cabinet





* Hooks see page: 169

Item No.	W	H	Useful H
10-30100/07	717	1104	600

Perforated back panel



Item No.	D	Unit	KG
10-30017/07	170	36 Eh	10

Shelf

When ordering, please enter the product code and replace 07 with the desired colour code.
For information on colours, see page 210.

COMBINATIONS 36x36 Eh

SERIES 15



01	02
75 S	75 T
150 S	150 T
150 S	150 T

Item No.		KG	RAL
15-31000-01/07	3	100	7035
15-31000-02/07	3	200	7035

Cabinet for machine tools H 1020
3x Drawer
1x Three-sided board with rubber



05	06
75 S	75 T
75 S	75 T
75 S	75 T
PE S	PE T

Item No.		KG	RAL
15-31000-05/07	3	100	7035
15-31000-06/07	3	200	7035

Cabinet for machine tools H 1020
3x Drawer
2x Retractable shelf (PE)
1x Three-sided board with rubber



07	08
75 S	75 T
100 S	100 T
100 S	100 T
100 S	100 T

Item No.		KG	RAL
15-31000-07/07	4	100	7035
15-31000-08/07	4	200	7035

Cabinet for machine tools H 1020
4x Drawer
1x Three-sided board with rubber



11	12
75 S	75 T
100 S	100 T
100 S	100 T

Item No.		KG	RAL
15-31000-11/07	3	100	7035
15-31000-12/07	3	200	7035

Cabinet for machine tools H 1020
3x Drawer
1x Three-sided board with rubber

No. of drawers (S) Extension 80-90% (T) Extension 100% KG Drawer load



13	02
50 S	50 T
75 S	75 T
75 S	75 T
150 S	150 T
150 S	150 T

Item No.		KG	RAL
15-31000-13/07	5	100	7035
15-31000-14/07	5	200	7035

Cabinet for machine tools H 1020
3x Drawer
1x Three-sided board with rubber



05	06
75 S	75 T
75 S	75 T
PE S	PE T
PE S	PE T

Item No.		KG	RAL
15-31000-25/07	2	100	7035
15-31000-26/07	2	200	7035

Cabinet for machine tools H 1020
2x Drawer
2x Retractable shelf (PE)
1x Three-sided board with rubber



29	30
150 S	150 T
150 S	150 T
150 S	150 T

Item No.		KG	RAL
15-31000-29/07	3	100	7035
15-31000-30/07	3	200	7035

Cabinet for machine tools H 1020
3x Drawer
1x Three-sided board with rubber



33	34
75 S	75 T
75 S	75 T
75 S	75 T
PE S	PE T
PE S	PE T

Item No.		KG	RAL
15-31000-33/07	3	100	7035
15-31000-34/07	3	200	7035

Cabinet for machine tools H 1020
3x Drawer
2x Retractable shelf (PE)
1x Three-sided board with rubber

When ordering, please enter the product code and replace 07 with the desired colour code.
For information on colours, see page 210.

COMBINATIONS 36x36 Eh

SERIES 15



39	40
100 S	100 T
100 S	100 T
100 S	100 T

Item No.		KG	RAL
15-31000-39/07	3	100	7035
15-31000-40/07	3	200	7035

Cabinet for machine tools H 1020
3x Drawer
1x Three-sided board with rubber



45	46
75 S	75 T
75 S	75 T
75 S	75 T
100 S	100 T
100 S	100 T

Item No.		KG	RAL
15-31000-45/07	5	100	7035
15-31000-46/07	5	200	7035

Cabinet for machine tools H 1020
5x Drawer
2x Retractable shelf (PE)
1x Three-sided board with rubber



75 T
75 T
75 T
75 T
100 T
PE T

Item No.		KG	No. Bushings	Type	RAL
15-31000-71/07	5	200	-	-	7035
15-31000-73/07	5	200	32	ISO-SK30	7035
15-31000-74/07	5	200	32	ISO-SK40	7035
15-31000-75/07	5	200	20	ISO-SK50	7035
15-31000-76/07	5	200	24	VDI 40	7035
15-31000-77/07	5	200	24	HSK 50	7035
15-31000-78/07	5	200	24	HSK 63	7035

Cabinet for machine tools H 1020
5x Drawer
1x Retractable shelf (PE)
1x Bushing frame with supports
1x Three-sided board with rubber



75 T
100 T
100 T

Item No.		KG	No. Bushings	Type	RAL
15-31000-800/07	3	200	-	-	7035
15-31000-801/07	3	200	32	HSK 100	7035
15-31000-804/07	3	200	64	ISO-SK40	7035
15-31000-805/07	3	200	40	ISO-SK50	7035
15-31000-808/07	3	200	64	HSK 63	7035
15-31000-809/07	3	200	48	CAPTO C6	7035

Cabinet for machine tools H 1020
3x Drawer
2x Bushing frame with supports
1x Three-sided board with rubber

No. of drawers (S) Extension 80-90% (T) Extension 100% KG Drawer load



01	02
150 S	150 T
150 S	150 T
150 S	150 T

Item No.		KG	RAL
15-31450-01/07	3	100	7035
15-31450-02/07	3	200	7035

Cabinet for machine tools H 1450
3x Drawer



05	06
75 S	75 T
75 S	75 T
150 S	150 T
150 S	150 T
150 S	150 T

Item No.		KG	RAL
15-31450-05/07	5	100	7035
15-31450-06/07	5	200	7035

Cabinet for machine tools H 1450
5x Drawer



07	08
75 S	75 T
75 S	75 T
100 S	100 T
100 S	100 T
100 S	100 T

Item No.		KG	RAL
15-31450-07/07	5	100	7035
15-31450-08/07	5	200	7035

Cabinet for machine tools H 1450
5x Drawer



13	14
75 S	75 T
75 S	75 T
75 S	75 T
100 S	100 T
PE S	PE T

Item No.		KG	RAL
15-31450-13/07	4	100	7035
15-31450-14/07	4	200	7035

Cabinet for machine tools H 1450
4x Drawer
1x Retractable shelf (PE)

When ordering, please enter the product code and replace 07 with the desired colour code.
For information on colours, see page 210.

COMBINATIONS 36x36 Eh

SERIES 15



33	34
100 S	100 T
100 S	100 T
100 S	100 T

Item No.		KG	RAL
15-31450-33/07	3	100	7035
15-31450-34/07	3	200	7035

Cabinet for machine tools H 1450
3x Drawer



75 T	75 T	100 T	100 T

Item No.		KG	No. Bushings	Type	RAL
15-31450-71/07	4	200	-	-	7035
15-31450-73/07	4	200	32	ISO-SK30	7035
15-31450-74/07	4	200	32	ISO-SK40	7035
15-31450-75/07	4	200	20	ISO-SK50	7035
15-31450-76/07	4	200	24	VDI 40	7035
15-31450-77/07	4	200	24	HSK 50	7035
15-31450-78/07	4	200	24	HSK 63	7035

Cabinet for machine tools H 1450
4x Drawer
1x Bushing frame with supports



100 T	100 T	PE T

Item No.		KG	No. Bushings	Type	RAL
15-31450-900/07	2	200	-	-	7035
15-31450-901/07	2	200	32	HSK 100	7035
15-31450-904/07	2	200	64	ISO-SK40	7035
15-31450-905/07	2	200	40	ISO-SK50	7035
15-31450-808/07	2	200	64	HSK 63	7035
15-31450-909/07	2	200	48	CAPTO C6	7035

Cabinet for machine tools H 1450
2x Drawer
2x Bushing frame with supports
1x Retractable shelf (PE)



When ordering, please enter the product code and replace 07 with the desired colour code.
For information on colours, see page 210.

NC CABINETS 36x36 Eh

SERIES 15



Item No.	W	D	H	Useful H
15-51000/07	1431	780	1000	875

Sliding door cabinet



Item No.	Front H		Useful H	Lateral H	KG
10-33050/07	50	S	36	33	60
10-33075/07	75	S	61	52	100
10-33076/07	75	T	54	52	200
10-33100/07	100	S	86	77	100
10-33101/07	100	T	79	77	200
10-33125/07	125	S	111	77	100
10-33126/07	125	T	104	77	200
10-33150/07	150	S	136	127	100
10-33151/07	150	T	129	127	200
10-33176/07	175	T	154	127	200
10-33200/07	200	S	186	177	100
10-33201/07	200	T	179	177	200
10-33251/07	250	T	229	177	200
10-33300/07	300	S	286	277	100
10-33301/07	300	T	279	277	200
10-33401/07	400	T	379	277	200

Drawer
W x D= 612 x 612 mm
S= Extension 80-90%
T= Extension 100%



Item No.	W	D	Eh	rows	
30-43436	584	596	36x36	4	A

Bushing frame

Item No.	Support H	H	
30-43410	80/160	135/165	B
30-43417	185/220	195/225	B

Frame support *
* number of bushings page 217



Item No.	W	D	H	Drawer
04-30844	600	600	3	36x36 Eh

Anti-slip base for drawer



Item No.	W	D	H
15-50025	717	780	20

Three-sided board
With non-slip rubber.
Colour: Deep black RAL 9005



Item No.	W	D	H	KG
33-72038	656	620	25	70

Adjustable shelf



Item No.	W	D	H		KG
10-33984	612	612	75	S	100
10-33985	612	612	75	T	200

Retractable shelf
S= Extension 80-90%
T= Extension 100%



Item No.	W	D	H		
05-23410	1431	713	100	-	1
05-37810	1431	-	100	-	2

Cabinet plinth
Colour: Deep black RAL 9005



Item No.	W	D	H	Type
15-70030	1431	780	30	Multilayer
15-70036	1431	780	30	with rubber coating

Wooden shelf for cabinet





* Hooks see page: 169

Item No.	W	H	Useful H
10-70100/07	1431	1104	600

Perforated back panel



Item No.	D	Unit	KG
10-70017/07	170	78 Eh	10

Shelf

When ordering, please enter the product code and replace 07 with the desired colour code.
For information on colours, see page 210.

COMBINATIONS 36x36 Eh

SERIES 15



01	02
75 S	75 T
PE S	PE T
PE S	PE T
PE S	PE T

Item No.		KG	RAL
15-51000-01/07	2	100	7035
15-51000-02/07	2	200	7035

Sliding door cabinet H 1020
2x Drawer
6x Retractable shelf (PE)
1x Three-sided board with rubber



05	06
75 S	75 T
75 S	75 T
75 S	75 T
PE S	PE T

Item No.		KG	RAL
15-51000-05/07	6	100	7035
15-51000-06/07	6	200	7035

Sliding door cabinet H 1020
6x Drawer
2x Retractable shelf (PE)
1x Three-sided board with rubber



09	10
75 S	75 T
75 S	75 T
75 S	75 T
75 S	75 T
PE S	PE T

Item No.		KG	RAL
15-51000-09/07	8	100	7035
15-51000-10/07	8	200	7035

Sliding door cabinet H 1020
8x Drawer
2x Retractable shelf (PE)
1x Three-sided board with rubber



11	12
75 S	75 T
100 S	100 T
100 S	100 T
100 S	100 T

Item No.		KG	RAL
15-51000-11/07	8	100	7035
15-51000-12/07	8	200	7035

Sliding door cabinet H 1020
8x Drawer
1x Three-sided board with rubber

No. of drawers (S) Extension 80-90% (T) Extension 100% KG Drawer load



13	14
75 S	75 T
150 S	150 T
150 S	150 T

Item No.		KG	RAL
15-51000-13/07	6	100	7035
15-51000-14/07	6	200	7035

Sliding door cabinet H 1020
6x Drawer
1x Three-sided board with rubber



21	22
75 S	75 T
75 S	75 T
75 S	75 T
75 S	75 T
150 S	150 T
150 S	150 T

Item No.		KG	RAL
15-51000-21/07	12	100	7035
15-51000-22/07	12	200	7035

Sliding door cabinet H 1020
12x Drawer
1x Three-sided board with rubber



23	24
75 S	75 T
100 S	100 T
100 S	100 T

Item No.		KG	RAL
15-51000-23/07	6	100	7035
15-51000-24/07	6	200	7035

Sliding door cabinet H 1020
6x Drawer
1x Three-sided board with rubber



29	30
75 S	75 T
75 S	75 T
PE S	PE T
PE S	PE T

Item No.		KG	RAL
15-51000-29/07	4	100	7035
15-51000-30/07	4	200	7035

Sliding door cabinet H 1020
4x Drawer
4x Retractable shelf (PE)
1x Three-sided board with rubber

When ordering, please enter the product code and replace 07 with the desired colour code.
For information on colours, see page 210.

COMBINATIONS 36x36 Eh

SERIES 15



33	34
75 S	75 T
75 S	75 T
75 S	75 T
75 S	75 T

Item No.		KG	RAL
15-51000-33/07	8	100	7035
15-51000-34/07	8	200	7035

Sliding door cabinet H 1020
8x Drawer
1x Three-sided board with rubber



43	44
75 S	75 T
75 S	75 T
75 S	75 T
75 S	75 T
100 S	100 T
100 S	P100 T

Item No.		KG	RAL
15-51000-43/07	12	100	7035
15-51000-44/07	12	200	7035

Sliding door cabinet H 1020
12x Drawer
1x Three-sided board with rubber



45	46
75 S	75 T
75 S	75 T
75 S	75 T
75 S	75 T
PE S	PE T
PE S	PE T

Item No.		KG	RAL
15-51000-45/07	8	100	7035
15-51000-46/07	8	200	7035

Sliding door cabinet H 1020
8x Drawer
4x Retractable shelf (PE)
1x Three-sided board with rubber



75 T
75 T
75 T
100 T
PE T

Item No.		KG	No. Bushings	Type	RAL
15-51000-71/07	5	200	-	-	7035
15-51000-73/07	5	200	64	ISO-SK30	7035
15-51000-74/07	5	200	64	ISO-SK40	7035
15-51000-75/07	5	200	40	ISO-SK50	7035
15-51000-76/07	5	200	48	VDI 40	7035
15-51000-77/07	5	200	48	HSK 50	7035
15-51000-78/07	5	200	48	HSK 63	7035

Sliding door cabinet H 1020
8x Drawer
2x Retractable shelf (PE)
2x Bushing frame with supports
1x Three-sided board with rubber

No. of drawers · (S) Extension 80-90% · (T) Extension 100% · KG Drawer load



When ordering, please enter the product code and replace 07 with the desired colour code.
For information on colours, see page 210.

PARTITIONING MATERIAL 36x36 Eh

SERIES 15



Item No.	H Drawer
07-30002	50 mm and above

Trough
16x Trough 2 grooves
38x Trough divider



Item No.	H Drawer
07-30003	50 mm and above

Trough
16x Trough 3 grooves
51x Trough divider



Item No.	H Drawer
07-30004	50 mm and above

Trough
16x Trough 4 grooves
64x Trough divider



Item No.	H Drawer
07-30034	50 mm and above

Trough
8x Trough 3 grooves
16x Trough divider
8x Trough 4 grooves
24x Trough divider



Item No.	H Drawer
07-30234	50 mm and above

Trough
4x Trough 2 grooves
10x Trough divider
8x Trough 3 grooves
20x Trough divider
4x Trough 4 grooves
30x Trough divider



Item No.	H Drawer
07-31105	50 mm
07-31107	75 mm
07-31110	100-125 mm

Plastic box
32x Plastic box 150x75 mm



Item No.	H Drawer
07-31205	50 mm
07-31207	75 mm
07-31210	100-125 mm

Plastic box
16x Plastic box 150x150 mm



Item No.	H Drawer
07-31405	50 mm
07-31407	75 mm
07-31410	100-125 mm

Plastic box
16x Plastic box 150x75 mm
8x Plastic box 150x150 mm



Item No.	H Drawer
07-31505	50 mm
07-31507	75 mm

Plastic box
16x Plastic box 75x75 mm
16x Plastic box 150x75 mm
4x Plastic box 150x150 mm



Item No.	H Drawer
07-33107	75 mm
07-33110	100-125 mm
07-33115	150 mm
07-33120	200-250 mm

Slotted partition
2x Slotted partition 36 Eh - 612 mm
3x Aluminium divider 12 Eh - 200 mm



Item No.	H Drawer
07-33207	75 mm
07-33210	100-125 mm
07-33215	150 mm
07-33220	200-250 mm

Slotted partition
2x Slotted partition 36 Eh - 612 mm
8x Aluminium divider 12 Eh - 200 mm



Item No.	H Drawer
07-33307	75 mm
07-33310	100-125 mm
07-33315	150 mm
07-33320	200-250 mm

Slotted partition
3x Slotted partition 36 Eh - 612 mm
15x Aluminium divider 9 Eh - 149 mm

NC CABINETS 36x27 Eh

SERIES 16



Item No.	W	D	H	Useful H
16-31000/07	717	595	1000	900

Wardrobe with hinged doors



Item No.	W	D	Eh	rows	
30-43336	658	447	36x27	3	A

Bushing frame

Item No.	Support H	H	
30-43310	80/160	135/165	B
30-43317	185/220	195/225	B

Frame support *
* number of bushings page 217



Item No.	W	D	H	Drawer
04-30834	450	600	3	36x27 Eh

Anti-slip base for drawer



Item No.	Front H		Useful H	Lateral H	KG
11-33050/07	50	S	36	33	60
11-33075/07	75	S	61	52	100
11-33076/07	75	T	54	52	200
11-33100/07	100	S	86	77	100
11-33101/07	100	T	79	77	200
11-33125/07	125	S	111	77	100
11-33126/07	125	T	104	77	200
11-33150/07	150	S	136	127	100
11-33151/07	150	T	129	127	200
11-33200/07	200	S	186	177	100
11-33201/07	200	T	179	177	200
11-33251/07	250	T	229	177	200
11-33300/07	300	S	286	277	100
11-33301/07	300	T	279	277	200

Drawer
W x D= 612 x 459 mm
S= Extension 80-90%
T= Extension 100%



Item No.	W	D	H
16-30025	717	595	20

Three-sided board
With non-slip rubber.
Colour: Deep black RAL 9005

Drawer extension | KG Capacity | W Width mm | D Depth mm | H Height mm



Item No.	W	D	H	KG
33-52038	656	467	25	70

Adjustable shelf



Item No.	W	D	H		KG
11-33984	612	459	75	S	100
11-33985	612	459	75	T	200

Retractable shelf
S= Extension 80-90%
T= Extension 100%



Item No.	W	D	H		
05-43505	717	506	50	base plinth	1
05-13510	717	506	100	pallet base	2
05-33610	717	-	100	cover plate	3

Cabinet plinth
Colour: Deep black RAL 9005



Item No.	W	D	H	Type
11-30030	717	600	30	Multilayer
11-30036	717	600	30	with rubber coating

Wooden shelf for cabinet





* Hooks see page: 169

Item No.	W	H	Useful H
10-30100/07	717	1104	600

Perforated back panel



Item No.	D	Unit	KG
10-30017/07	170	36 Eh	10

Shelf

When ordering, please enter the product code and replace 07 with the desired colour code.
For information on colours, see page 210.

COMBINATIONS 36x27 Eh

SERIES 16



05	06
75 S	75 T
75 S	75 T
PE S	PE T

Item No.		KG	RAL
16-31000-05/07	2	100	7035
16-31000-06/07	2	200	7035

Wardrobe with hinged doors H 1020
2x Drawer
1x Retractable shelf (PE)
1x Three-sided board with rubber



07	08
75 S	75 T
100 S	100 T
100 S	100 T
100 S	100 T

Item No.		KG	RAL
16-31000-07/07	4	100	7035
16-31000-08/07	4	200	7035

Wardrobe with hinged doors H 1020
4x Drawer
1x Three-sided board with rubber



09	10
75 S	75 T
75 S	75 T
PE S	PE T
PE S	PE T

Item No.		KG	RAL
16-31000-09/07	2	100	7035
16-31000-10/07	2	200	7035

Wardrobe with hinged doors H 1020
2x Drawer
2x Retractable shelf (PE)
1x Three-sided board with rubber



11	12
75 S	75 T
100 S	100 T
100 S	100 T

Item No.		KG	RAL
16-31000-11/07	3	100	7035
16-31000-12/07	3	200	7035

Wardrobe with hinged doors H 1020
3x Drawer
1x Three-sided board with rubber

No. of drawers (S) Extension 80-90% (T) Extension 100% KG Drawer load



13	14
75 S	75 T
75 S	75 T
75 S	75 T
PE S	PE T

Item No.		KG	RAL
16-31000-13/07	3	100	7035
16-31000-14/07	3	200	7035

Wardrobe with hinged doors H 1020
3x Drawer
1x Retractable shelf (PE)
1x Three-sided board with rubber



17	08
75 S	75 T
75 S	75 T
75 S	75 T
PE S	PE T
PE S	PE T

Item No.		KG	RAL
16-31000-17/07	3	100	7035
16-31000-18/07	3	200	7035

Wardrobe with hinged doors H 1020
3x Drawer
2x Retractable shelf (PE)
1x Three-sided board with rubber



21	22
75 S	75 T
75 S	75 T
75 S	75 T
75 S	75 T

Item No.		KG	RAL
16-31000-21/07	4	100	7035
16-31000-22/07	4	200	7035

Wardrobe with hinged doors H 1020
4x Drawer
1x Three-sided board with rubber



25	26
75 S	75 T
75 S	75 T
75 S	75 T
75 S	75 T
PE S	PE T

Item No.		KG	RAL
16-31000-25/07	4	100	7035
16-31000-26/07	4	200	7035

Wardrobe with hinged doors H 1020
4x Drawer
1x Retractable shelf (PE)
1x Three-sided board with rubber

When ordering, please enter the product code and replace 07 with the desired colour code.
For information on colours, see page 210.

COMBINATIONS 36x27 Eh

SERIES 16



29	30
75 S	75 T
75 S	75 T
75 S	75 T
75 S	75 T
75 S	75 T

Item No.		KG	RAL
16-31000-29/07	5	100	7035
16-31000-30/07	5	200	7035

Wardrobe with hinged doors H 1020
5x Drawer
1x Three-sided board with rubber



33	34
75 S	75 T
75 S	75 T
75 S	75 T
75 S	75 T
75 S	75 T
75 S	75 T

Item No.		KG	RAL
16-31000-33/07	6	100	7035
16-31000-34/07	6	200	7035

Wardrobe with hinged doors H 1020
6x Drawer
1x Three-sided board with rubber



75 T
75 T
75 T
100 T
100 T
PE T

Item No.		KG	No. Bushings	Type	RAL
16-31000-71/07	5	200	-	-	7035
16-31000-73/07	5	200	32	ISO-SK30	7035
16-31000-74/07	5	200	32	ISO-SK40	7035
16-31000-75/07	5	200	20	ISO-SK50	7035
16-31000-76/07	5	200	24	VDI 40	7035
16-31000-77/07	5	200	24	HSK 50	7035
16-31000-78/07	5	200	24	HSK 63	7035

Wardrobe with hinged doors H 1020
5x Drawer
1x Retractable shelf (PE)
1x Bushing frame with supports
1x Three-sided board with rubber



When ordering, please enter the product code and replace 07 with the desired colour code.
For information on colours, see page 210.

NC CABINETS 36x27 Eh

SERIES 16



Item No.	W	D	H	Useful H
16-51000/07	1431	627	1000	900

Sliding door cabinet



Item No.	W	D	Eh	rows	
30-43336	658	447	36x27	3	A

Bushing frame

Item No.	Support H	H	
30-43310	80/160	135/165	B
30-43317	185/220	195/225	B

Frame support *
* number of bushings page 217



Item No.	W	D	H	Drawer
04-30834	450	600	3	36x27 Eh

Anti-slip base for drawer



Item No.	Front H		Useful H	Lateral H	KG
11-33050/07	50	S	36	33	60
11-33075/07	75	S	61	52	100
11-33076/07	75	T	54	52	200
11-33100/07	100	S	86	77	100
11-33101/07	100	T	79	77	200
11-33125/07	125	S	111	77	100
11-33126/07	125	T	104	77	200
11-33150/07	150	S	136	127	100
11-33151/07	150	T	129	127	200
11-33176/07	175	T	154	127	200
11-33200/07	200	S	186	177	100
11-33201/07	200	T	179	177	200
11-33251/07	250	T	229	177	200
11-33300/07	300	S	286	277	100
11-33301/07	300	T	279	277	200

Drawer
W x D= 612 x 459 mm
S= Extension 80-90%
T= Extension 100%



Item No.	W	D	H
16-50025	1431	627	20

Three-sided board
With non-slip rubber.
Colour: Deep black RAL 9005

Drawer extension | KG Capacity | W Width mm | D Depth mm | H Height mm



Item No.	W	D	H	KG
33-52038	656	467	35	70

Adjustable shelf



Item No.	W	D	H		KG
11-33984	612	459	75	S	100
11-33985	612	459	75	T	200

Retractable shelf
S= Extension 80-90%
T= Extension 100%



Item No.	W	D	H		
05-23410	1431	560	100	-	1
05-37810	1431	-	100	-	2

Cabinet plinth
Colour: Deep black RAL 9005



Item No.	W	D	H	Type
16-50030	1431	650	30	Multilayer
16-50036	1431	650	30	with rubber coating

Wooden shelf for cabinet





* Hooks see page: 169

Item No.	W	H	Useful H
10-70100/07	1431	1104	600

Perforated back panel



Item No.	D	Unit	KG
10-70017/07	170	78 Eh	10

Shelf

When ordering, please enter the product code and replace 07 with the desired colour code.
For information on colours, see page 210.

COMBINATIONS 36x27 Eh

SERIES 16



01	02
75 S	75 T
PE S	PE T
PE S	PE T
PE S	PE T

Item No.			
16-51000-01/07	2	100	7035
16-51000-02/07	2	200	7035

Sliding door cabinet H 1020
2x Drawer
6x Retractable shelf (PE)
1x Three-sided board with rubber



05	06
75 S	75 T
75 S	75 T
PE S	PE T

Item No.			
16-51000-05/07	4	100	7035
16-51000-06/07	4	200	7035

Sliding door cabinet H 1020
4x Drawer
2x Retractable shelf (PE)
1x Three-sided board with rubber



11	12
75 S	75 T
100 S	100 T
100 S	100 T
100 S	100 T

Item No.			
16-51000-11/07	8	100	7035
16-51000-12/07	8	200	7035

Sliding door cabinet H 1020
8x Drawer
1x Three-sided board with rubber



13	14
75 S	75 T
75 S	75 T
75 S	75 T

Item No.			
16-51000-13/07	6	100	7035
16-51000-14/07	6	200	7035

Sliding door cabinet H 1020
6x Drawer
1x Three-sided board with rubber



17	18
75 S	75 T
75 S	75 T
75 S	75 T
PE S	PE T

Item No.		KG	RAL
16-51000-17/07	6	100	7035
16-51000-18/07	6	200	7035

Sliding door cabinet H 1020
6x Drawer
2x Retractable shelf (PE)
1x Three-sided board with rubber



21	22
75 S	75 T
75 S	75 T
75 S	75 T
PE S	PE T
PE S	PE T

Item No.		KG	RAL
16-51000-21/07	6	100	7035
16-51000-22/07	6	200	7035

Sliding door cabinet H 1020
6x Drawer
4x Retractable shelf (PE)
1x Three-sided board with rubber



23	24
75 S	75 T
100 S	100 T
100 S	100 T

Item No.		KG	RAL
16-51000-23/07	6	100	7035
16-51000-24/07	6	200	7035

Sliding door cabinet H 1020
6x Drawer
1x Three-sided board with rubber



25	26
75 S	75 T
75 S	75 T
75 S	75 T
75 S	75 T

Item No.		KG	RAL
16-51000-25/07	4	100	7035
16-51000-26/07	4	200	7035

Sliding door cabinet H 1020
8x Drawer
1x Three-sided board with rubber

When ordering, please enter the product code and replace 07 with the desired colour code.
For information on colours, see page 210.

COMBINATIONS 36x27 Eh

SERIES 16



29	30
75 S	75 T
75 S	75 T
75 S	75 T
75 S	75 T
PE S	PE T

Item No.		KG	RAL
16-51000-29/07	4	100	7035
16-51000-30/07	4	200	7035

Sliding door cabinet H 1020
8x Drawer
2x Retractable shelf (PE)
1x Three-sided board with rubber



33	34
75 S	75 T
75 S	75 T
75 S	75 T
75 S	75 T
75 S	75 T

Item No.		KG	RAL
16-51000-33/07	10	100	7035
16-51000-34/07	10	200	7035

Sliding door cabinet H 1020
10x Drawer
1x Three-sided board with rubber



37	38
75 S	75 T
150 S	150 T
150 S	150 T

Item No.		KG	RAL
16-51000-37/07	6	100	7035
16-51000-38/07	6	200	7035

Sliding door cabinet H 1020
6x Drawer
1x Three-sided board with rubber



40	41
75 S	75 T
75 S	75 T
PE S	PE T
PE S	PE T

Item No.		KG	RAL
16-51000-40/07	4	100	7035
16-51000-41/07	4	200	7035

Sliding door cabinet H 1020
4x Drawer
4x Retractable shelf (PE)
1x Three-sided board with rubber



Item No.	H Drawer
07-20004	50 mm and above

Trough
12x Trough 4 grooves Ø 70 mm
50x Trough divider



Item No.	H Drawer
08-30023	50 mm and above

Trough
6x Trough 2 grooves Ø 70 mm
10x Trough divider
6x Trough 3 grooves Ø 45 mm
20x Trough divider



Item No.	H Drawer
08-30034	50 mm and above

Trough
3x Trough 3 grooves Ø 45 mm
12x Trough divider
9x Trough 4 grooves Ø 33 mm
36x Trough divider



Item No.	H Drawer
07-21405	50 mm
07-21407	75 mm
07-21410	100-125 mm

Plastic box
12x Plastic box 150x75 mm
6x Plastic box 150x150 mm



Item No.	H Drawer
07-21505	50 mm
07-21507	75 mm

Plastic box
16x Plastic box 75x75 mm
8x Plastic box 150x75 mm
4x Plastic box 150x150 mm



Item No.	H Drawer
08-33305	50 mm
08-33307	75 mm
08-33310	100-125 mm
08-33315	150 mm

Slotted partition
3x Slotted partition 27 Eh - 459 mm
8x Aluminium divider 9 Eh - 149 mm



Item No.	H Drawer
08-33505	50 mm
08-33507	75 mm
08-33510	100-125 mm
08-33515	150 mm

Slotted partition
5x Slotted partition 27 Eh - 459 mm
18x Aluminium divider 6 Eh - 102 mm



Item No.	H Drawer
08-38205	50 mm
08-38207	75 mm
08-38210	100-125 mm
08-38215	150 mm
08-38220	200-250 mm

Divider
2x Divider 27 Eh - 459 mm



Item No.	Dimensions
04-30844-04	600x600x3 h mm

Anti-slip perforated mat
Perforated mat - Colour: Black
4-piece kit

When ordering, please enter the product code and replace 07 with the desired colour code.
For information on colours, see page 210.

NC TROLLEYS

SERIES 30



Item No.	W	D	H	KG
30-10100/07	765	508	880	600

Tool trolley
2 Static and 2 swivel castors with brakes in Polyurethane Ø 150 mm
With handle.



Item No.	W	D	H	KG
30-10407	600	305	30	50
30-10411	600	465	30	50

Adjustable shelves with smooth rubber



Item No.	W	D	H	KG
30-10207	496	312	30	20

Shelf with smooth rubber



Item No.	W	D	H		
30-41360	562	155	135	with handle	A
30-41361	562	155	95	without handle	A
30-41362	562	155	135	with handle	A
30-41363	562	155	95	without handle	A

Removable bushing frame



Item No.		
30-44180	horizontal	B
30-44181	20° incline	B

Pair of supports for bushing frame
Colour: Light grey RAL 7035

Item No.	L	P	H	rows
30-45336	584	447	80	3

Fixed bushing frame
Colour: Light grey RAL 7035





Item No.	W	H
30-10428	600	270

Protective bars
To be fixed to the sides of the trolley.
Fixing material included.
Colour: Light grey RAL 7035

Item No.	W	D	H	DIN
30-10418	370	46	180	A4

Document pocket
To be attached to the side of the trolley.
Colour: Light grey RAL 7035

When ordering, please enter the product code and replace 07 with the desired colour code.
For information on colours, see page 210.

COMBINATIONS 1077x508 mm

SERIES 30



Item No.	No. Bushings	Type	RAL
30-10100-10/07	-	-	7035
30-10100-13/07	32	ISO-SK30	7035
30-10100-14/07	32	ISO-SK40	7035
30-10100-15/07	20	ISO-SK50	7035
30-10100-16/07	24	VDI 40	7035
30-10100-17/07	24	HSK 50	7035
30-10100-18/07	24	HSK 63	7035

Tool trolley H 880 mm
1x Shelf with rubber
4x Removable frame for bushings and 1 pair of inclined supports



Item No.	No. Bushings	Type	RAL
30-10100-20/07	-	-	7035
30-10100-23/07	24	ISO-SK30	7035
30-10100-24/07	24	ISO-SK40	7035
30-10100-25/07	15	ISO-SK50	7035
30-10100-26/07	18	VDI 40	7035
30-10100-27/07	18	HSK 50	7035
30-10100-28/07	18	HSK 63	7035

Tool trolley H 880 mm
1x Shelf with rubber
3x Removable frame for bushings and 1 pair of inclined supports



Item No.	No. Bushings	Type	RAL
30-10100-50/07	-	-	7035
30-10100-53/07	24	ISO-SK30	7035
30-10100-54/07	24	ISO-SK40	7035
30-10100-55/07	15	ISO-SK50	7035
30-10100-56/07	18	VDI 40	7035
30-10100-57/07	18	HSK 50	7035
30-10100-58/07	18	HSK 63	7035

Tool trolley H 880 mm
1x Shelf with rubber
1x Fixed frame for 3 rows of bushings



Item No.	No. Bushings	Type	RAL
30-10100-60/07	-	-	7035
30-10100-63/07	32	ISO-SK30	7035
30-10100-64/07	32	ISO-SK40	7035
30-10100-65/07	20	ISO-SK50	7035
30-10100-66/07	24	VDI 40	7035
30-10100-67/07	24	HSK 50	7035
30-10100-68/07	24	HSK 63	7035

Tool trolley H 880 mm
1x Shelf with rubber
1x Fixed frame for 3 rows of bushings
1x Removable frame for bushings and 1 pair of inclined supports



Item No.	No. Bushings	Type	RAL
30-10100-70/07	-	-	7035
30-10100-73/07	40	ISO-SK30	7035
30-10100-74/07	40	ISO-SK40	7035
30-10100-75/07	25	ISO-SK50	7035
30-10100-76/07	30	VDI 40	7035
30-10100-77/07	30	HSK 50	7035
30-10100-78/07	30	HSK 63	7035

Tool trolley H 880 mm
1x Shelf with rubber
1x Fixed frame for 3 rows of bushings
2x Removable frame for bushings and 1 pair of inclined supports



Item No.	No. Bushings	Type	RAL
30-10100-80/07	-	-	7035
30-10100-83/07	56	ISO-SK30	7035
30-10100-84/07	56	ISO-SK40	7035
30-10100-85/07	35	ISO-SK50	7035
30-10100-86/07	42	VDI 40	7035
30-10100-87/07	42	HSK 50	7035
30-10100-88/07	42	HSK 63	7035

Tool trolley H 880 mm
1x Shelf with rubber
1x Fixed frame for 3 rows of bushings
4x Removable frame for bushings and 1 pair of inclined supports

When ordering, please enter the product code and replace 07 with the desired colour code.
For information on colours, see page 210.

NC TROLLEYS

SERIES 30



Item No.	W	D	H	KG
30-10400/07	1080	692	970	600

Tool trolley
2 Static and 2 swivel castors with brakes in Polyurethane Ø 200 mm
With handle.



Item No.	W	D	H	KG
30-10407	600	305	30	50
30-10411	600	465	30	50
30-10415	600	665	30	50

Adjustable shelves with smooth rubber



Item No.	W	D	H	KG
30-10207	496	312	30	20

Shelf with smooth rubber



Item No.	W	D	H	rows	
30-43436	584	596	80	4	A

Fixed bushing frame

Item No.	
30-10422	B

Pair of supports for Fixed bushing frame
Colour: Light grey RAL 7035



Item No.	W	D	H	rows	
30-43436	584	596	80	4	A

Fixed bushing frame

Item No.	
30-10422	B

Pair of supports for Fixed bushing frame
Colour: Light grey RAL 7035





Item No.	W	H
30-10418	600	270

Protective bars
To be fixed to the sides of the trolley.
Fixing material included.

Item No.	W	D	H	DIN
30-10418	370	46	180	A4

Document pocket
To be attached to the side of the trolley.



Item No.	ISO-SK	HSK	Ø max	P	No. of tools
33-74311	30	50	51/36	56	11
33-74409	40	63	63/50	56	9
33-74457	45	80	82/63	72	7
33-74505	50	100	98/80	84	5
33-74515	50	-	112/80	100	5

Supporti porta utensili
Colour: Light grey RAL 7035

When ordering, please enter the product code and replace 07 with the desired colour code.
For information on colours, see page 210.

COMBINATIONS 1080x692 mm

SERIES 30



Item No.	No. Bushings	Type	RAL
30-10400-20/07	-	-	7035
30-10400-23/07	48	ISO-SK30	7035
30-10400-24/07	48	ISO-SK40	7035
30-10400-25/07	30	ISO-SK50	7035
30-10400-26/07	36	VDI 40	7035
30-10400-27/07	36	HSK 50	7035
30-10400-28/07	36	HSK 63	7035

Tool trolley H 970 mm
2x Adjustable shelf (PR) with rubber
1x Fixed frame for 4 rows of bushings
2x Retractable frame for bushings and 2 pairs of inclined supports



Item No.	No. Bushings	Type	RAL
30-10400-30/07	-	-	7035
30-10400-33/07	72	ISO-SK30	7035
30-10400-34/07	72	ISO-SK40	7035
30-10400-35/07	45	ISO-SK50	7035
30-10400-36/07	54	VDI 40	7035
30-10400-37/07	54	HSK 50	7035
30-10400-38/07	54	HSK 63	7035

Tool trolley H 970 mm
2x Adjustable shelf (PR) with rubber
1x Fixed frame for 4 rows of bushings
5x Retractable bushing holder frames and 5 pairs of inclined supports



Item No.	No. Bushings	Type	RAL
30-10400-40/07	-	-	7035
30-10400-43/07	80	ISO-SK30	7035
30-10400-44/07	80	ISO-SK40	7035
30-10400-45/07	50	ISO-SK50	7035
30-10400-46/07	60	VDI 40	7035
30-10400-47/07	60	HSK 50	7035
30-10400-48/07	60	HSK 63	7035

Tool trolley H 970 mm
1x Fixed frame for 4 rows of bushings
4x Retractable bushing holders e 4 coppie supporti inclinati
2x Retractable frame for bushings and 2 pairs of horizontal supports



Item No.	No. Bushings	Type	RAL
30-10400-50/07	-	-	7035
30-10400-53/07	80	ISO-SK30	7035
30-10400-54/07	80	ISO-SK40	7035
30-10400-55/07	50	ISO-SK50	7035
30-10400-56/07	60	VDI 40	7035
30-10400-57/07	60	HSK 50	7035
30-10400-58/07	60	HSK 63	7035

Tool trolley H 970 mm
1x Adjustable shelf (PR) with rubber
1x Fixed frame for 4 rows of bushings
6x Retractable bushing holder frames and 6 pairs of inclined supports



When ordering, please enter the product code and replace 07 with the desired colour code.
For information on colours, see page 210.

SHELF WITH NC SHUTTER

SERIES 30



Item No.	W	D	H	Hu
30-39145/07	1040	635	1450	1130
30-39200/07	1040	635	2000	1680

Cabinet with roller shutter



Item No.	W	D	H		
05-23810	1023	582	100	pallet base	2
05-35410	1023	-	100	cover plate	3

Cabinet plinth
Colour: Deep black RAL 9005



Item No.	W	D	H	KG
30-38028	983	590	35	200

Adjustable shelf
Colour: Light grey RAL 7035



Item No.	H
30-39310	1000
30-39314	1450
30-39316	1625

Anti-roll bar



Item No.	W	D	H	rows	
30-43454	890	576	80	4	A

Fixed bushing frame
Colour: Light grey RAL 7035

Item No.		
30-38072	20° incline	B

Pair of supports for bushing frame
Colour: Light grey RAL 7035

Drawer extension · KG Capacity · W Width mm · D Depth mm · H Height mm · Hu Useful height mm



Item No.	W	D	H	
30-41540	946	135	155	A

Removable bushing frame
Colour: Light grey RAL 7035

Item No.		
30-44180	horizontal	B
30-44181	20° incline	B

Pair of supports for bushing frame
Colour: Light grey RAL 7035



Item No.	W	D	Eh	rows	
30-43354	890	447	54x27	3	C

Bushing frame
Colour: Light grey RAL 7035

Item No.	Support H	H	
30-43310	80/160	135/165	D
30-43317	185/220	195/225	D

Frame support *
* number of bushings page 217



Item No.	W	D	H		KG
30-38985	918	459	75	T	150

Retractable shelf
S= Extension 80-90%
T= Extension 100%



Item No.	Front H		Useful H	Lateral H	KG
30-38076/07	75	T	54	52	150
30-38101/07	100	T	79	77	150
30-38151/07	150	T	129	127	150

Drawer
W x D= 918 x 459 mm
S= Extension 80-90%
T= Extension 100%

When ordering, please enter the product code and replace 07 with the desired colour code.
For information on colours, see page 210.

COMBINATIONS 1040x635 mm

SERIES 30



Item No.	No. Bushings	Type	RAL
30-39145-01/07	-	-	7035

PR

PR

Cabinet with roller shutter H 1450 mm
2x Adjustable shelf (PR)



Item No.	No. Bushings	Type	RAL
30-39145-02/07	-	-	7035

75 T
75 T
100 T
150 T

Cabinet with roller shutter H 1450 mm
4x Drawer
1x Anti-tip device



Item No.	No. Bushings	Type	RAL
30-39145-03/07	-	-	7035

PR
75 T
150 T
150 T

PE T

Cabinet with roller shutter H 1450 mm
3x Drawer
1x Adjustable shelf (PR)
1x Retractable shelf (PE)
1x Anti-tip device



Item No.	No. Bushings	Type	RAL
30-39145-20/07	-	-	7035
30-39145-23/07	70	ISO-SK30	7035
30-39145-24/07	70	ISO-SK40	7035
30-39145-25/07	40	ISO-SK50	7035
30-39145-26/07	50	VDI 40	7035
30-39145-27/07	50	HSK 50	7035
30-39145-28/07	50	HSK 63	7035

Cabinet with roller shutter H 1450 mm
5x Retractable bushing holders
5x Pairs of inclined supports



PE T

Item No.	No. Bushings	Type	RAL
30-39145-30/07	-	-	7035
30-39145-33/07	56	ISO-SK30	7035
30-39145-34/07	56	ISO-SK40	7035
30-39145-35/07	32	ISO-SK50	7035
30-39145-36/07	40	VDI 40	7035
30-39145-37/07	40	HSK 50	7035
30-39145-38/07	40	HSK 63	7035

Cabinet with roller shutter H 1450 mm
4x Retractable bushing holders
4x Pairs of inclined supports
1x Retractable shelf (PE)



100 T
150 T

Item No.	No. Bushings	Type	RAL
30-39145-40/07	-	-	7035
30-39145-43/07	28	ISO-SK30	7035
30-39145-44/07	28	ISO-SK40	7035
30-39145-45/07	16	ISO-SK50	7035
30-39145-46/07	20	VDI 40	7035
30-39145-47/07	20	HSK 50	7035
30-39145-48/07	20	HSK 63	7035

Cabinet with roller shutter H 1450 mm
2x Retractable bushing holders
2x Pairs of inclined supports
2x Drawer
1x Anti-tip device



PR
PR
PR
PR

Item No.	No. Bushings	Type	RAL
30-39200-01/07	-	-	7035

Cabinet with roller shutter H 2000 mm
4x Adjustable shelf (PR)



PR
75 T
75 T
100 T
100 T

Item No.	No. Bushings	Type	RAL
30-39200-02/07	-	-	7035

Cabinet with roller shutter H 2000 mm
1x Adjustable shelf (PR)
3x Drawer
1x Retractable shelf (PE)
1x Anti-tip device

When ordering, please enter the product code and replace 07 with the desired colour code.
For information on colours, see page 210.

COMBINATIONS 1040x635 mm

SERIES 30



PR
PR
PR
PR

Item No.	No. Bushings	Type	RAL
30-39200-01/07	-	-	7035

Cabinet with roller shutter H 2000 mm
4x Adjustable shelf (PR)



PR
75 T
100 T
100 T

PE T

Item No.	No. Bushings	Type	RAL
30-39200-02/07	-	-	7035

Cabinet with roller shutter H 2000 mm
1x Adjustable shelf (PR)
3x Drawer
1x Retractable shelf (PE)
1x Anti-tip device



PR
75 T
75 T
100 T
150 T

Item No.	No. Bushings	Type	RAL
30-39200-03/07	-	-	7035

Cabinet with roller shutter H 2000 mm
1x Adjustable shelf (PR)
4x Cassetti
1x Anti-tip device



Item No.	No. Bushings	Type	RAL
30-39200-20/07	-	-	7035
30-39200-23/07	112	ISO-SK30	7035
30-39200-24/07	112	ISO-SK40	7035
30-39200-25/07	64	ISO-SK50	7035
30-39200-26/07	80	VDI 40	7035
30-39200-27/07	80	HSK 50	7035
30-39200-28/07	80	HSK 63	7035

Cabinet with roller shutter H 2000 mm
8x Retractable bushing holders
8x Pairs of inclined supports



150 T

Item No.	No. Bushings	Type	RAL
30-39200-30/07	-	-	7035
30-39200-33/07	84	ISO-SK30	7035
30-39200-34/07	84	ISO-SK40	7035
30-39200-35/07	48	ISO-SK50	7035
30-39200-36/07	60	VDI 40	7035
30-39200-37/07	60	HSK 50	7035
30-39200-38/07	60	HSK 63	7035

Cabinet with roller shutter H 2000 mm
6x Retractable bushing holders
6x Pairs of inclined supports
1x Drawer



100 T
150 T
PE T

Item No.	No. Bushings	Type	RAL
30-39200-40/07	-	-	7035
30-39200-43/07	56	ISO-SK30	7035
30-39200-44/07	56	ISO-SK40	7035
30-39200-45/07	32	ISO-SK50	7035
30-39200-46/07	40	VDI 40	7035
30-39200-47/07	40	HSK 50	7035
30-39200-48/07	40	HSK 63	7035

Cabinet with roller shutter H 2000 mm
4x Retractable bushing holders
4x Pairs of inclined supports
2x Drawer
1x Retractable shelf (PE)
1x Anti-tip device



100 T
100 T
100 T

Item No.	No. Bushings	Type	RAL
30-39200-70/07	-	-	7035
30-39200-73/07	117	ISO-SK30	7035
30-39200-74/07	117	ISO-SK40	7035
30-39200-75/07	72	ISO-SK50	7035
30-39200-76/07	108	VDI 40	7035
30-39200-77/07	108	HSK 50	7035
30-39200-78/07	108	HSK 63	7035

Cabinet with roller shutter H 2000 mm
3x Drawer
1x Anti-tip device



100 T
100 T

Item No.	No. Bushings	Type	RAL
30-39200-90/07	-	-	7035
30-39200-93/07	182	ISO-SK30	7035
30-39200-94/07	182	ISO-SK40	7035
30-39200-95/07	112	ISO-SK50	7035
30-39200-96/07	168	VDI 40	7035
30-39200-97/07	168	HSK 50	7035
30-39200-98/07	168	HSK 63	7035

Cabinet with roller shutter H 2000 mm
2x Drawer
2x Fixed frame
1x Anti-tip device

When ordering, please enter the product code and replace 07 with the desired colour code.
For information on colours, see page 210.

PARTITIONING MATERIAL 54x27 Eh

SERIES 30



Item No.	H Drawer
08-50034	50 mm and above

Trough
6x Trough 2 grooves Ø 70 mm
10x Trough divider
12x Trough 4 grooves Ø 33 mm
30x Trough divider



Item No.	H Drawer
08-50234	50 mm and above

Trough
6x Trough 2 grooves Ø 70 mm
6x Trough divider
6x Trough 3 grooves Ø 45 mm
10x Trough divider
6x Trough 4 grooves Ø 33 mm
15x Trough divider



Item No.	H Drawer
08-51205	50 mm
08-51207	75 mm
08-51210	100-125 mm

Plastic box
18x Plastic box 150x150 mm



Item No.	H Drawer
08-51405	50 mm
08-51407	75 mm
08-51410	100-125 mm

Trough
8x Trough a 3 canali
16x Trough divider
8x Trough a 4 canali
24x Trough divider



Item No.	H Drawer
08-53405	50 mm
08-53407	75 mm
08-53410	100-125 mm
08-53415	150 mm
08-53420	200-250 mm

Slotted partition
4x Slotted partition 27 Eh - 459 mm
2x Aluminium divider 9 Eh - 149 mm
3x Aluminium divider 12 Eh - 200 mm



Item No.	H Drawer
08-53505	50 mm
08-53507	75 mm
08-53510	100-125 mm
08-53515	150 mm
08-53520	200-250 mm

Slotted partition
5x Slotted partition 27 Eh - 459 mm
12x Aluminium divider 9 Eh - 149 mm



Item No.	H Drawer
08-53705	50 mm
08-53707	75 mm
08-53710	100-125 mm

Slotted partition
7x Slotted partition 27 Eh - 459 mm
12x Aluminium divider 6 Eh - 102 mm
2x Aluminium divider 9 Eh - 149 mm



Item No.	H Drawer
08-53805	50 mm
08-53807	75 mm
08-53810	100-125 mm

Slotted partition
8x Slotted partition 27 Eh - 459 mm
12x Aluminium divider 6 Eh - 102 mm



Item No.	H Drawer
08-58405	50 mm
08-58407	75 mm
08-58410	100-125 mm
08-58415	150 mm
08-58420	200-250 mm

Divider
4x Divider 27 Eh - 459 mm



Item No.	Dimensions
04-30864-04	900x450x3 h mm

Anti-slip perforated mat
Perforated mat - Colour: Black
4-piece kit

DOUBLE SLOTTED SHELVES NC

SERIES 30





Item No.	W	D	H	
30-36020/07	660	610	2000	basic module
30-36023/07	630	610	2000	additional module

Slotted shelf without door



Item No.	W	D	H	
30-36220/07	660	635	2000	basic module
30-36223/07	630	635	2000	additional module

Slotted shelf with standard door



Item No.	W	D	H	
30-36420/07	660	635	2000	basic module
30-36423/07	630	635	2000	additional module

Slotted shelf with Plexiglas® door



Item No.	W	D	H		
30-41360	562	155	135	with handle	A
30-41361	562	155	95	without handle	A
30-41362	562	155	135	with handle	A
30-41363	562	155	95	without handle	A

Bushing frame estraibili

Item No.		
30-44180	horizontal	B
30-44181	20° incline	B

Pair of supports for bushing frame
Colour: Light grey RAL 7035



Item No.	W	D	H	rows	
30-43436	584	596	80	4	A

Fixed bushing frame

Item No.	
30-26072	B

Pair of supports for Fixed bushing frame
Colour: Light grey RAL 7035



Item No.	Front H		Useful H	Lateral H	KG
30-26075/07	75	S	61	52	20
30-26100/07	100	S	86	77	20
30-26150/07	150	S	136	127	20

Drawer
W x D= 510 x 459 mm
S= Extension 80-90%
T= Extension 100%



Item No.	Front H		W	D	KG
30-26110/07	100	S	445	505	50

Drawer con Bushing frame



Item No.	W	D	H	KG	
30-26062	600	600	30	80	steel
30-26064	600	600	3	-	rubber

Adjustable shelf
Colour: Light grey RAL 7035 - Rubber: Black

When ordering, please enter the product code and replace 07 with the desired colour code.
For information on colours, see page 210.

COMBINATIONS 660x610/635 - 1290x660/635 mm

SERIES 30



Item No.	No. Bushings	Type	RAL
30-36020-100/07	-	-	7035
30-36020-101/07	48	HSK 100	7035
30-36020-103/07	96	ISO-SK30	7035
30-36020-104/07	96	ISO-SK40	7035
30-36020-105/07	60	ISO-SK50	7035
30-36020-106/07	96	VDI 40	7035
30-36020-107/07	72	HSK 50	7035
30-36020-108/07	96	HSK 63	7035
30-36020-109/07	72	CAPTO C6	7035

Slotted cabinet body H 2000 mm
12x Retractable frame art. 30-41360 with supports



Item No.	No. Bushings	Type	RAL
30-36220-100/07	-	-	7035
30-36220-101/07	48	HSK 100	7035
30-36220-103/07	96	ISO-SK30	7035
30-36220-104/07	96	ISO-SK40	7035
30-36220-105/07	60	ISO-SK50	7035
30-36220-106/07	96	VDI 40	7035
30-36220-107/07	72	HSK 50	7035
30-36220-108/07	96	HSK 63	7035
30-36220-109/07	72	CAPTO C6	7035

Slotted cabinet body H 2000 mm
12x Retractable frame art. 30-41360 with supports
1x Hinged door



Item No.	No. Bushings	Type	RAL
30-36420-100/07	-	-	7035
30-36420-101/07	48	HSK 100	7035
30-36420-103/07	96	ISO-SK30	7035
30-36420-104/07	96	ISO-SK40	7035
30-36420-105/07	60	ISO-SK50	7035
30-36420-106/07	96	VDI 40	7035
30-36420-107/07	72	HSK 50	7035
30-36420-108/07	96	HSK 63	7035
30-36420-109/07	72	CAPTO C6	7035

Slotted cabinet body H 2000 mm
12x Retractable frame art. 30-41360 with supports
1x Hinged door with Plexiglas® window



Item No.	No. Bushings	Type	RAL
30-37020-100/07	-	-	7035
30-37020-101/07	96	HSK 100	7035
30-37020-103/07	192	ISO-SK30	7035
30-37020-104/07	192	ISO-SK40	7035
30-37020-105/07	120	ISO-SK50	7035
30-37020-106/07	192	VDI 40	7035
30-37020-107/07	144	HSK 50	7035
30-37020-108/07	192	HSK 63	7035
30-37020-109/07	144	CAPTO C6	7035

Slotted cabinet body H 2000 mm
24x Retractable frame art. 30-41360 with supports



Item No.	No. Bushings	Type	RAL
30-37220-100/07	-	-	7035
30-37220-101/07	96	HSK 100	7035
30-37220-103/07	192	ISO-SK30	7035
30-37220-104/07	192	ISO-SK40	7035
30-37220-105/07	120	ISO-SK50	7035
30-37220-106/07	192	VDI 40	7035
30-37220-107/07	144	HSK 50	7035
30-37220-108/07	192	HSK 63	7035
30-37220-109/07	144	CAPTO C6	7035

Slotted cabinet body H 2000 mm
24x Retractable frame art. 30-41360 with supports
2x Hinged door



Item No.	No. Bushings	Type	RAL
30-37420-100/07	-	-	7035
30-37420-101/07	96	HSK 100	7035
30-37420-103/07	192	ISO-SK30	7035
30-37420-104/07	192	ISO-SK40	7035
30-37420-105/07	120	ISO-SK50	7035
30-37420-106/07	192	VDI 40	7035
30-37420-107/07	144	HSK 50	7035
30-37420-108/07	192	HSK 63	7035
30-37420-109/07	144	CAPTO C6	7035

Slotted cabinet body H 2000 mm
24x Retractable frame art. 30-41360 with supports
2x Hinged door with Plexiglas® window



Item No.	No. Bushings	Type	RAL
30-36020-200/07	-	-	7035
30-36020-201/07	64	HSK 100	7035
30-36020-203/07	128	ISO-SK30	7035
30-36020-204/07	128	ISO-SK40	7035
30-36020-205/07	80	ISO-SK50	7035
30-36020-206/07	128	VDI 40	7035
30-36020-207/07	96	HSK 50	7035
30-36020-208/07	128	HSK 63	7035
30-36020-209/07	96	CAPTO C6	7035

Slotted cabinet body H 2000 mm
4x 4-row frame art. 30-43436 with supports



Item No.	No. Bushings	Type	RAL
30-36220-200/07	-	-	7035
30-36220-201/07	64	HSK 100	7035
30-36220-203/07	128	ISO-SK30	7035
30-36220-204/07	128	ISO-SK40	7035
30-36220-205/07	80	ISO-SK50	7035
30-36220-206/07	128	VDI 40	7035
30-36220-207/07	96	HSK 50	7035
30-36220-208/07	128	HSK 63	7035
30-36220-209/07	96	CAPTO C6	7035

Slotted cabinet body H 2000 mm
4x 4-row frame art. 30-43436 with supports
1x Hinged door

When ordering, please enter the product code and replace 07 with the desired colour code.
For information on colours, see page 210.

COMBINATIONS 660x610/635 - 1290x660/635 mm

SERIES 30



Item No.	No. Bushings	Type	RAL
30-36420-200/07	-	-	7035
30-36420-201/07	64	HSK 100	7035
30-36420-203/07	128	ISO-SK30	7035
30-36420-204/07	128	ISO-SK40	7035
30-36420-205/07	80	ISO-SK50	7035
30-36420-206/07	128	VDI 40	7035
30-36420-207/07	96	HSK 50	7035
30-36420-208/07	128	HSK 63	7035
30-36420-209/07	96	CAPTO C6	7035

Slotted cabinet body H 2000 mm
4x 4-row frame art. 30-43436 with supports
1x Hinged door with Plexiglas® window



Item No.	No. Bushings	Type	RAL
30-37020-200/07	-	-	7035
30-37020-201/07	128	HSK 100	7035
30-37020-203/07	256	ISO-SK30	7035
30-37020-204/07	256	ISO-SK40	7035
30-37020-205/07	160	ISO-SK50	7035
30-37020-206/07	256	VDI 40	7035
30-37020-207/07	192	HSK 50	7035
30-37020-208/07	256	HSK 63	7035
30-37020-209/07	192	CAPTO C6	7035

Slotted cabinet body H 2000 mm
8x 4-row frame art. 30-43436 with supports



Item No.	No. Bushings	Type	RAL
30-37220-200/07	-	-	7035
30-37220-201/07	128	HSK 100	7035
30-37220-203/07	256	ISO-SK30	7035
30-37220-204/07	256	ISO-SK40	7035
30-37220-205/07	160	ISO-SK50	7035
30-37220-206/07	256	VDI 40	7035
30-37220-207/07	192	HSK 50	7035
30-37220-208/07	256	HSK 63	7035
30-37220-209/07	192	CAPTO C6	7035

Slotted cabinet body H 2000 mm
8x 4-row frame art. 30-43436 with supports
2x Hinged door



Item No.	No. Bushings	Type	RAL
30-37420-200/07	-	-	7035
30-37420-201/07	128	HSK 100	7035
30-37420-203/07	256	ISO-SK30	7035
30-37420-204/07	256	ISO-SK40	7035
30-37420-205/07	160	ISO-SK50	7035
30-37420-206/07	256	VDI 40	7035
30-37420-207/07	192	HSK 50	7035
30-37420-208/07	256	HSK 63	7035
30-37420-209/07	192	CAPTO C6	7035

Slotted cabinet body H 2000 mm
8x 4-row frame art. 30-43436 with supports
2x Hinged door with Plexiglas® window



When ordering, please enter the product code and replace 07 with the desired colour code.
For information on colours, see page 210.

NC HINGED CABINETS

SERIES 24



Item No.	W	D	H	KG
24-32000/07	1026	555	2000	1850

Cabinet body



Item No.	W	D	H	rows	
30-43354	890	447	80	3	A

Fixed bushing frame

Item No.		
24-30072	20° incline	B

Pair of supports for Fixed bushing frame
Colour: Light grey RAL 7035



Item No.	Front H		Useful H	Lateral H	KG
24-33101/07	100	T	918	459	70

Drawer
W x D= 918 x 459 mm
S= Extension 80-90%
T= Extension 100%



Item No.	W	D	H	KG
24-30036	1000	500	35	80

Adjustable shelf
Finish: Galvanised

COMBINATIONS 1026x555 mm

SERIES 24



PR T
100 T
100 T
PR T

Item No.	No. Bushings	Type	RAL
24-32000-300/07	-	-	7035
24-32000-301/07	42	HSK 100	7035
24-32000-304/07	78	ISO-SK40	7035
24-32000-305/07	48	ISO-SK50	7035
24-32000-308/07	72	HSK 63	7035
24-32000-309/07	60	CAPTO C6	7035

Cabinet with hinged doors H 2000 mm
2x Hinged door
2x Adjustable shelf (PR) - Capacity: 70 kg
2x 3-way frame with supports - Item No. 30-43354
2x Drawer 100 mm - Extension: 100% - Capacity: 100 kg



Item No.	No. Bushings	Type	RAL
24-32000-400/07	-	-	7035
24-32000-401/07	84	HSK 100	7035
24-32000-404/07	156	ISO-SK40	7035
24-32000-405/07	96	ISO-SK50	7035
24-32000-408/07	144	HSK 63	7035
24-32000-409/07	120	CAPTO C6	7035

Cabinet with hinged doors H 2000 mm
2x Hinged door
4x 3-way frame with supports - Item No. 30-43354



PR T
100 T
100 T
PR T

Item No.	No. Bushings	Type	RAL
24-62000-300/07	-	-	7035
24-62000-301/07	42	HSK 100	7035
24-62000-304/07	78	ISO-SK40	7035
24-62000-305/07	48	ISO-SK50	7035
24-62000-308/07	72	HSK 63	7035
24-62000-309/07	60	CAPTO C6	7035

Cabinet with hinged doors H 2000 mm
2x Hinged door in Plexiglas®
2x Adjustable shelf (PR) - Capacity: 70 kg
2x 3-way frame with supports - Item No. 30-43354
2x Drawer 100 mm - Extension: 100% - Capacity: 100 kg



Item No.	No. Bushings	Type	RAL
24-62000-400/07	-	-	7035
24-62000-401/07	84	HSK 100	7035
24-62000-404/07	156	ISO-SK40	7035
24-62000-405/07	96	ISO-SK50	7035
24-62000-408/07	144	HSK 63	7035
24-62000-409/07	120	CAPTO C6	7035

Cabinet with hinged doors H 2000 mm
2x Hinged door in Plexiglas®
4x 3-way frame with supports - Item No. 30-43354

When ordering, please enter the product code and replace 07 with the desired colour code.
For information on colours, see page 210.

NC CABINETS WITH SHUTTER

SERIES 24



Item No.	W	D	H	KG
24-39200/07	1026	600	2000	1850

Cabinet body



Item No.	W	D	H	rows	
30-43354	890	447	80	3	A

Fixed bushing frame

Item No.		
24-30072	20° incline	B

Coppia di supporti per telaio



Item No.	Front H	T	Useful H	Lateral H	KG
24-33101/07	100	T	918	459	70

Drawer
W x D= 918 x 459 mm
T= Extension 100%



Item No.	W	D	H	KG
24-30036	1000	500	35	80

Adjustable shelf
Finish: Galvanised

COMBINATIONS 1026x600 mm

SERIES 24



Item No.	No. Bushings	Type	RAL
24-39200-400/07	-	-	7035
24-39200-401/07	84	HSK 100	7035
24-39200-404/07	156	ISO-SK40	7035
24-39200-405/07	96	ISO-SK50	7035
24-39200-408/07	144	HSK 63	7035
24-39200-409/07	120	CAPTO C6	7035

Cabinet with roller shutter H 2000 mm
1x Tapparella in PVC
4x 3-way frame with supports - Item No. 30-43354



Item No.	No. Bushings	Type	RAL
24-39200-700/07	-	-	7035
24-39200-701/07	63	HSK 100	7035
24-39200-704/07	117	ISO-SK40	7035
24-39200-705/07	72	ISO-SK50	7035
24-39200-708/07	108	HSK 63	7035
24-39200-709/07	90	CAPTO C6	7035

Cabinet with roller shutter H 2000 mm
1x Tapparella in PVC
3x 3-way frame with supports - Item No. 30-43354



Item No.	No. Bushings	Type	RAL
30-23627-000	-	-	7035
30-23627-001	12	HSK 100	7035
30-23627-004	24	ISO-SK40	7035
30-23627-005	15	ISO-SK50	7035
30-23627-008	24	HSK 63	7035
30-23627-009	18	CAPTO C6	7035

Bench frame
W 588 x D 500 x H 255 mm

When ordering, please enter the product code and replace 07 with the desired colour code.
For information on colours, see page 210.

ECOLOGY LINE

To ensure safety in workplaces where hazardous and polluting substances are used, handled or stored, it is essential to adopt appropriate solutions for the containment, transport and prevention of environmental contamination.
The ECOLOGIA line includes safety cabinets for hazardous substances, trolleys for transporting drums, collection tanks and containment materials for polluting liquids.

- Safety cabinets
- Containers for waste
- Trolleys and tanks for the containment of liquids
- Equipment for controlling the leakage of polluting liquids



Safety cabinets

Hazardous substance cabinets are storage solutions designed to ensure maximum safety in the use and storage of hazardous chemicals (flammable, corrosive, toxic, oxidising). Designed in accordance with national and international regulations and constructed from sturdy painted steel sheet, they guarantee protection against corrosion. Inside, thanks to the 25 mm pitch perforation of the uprights, it is possible to insert liquid collection trays with the option of height adjustment. Battery storage cabinets are suitable for storing and recharging batteries and, thanks to a patented system, they secure the structure in the event of a fire. The cylinder cabinets are suitable for the safe storage of cylinders in extreme environments thanks to the galvanised finish of the structure.



Cabinets for storing flammable liquids or plant protection products
Cabinet designed for the insertion of containment tanks.
With slotted hinged doors for proper ventilation of the interior. With signage label in accordance with Italian Legislative Decree 81/08



Cabinets for battery storage
In the event of fire or overheating of a lithium battery, the shelves automatically tip over, allowing the batteries to fall into the water-filled tank water tank at the base.
This extinguishes the flame and prevents selfcombustion.



Gas cylinder cabinets
Galvanised steel cabinet for compressed gas cylinders, with a sturdy structure, protruding roof for protection from the elements, padlockable door, access ramp and provision for anchoring to the ground.
Available in various sizes.

Containers for scrap and containment tanks

Tilting containers are a practical and safe solution for collecting and handling scrap, waste and processing residues, allowing you to optimise time and resources during collection, transport and unloading. Thanks to the tilting mechanism, the material can be emptied quickly, directly and safely within the dedicated collection areas.
The sturdy structure and compatibility with forklift trucks make these skips ideal for production environments, workshops and construction sites. Containment tanks are essential equipment for storing drums, 1000-litre tanks, jerry cans and other containers of liquids that are polluting and hazardous to people and the environment.



Tilting containers for waste
Tilting containers with fork-liftable base that can be lifted with a forklift. Complete with release system for safe tipping of the tank.



Drum and small tank collection tank
The drum and small tank collection tanks are made of high-strength sheet steel. A grated shelf allows liquids to drain into the tank.



Trolley with collection tank
Trolleys with collection tanks are ideal for moving drums easily and safely. Made of high-strength steel sheet with a grated shelf that allows liquids to drain into the tank.



Collection tanks with canopy
The closed collection tanks are made of sheet steel and protect the drums and small tanks from the elements in a safe manner.
Available in 2 versions: with canopy and closed.

TECHNICAL INFO

Safety cabinets with hinged doors for storing hazardous materials

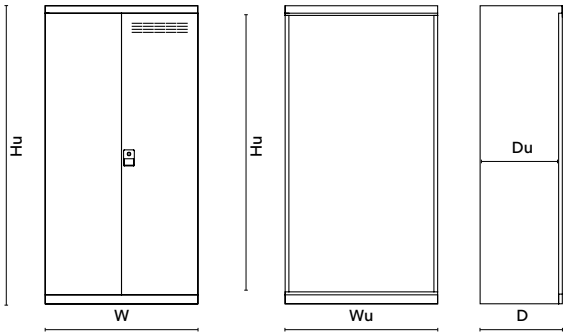

Item No.	W	Wu	D	Du	H	Hu
63-11060-00/121	1026	1000	555	500	1000	850
63-12060-00/121	1026	1000	555	500	2000	1850
63-11070-00/02	1026	1000	555	500	1000	850
63-12070-00/02	1026	1000	555	500	2000	1850

Safety cabinets for storing batteries

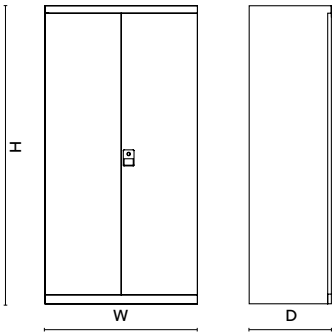

Item No.	W	D	H
63-10011-00	1000	460	1800

Gas cylinder cabinets

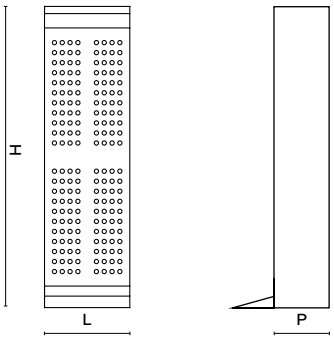

Item No.	W	D	H
63-10021-00	600	400	2100
63-10022-00	600	600	2100
63-10023-00	1200	950	2100

BIG BAG door with movable uprights

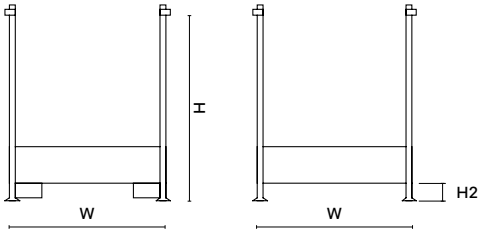

Item No.	W	D	H	H2	KG
63-90000-00	1060	1060	1340	200	1000

Tilting containers for scrap

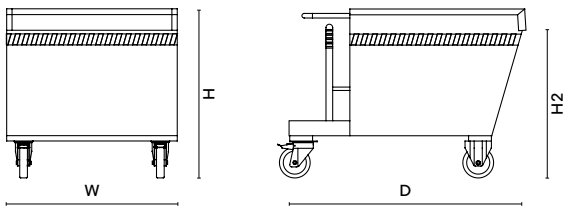

Item No.	W	D	H	H2	V
63-30011-00	1000	1300	1100	755	400
63-30012-00	980	1400	890	800	500
63-30013-00	1110	1400	1040	940	800

W Width mm **Wu** Useful width mm **D** Depth mm **Du** Useful depth mm **H** Height mm **Hu** Useful height mm

Collection tanks for drums and small tanks

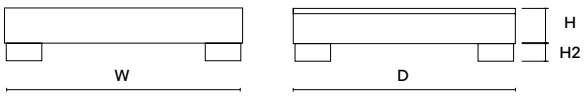

Item No.	W	D	H	H2	V		
63-30021-00	860	860	430	100	210	1x200 L	-
63-30022-00	1340	850	330	100	230	2x200 L	-
63-30023-00	1340	1250	300	100	280	4x200 L	-
63-30031-00	1650	1350	640	100	280	-	1x1000 L

Covered, leak-proof collection tanks for drums

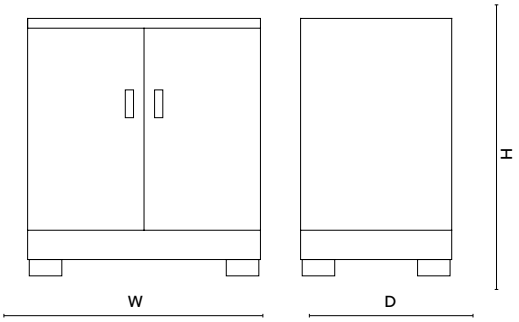

Item No.	W	D	H	V	
63-40011-00	870	870	1710	224	1x200 L
63-40012-00	1430	930	1580	230	2x220 L
63-40013-00	1430	1330	1580	330	4x220 L

Safety cabinets for battery storage Collection tanks with raised edges for small tanks

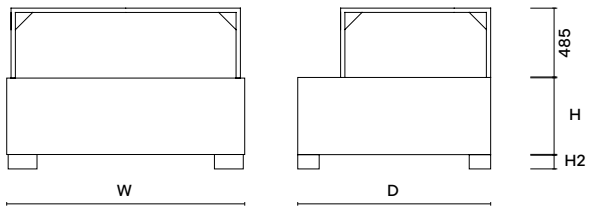

Item No.	W	D	H	H2	V	
63-30032-00	1650	1350	540	100	1000	1x1000 L
63-30033-00	2720	1650	250	100	1000	2x1000 L

Trolley with collection tank

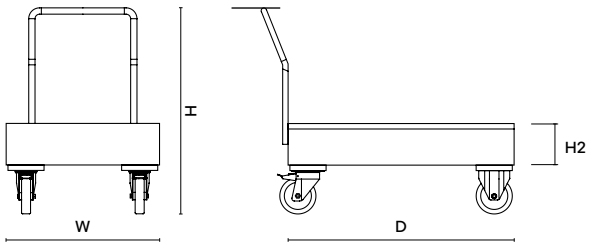

Item No.	W	D	H	H2	V	
63-30024-00	850	1340	1170	300	230	2x200 L

Collection tanks with canopy for small tanks

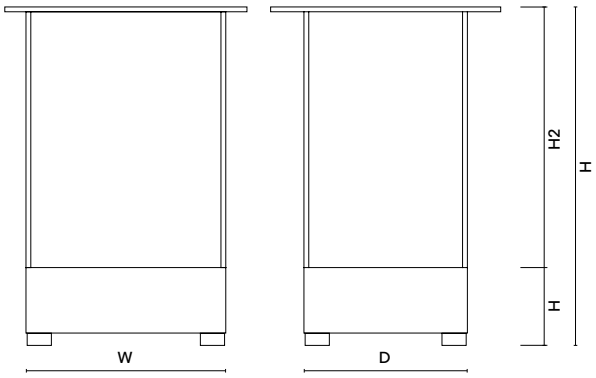

Item No.	W	D	H	H2	V	
63-40021-00	1650	1340	580	2100	1060	1x1000 L
63-40022-00	2680	1250	420	2100	1070	2x1000 L

Open tanks

Item No.	W	D	H	H2	V	
63-40023-00	1500	1500	2690	-	1050	1x1000 L
63-40024-00	2600	1500	2350	-	1150	2x1000 L

Closed tanks

ECOLOGY LINE SWING DOORS - 1026x555 mm

SERIES 63



Item No.	W	D	H	RAL
63-11060-00/121	1026	555	1000	1021

Cabinet with hinged doors for liquid storage and collection

2x Slatted hinged door
1x Containment tray 1000x500x35 mm H
1x Containment tray 1000x500x70 mm H



Item No.	W	D	H	RAL
63-12060-00/121	1026	555	2000	1021

Cabinet with hinged doors for liquid storage and collection

2x Slatted hinged door
3x Containment tray 1000x500x35 mm H
1x Containment tray 1000x500x70 mm H



Item No.	W	D	H	RAL
63-11070-00/02	1026	555	1000	6011

Cabinet with hinged doors for storing plant protection products

2x Slatted hinged door
1x Containment tray 1000x500x35 mm H
1x Containment tray 1000x500x70 mm H



Item No.	W	D	H	RAL
63-12070-00/02	1026	555	2000	6011

Cabinet with hinged doors for storing plant protection products

2x Slatted hinged door
3x Containment tray 1000x500x35 mm H
1x Containment tray 1000x500x70 mm H

W Width mm **D** Depth mm **H** Height mm



Item No.	W	D	H
63-10011-00	1000	460	1800

Lithium battery storage cabinet
3x Shelves
1x Bottom tray



Item No.
63-10091-00

Smoke alarm



Item No.
63-10092-00

3x 6x220 V power strip
Residual current device with circuit breaker IT/DE/ES

Item No.
63-10093-00

3x 10x220 V power strip
Residual current device with IT/DE/ES circuit breaker

220 V 16A power supply electrical system



Item No.	W	D	H	No. of cylinders	Finish
63-10021-00	600	400	2100	2	galvanised
63-10022-00	600	600	2100	4	galvanised
63-10023-00	1200	950	2100	12	galvanised

Cabinet for storing gas cylinders
Cylinder capacity: Ø 230 mm / 50 litres

CONTAINERS
FOR SCRAPS
SERIES 63



Item No.	W	D	H	RAL
63-30011-00	1000	1300	1100	5010

Tilting waste container
Capacity: 400 lt
Capacity: 800 kg
Wheels: Ø 175 mm



Item No.	W	D	H	RAL
63-30012-00	980	1400	890	5010

Tilting waste container
Capacity: 500 lt
Capacity: 1000 kg
Wheels: Ø 175 mm



Item No.
63-30015-00

Hydraulic piston



Item No.	W	D	H	RAL
63-30013-00	1110	1400	1040	5010

Tilting waste container
Capacity: 800 lt
Capacity: 1350 kg
Wheels: Ø 175 mm



Item No.
63-30014-00

Settling tank



Item No.	W	D	H	RAL	
63-30021-00	860	860	430	5010	1x220 L

Collection tank for drums
Capacity: 210 lt



Item No.	W	D	H	RAL	
63-30022-00	1340	850	330	5010	2x220 L

Collection tank for drums
Capacity: 230 lt



Item No.	W	D	H	RAL	
63-30023-00	1340	1250	300	5010	1x220 L

Collection tank for drums
Capacity: 280 lt



Item No.	W	D	H	RAL	
63-30024-00	1340	850	418	5010	2x220 L

Trolley with tank
Capacity: 230 lt

LIQUIDS

SERIES 63



Item No.	W	D	H	RAL	
63-30031-00	1650	1350	640	5010	1x1000 L

Collection tank for small cisterns
Capacity: 1000 lt



Item No.	W	D	H	RAL	
63-30032-00	1650	1350	640/1125	5010	1x1000 L

Collection tank with raised edge for 1 small cistern
Capacity: 1000 lt



Item No.	W	D	H	RAL	
63-30033-00	2720	1650	350/890	5010	2x1000 L

Collection tank with raised edge for 2 small tanks
Capacity: 1000 lt

W Width mm D Depth mm H Height mm No. of drums No. of small tanks

DRUM COVERS

SERIES 63



Item No.	W	D	H	RAL	
63-40011-00	870	870	1710	--	1x220 L

Covered leak-proof collection tank for 1 drum
Capacity: 224 lt
1x Door



Item No.	W	D	H	RAL	
63-40012-00	1430	930	1580	--	2x220 L

Covered watertight collection tank for 2 drums
Capacity: 230 lt
2x Door



Item No.	W	D	H	RAL	
63-40013-00	1430	1330	1580	--	4x220 L

Covered leak-proof collection tray for 4 drums
Capacity: 330 lt
2x Door



Item No.	W	D	H
63-40014-00	1410	950	1700

Outdoor liquid storage
4x Shelf

COLLECTION TANKS

WITH ROOF FOR SMALL TANK

SERIES 63



Item No.	W	D	H	RAL	
63-40021-00	1650	1340	580	--	1x1000 L

Covered watertight collection tank for 1 small cistern
Canopy dimensions: 2000x1900x2110 mm h
Capacity: 1060 lt



Item No.	W	D	H	RAL	
63-40022-00	2680	1250	420	--	2x1000 L

Covered watertight collection tank for 2 small tanks
Canopy dimensions: 3500x1900x2110 mm h
Capacity: 1070 lt



Item No.	W	D	H	RAL	
63-40023-00	1500	1500	2690	--	1x1000 L

Watertight polyethylene containment tanks for 1 small tank



Item No.	W	D	H	RAL	
63-40024-00	2600	1500	2350	--	2x1000 L

Watertight polyethylene containment tanks for 2 small tanks



Item No.	W	D	H	RAL	
63-40025-00	3100	2150	2400/2500	--	2x1000 L

Polyethylene containment tanks with canopy for 2 small tanks



Item No.	W	D	H	KG	V
63-90001-00	900	900	1200	1000	1000

BIG BAG sackpanels



Item No.	W	D	H	KG	RAL
63-90000-00	1060	1060	1340	1000	zincato

BIG BAG holder with mobile uprights
Capacity 1000 kg

SPILLAGE OF POLLUTING LIQUIDS



Item No.	Dimensions	
63-90002-00	410x460 mm	100

Oil absorbent cloths
Absorption capacity: 0,6 litres



Item No.	Dimensions	
63-90003-00	Ø 76x1220 mm	15

Oil-absorbent socks
Absorption capacity: 5,5 litres



Item No.	Dimensions	
63-90004-00	Ø 130x3000 mm	4

Oil absorbent socks
Absorption capacity: 33,5 litres



Item No.	Dimensions	
63-90005-00	Ø 76x1220 mm	15

Universal liquid-absorbent socks
Absorption capacity: 5 litres



Item No.	Dimensions	
63-90006-00	41x46 mt	-

Universal liquid absorbent rolls
Absorption capacity: 108 litres



Item No.	Dimensions	
63-90007-00	410x460 mm	100

Universal liquid absorbent cloths
Absorption capacity: 1,2 litres



Item No.	Dimensions
63-90008-00	86cm x 30 mt

Adhesive absorbent rolls for universal liquids
Absorption capacity: 79,5 litres



Item No.	Dimensions
63-90009-00	sacco da 8 kg

ÖKO-C powder absorbent for oils
Absorption capacity: 44 litres



Item No.	Dimensions
63-90010-00	sacco da 16 kg

ÖKO-C granulated absorbent for oils
Absorption capacity: 60 litres

Q.ty per package



Item No.	Dimensions
63-90011-00	6,5 kg bag

Absorbent granules
Absorption capacity: 45 litres



Item No.	Dimensions
63-90012-00	20 kg bag

Sepiolite powder
Absorption capacity: 16 litres



Item No.	Dimensions
63-90013-00	20 kg bag

Sepiolite granules
Absorption capacity: 16 litres



Item No.	Dimensions
63-90014-00	480x560x935 mm h

120 litre oil container kit
Absorption capacity: 124 litres

Contents
50x Cloths 41x46 cm
6x Cushions 46x46 cm
12x Socks Ø 7.6x122 cm
1x Protec Kit

Item No.
KIR120O

Accessory replacement kit



Item No.	Dimensions
63-90015-00	480x560x935 mm h

120 litre universal liquid container kit
Absorption capacity: 158 litres

Contents
50x Cloths 41x46 cm
6x Cushions 46x46 cm
12x Socks Ø 7.6x122 cm
1x Protec Kit

Item No.
KIR120U

Accessory replacement kit



Item No.	Dimensions
63-90016-00	480x560x935 mm h

120 litre container kit for chemical products
Absorption capacity: 186 litres

Contents
50x Cloths 41x46 cm
6x Cushions 46x46 cm
12x Socks Ø 7.6x122 cm
1x Protec Kit

Item No.
KIR120C

Accessory replacement kit

SPILLAGE OF POLLUTING LIQUIDS



Item No.	Dimensions
63-90017-00	Ø 320x510 mm h

Watertight container kit for 30 litre oil drums
Absorption capacity: 31 litres

Contents
20x Cloths 41x46 cm
4x Socks Ø 7,6X122 cm
1x Protec Kit

Item No.
KIR030O

Accessory replacement kit



Item No.	Dimensions
63-90018-00	Ø 410x630 mm h

Watertight container kit for 60 litre oil drums
Absorption capacity: 69 litres

Contents
30x Cloths 41x46 cm
4x Cushions 46x46 cm
5x Socks Ø 7,6X122 cm
1x Protec Kit

Item No.
KIR060O

Accessory replacement kit



Item No.	Dimensions
63-90019-00	Ø 320x510 mm h

Watertight container kit for 120 litre oil drums
Absorption capacity: 149 litres

Contents
100x Cloths 41x46 cm
2x Socks Ø 13X300 cm
1x Pair of protective goggles
1x Pair of protective gloves
1x Protec Kit

Item No.
KIR110O

Accessory replacement kit



Item No.	Dimensions
63-90020-00	Ø 410x630 mm h

60 litre watertight container kit for universal liquids
Absorption capacity: 70 litres

Contents
20x Cloths 41x46 cm
4x Cushions 46x46 cm
5x Socks Ø 7.6x122 cm
1x Protec Kit

Item No.
KIR045U

Accessory replacement kit



Item No.	Dimensions
63-90021-00	Ø 496x800 mm h

60 litre watertight container kit for universal liquids
Minimum absorption: 30 litres

Contents
15 kg. absorbent powder
SOLFONET GREEN (3 x 5 kg buckets)
2x Acid absorbent socks
1x Disposable coverall
1x Pair of acid-resistant gloves
1x Broom and dustpan kit
3x Waste disposal bags
1x of protective goggles
1x Protective mask

Item No.
KIR351PG.27

Accessory replacement kit



Item No.	Dimensions
63-90022-00	5 kg bucket

SOLFONET GREEN in polvere
Absorption: 1 litre
(density 1.27 kg/dm3) and approx. 0.5 kg



Item No.	Dimensions
63-90023-00	580x460x1000 mm h

Emergency spill absorbent kit for universal liquids in wheeled cabinet
Minimum absorption: 175 litres

Contents
1x Absorbent roll 41 cm x 46 mt
7x Socks 7,6x122 cm
2x Cushions 25x25 cm
1x Bag of absorbent granules
1x Broom and dustpan kit
1x Pair of protective goggles
1x Pair of gloves
5x Waste collection bags

Item No.
KIR04RU

Accessory replacement kit



Item No.	Dimensions
63-90024-00	580x460x1000 mm h

Emergency spill absorbent kit for universal liquids in wheeled cabinet
Minimum absorption: 201 litres

Contents
1x Absorbent roll 41 cm x 46 mt
7x Socks 7,6x122 cm
2x Cushions 25x25 cm
1x Bag of absorbent granules
1x Broom and dustpan kit
1x Pair of protective goggles
1x Pair of gloves
5x Waste collection bags

Item No.
KIR04RO

Accessory replacement kit



Item No.	Dimensions
63-90025-00	580x460x1000 mm h

Emergency spill absorbent kit for universal liquids in wheeled cabinet
Minimum absorption: 181 litres

Contents
1x Absorbent roll 41 cm x 46 mt
7x Socks 7,6x122 cm
2x Cushions 25x25 cm
1x Bag of absorbent granules
1x Broom and dustpan kit
1x Pair of protective goggles
1x Pair of gloves
5x Waste collection bags

Item No.
KIR04RC

Accessory replacement kit



Item No.	Dimensions
63-90026-00	320x250x380 mm h

Emergency kit in wall-mounted metal cabinet
Minimum neutralising absorption: 10 litres

Contents
5 kg. absorbent powder
SOLFONET GREEN
4x aAcid-absorbent cloths
1x Pair of acid-resistant gloves
1x Broom and dustpan kit
1x Waste disposal bag
1x Pair of safety goggles
1x Protective mask

Item No.
KIR351MG

Accessory replacement kit



Item No.	Dimensions
63-90027-00	530x300x630 mm h

Emergency kit in wall-mounted metal cabinet
Minimum neutralising absorption: 35 litres

Contents
17,5 kg. absorbent powder
SOLFONET GREEN
(3 x 5 kg buckets + 1 x 2.5 kg pack)
2x Acid-absorbent socks
1x Pair of acid-resistant gloves
1x Broom and dustpan kit
3x Waste disposal bags
1x Pair of safety goggles
1x Protective mask

Item No.
KIR351MG.27

Accessory replacement kit



Item No.	Dimensions
63-90028-00	530x300x1000 mm h

Emergency kit in wall-mounted metal cabinet
Minimum neutralising absorption: 70 litres

Contents
SOLFONET GREEN (7 secchi da 5 kg.)
2x Acid-absorbent socks
1x Pair of acid-resistant gloves
1x Broom and dustpan kit
4x Waste disposal bags
1x Pair of safety goggles
1x Protective mask

Item No.
KIR351MG.54§

Accessory replacement kit

SPILLAGE OF POLLUTING LIQUIDS



Item No.	Dimensions	Thickness
63-90030-00	460x460 mm	8 mm
63-90031-00	460x460 mm	13 mm
63-90032-00	610x610 mm	8 mm
63-90033-00	610x610 mm	13 mm
63-90034-00	910x910 mm	8 mm
63-90035-00	910x910 mm	13 mm

Manhole cover mat



Item No.	Dimensions	V
63-90036-00	600x400x155 mm h	20
63-90037-00	1000x600x175 mm h	60
63-90038-00	1200x800x175 mm h	100

PE containment platform with grid



Item No.	Dimensions
63-90029-00	1320x1320x155 mm h

Modular collection floor

V Volume (L)


TENERE CHIUSO
KEEP CLOSED

RACKS WITH
DRAWERS AND SHELVES

Shelves with drawers and shelves are the ideal solution for the orderly storage of various types of materials. Thanks to accessories such as hinged doors, sliding doors, roller shutters and vertical drawers for storing NC tools, everything remains safe and protected from dirt.
The modularity of the structures allows them to be adapted to any working environment according to your needs.

- High flexibility
- Great stability and sturdiness
- Vertical and horizontal drawers
- Separators for organising drawers



Shelves with drawers

Structure in top-quality welded steel sheet, painted with high-resistance products to ensure durability and protection over time. Hinged, sliding and roller shutter doors can be installed.



Drawers and pull-out shelves
The drawers and shelves slide on multiple 3 mm thick Guidess with ball bearings. This allows for a high load capacity.



Adjustable shelves
Thanks to their structure, they can be moved in height in 25 mm increments. Their design allows them to support heavy loads.



Hinged doors, sliding doors and roller shutters
Thanks to their top-quality components, the structures are durable and resistant to stress, are essential for keeping stored materials safe.



Vertical drawers for NC tools
Thanks to the configuration and high load capacity of the vertical drawers, it is possible to store large spindles. The components allow for easy and safe sliding.

Racks with shelves

Shelves made of high-strength steel sheet. Available in 4 depths, 2 widths and 5 heights. The sides, thanks to the 25 mm pitch slotting, allow you to configure the structure according to your needs. Available in various finishes.



Shelves
Shelves with 4 hooks as standard for adjustment.
Made of sturdy galvanised sheet metal, they are 35 mm thick and have a load capacity of up to 70 kg.



Drawers
Available in a single size for 1000x500 mm tops. Two different types of drawer pull-out: simple with a load capacity of 20 kg and telescopic with a maximum load capacity of 50 kg.



Crossbars and rear closures
Components to optimise the stability of the structure. The rear closures prevent material from falling out of the rear of the shelf.



Dividers
Ideal for dividing the width of adjustable shelves. Available in 2 different versions:
full height and partial height.

Modular container holder structures

Modular structures for storing ATHENA, COMPAT and RK series boxes. The structures must be accompanied by stiffening crossbars and anchored to the ground using fixing plugs. COMPAT box cabinets are available in 2 heights with adjustable shelves.



Shelves for ATHENA or COMPAT containers
Modular structure composed of sides with 25 mm slots. Thanks to their design, the Guidess
their shape, allow a load of 50 kg.



Shelves for RK containers
The preconfigured structure can accommodate RK containers and, thanks to its structure.
The shelves allow the boxes to be safely removed without the risk of accidental falls.



RK container shelves
Monobloc structure
for storing RK series containers.
Available in 4 depths.



COMPAT container cabinets
Monobloc structure in high-strength painted sheet steel. COMPAT containers sizes 1 and 2 can be stored inside.

SERIES 33
Depth 707 mm

Shelves with drawers and shelves



SERIES 33
Depth 554 mm

Shelves with drawers and shelves



SERIES 33
Depth 707 mm

Shelves with vertical drawers



COLOURS

- 04 RAL 5012 LIGHT BLUE
- 07 RAL 7035 LIGHT GREY
- 18 RAL 5005 SIGNAL BLUE
- 25 RAL 7016 ANTHRACITE GREY

Other colours available on request

SERIES 50/52/57/59
Width 1000/1300 mm

Rack with shelves

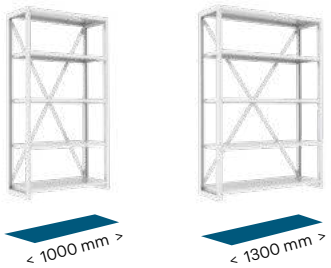

COLOURS

- 04 RAL 5012 LIGHT BLUE
- 07 RAL 7035 LIGHT GREY
- 18 RAL 5005 SIGNAL BLUE
- 25 RAL 7016 ANTHRACITE GREY
- ZI GALVANISED

Other colours available on request

SERIES 21
Container cabinets



COLOURS

- 07 RAL 7035 LIGHT GREY

Other colours available on request

SERIES 73/74
Athena and Compat container storage racks

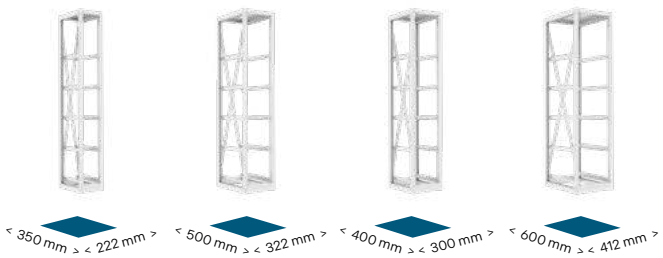

COLOURS

- 07 RAL 7035 LIGHT GREY
- ZI GALVANISED

Other colours available on request

SERIES 72
RK container racks



COLOURS

- ZI GALVANISED

RK container storage boxes



- 01 RAL 7000 GREY

SERIES 33





Components

1	Sides
2	Side walls
3	Universal shelves
4	Rear closures
5	Crossbars
6	Universal walls
7	Bottom closure
8	Drawers
9	Removable shelves
10	Doors with shutters
11	Sliding doors
12	Hinged doors
13	Vertical drawers
14	Bushing door frames

SERIES 50/52



Components

1	Sides
2	Adjustable shelves
3	Crossbars
4	Rear closures
5	Side closures
6	Central closures
7	Drawers
8	Partial height dividers
9	Full-height dividers
10	Side walls
11	Bases

SERIES 21/72/73/74



Components

1	Side panels
2	Adjustable shelves
3	Crossbars
4	Guidess
5	Bases
6	Upper shelves
7	Cabinet
8	RK BOX
9	Base for RK BOX

TECHNICAL INFO

Series 33 shelves with drawers

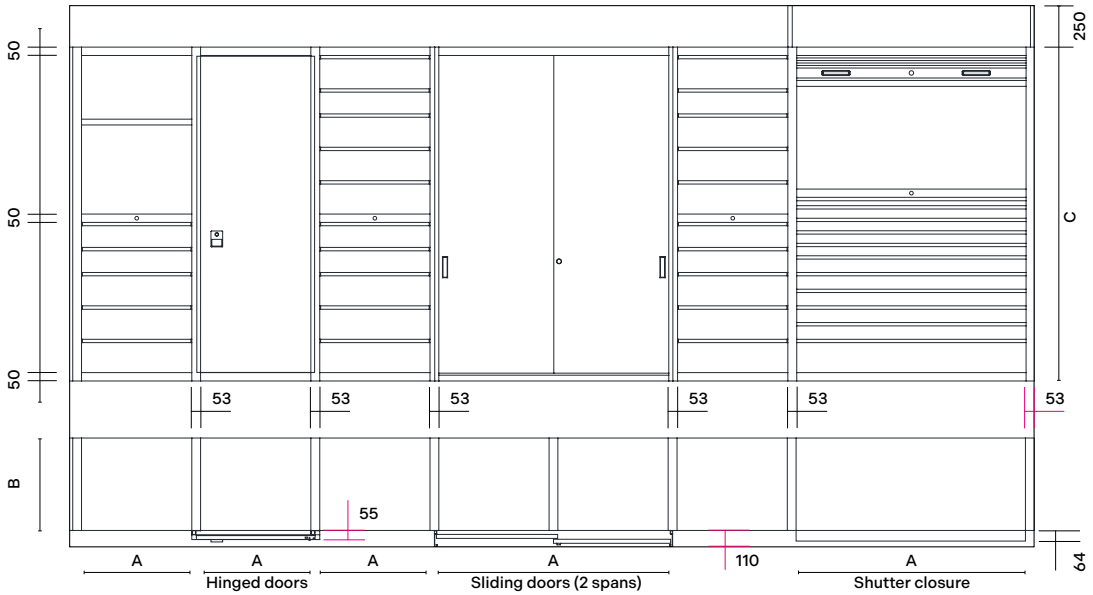

C - Sides

H Side panel	B	No. of universal shelves	Useful H	Useful H with intermediate shelves	KG
1000	554/707	2	900	-	5500
1450	554/707	2	1350	-	5000
2000	554/707	2	1900	-	4500
2000	554/707	3	18500	800-1200	5500
2200	554/707	3	900	900-1300	5500
2500	554/707	3	900	1050-1450	5250

A - Spans

W Span mm/Eh	Wu Span mm
714/36 Eh	661
867/45 Eh	814
1020/54 Eh	967
1190/64 Eh	1137
1428/78 Eh	1375

Shelves

W Shelve mm/Eh	D mm/Eh	D mm/Eh	KG
661/36 Eh	552/27 Eh	705/36 Eh	200
814/45 Eh	552/27 Eh	705/27 Eh	200
967/54 Eh	552/27 Eh	705/27 Eh	200
1137/64 Eh	552/27 Eh	705/27 Eh	200
1375/78 Eh	552/27 Eh	705/27 Eh	200

W Width mm **Wu** Useful width mm **D** Depth mm KG Capacity

Series 33 shelves with vertical drawers

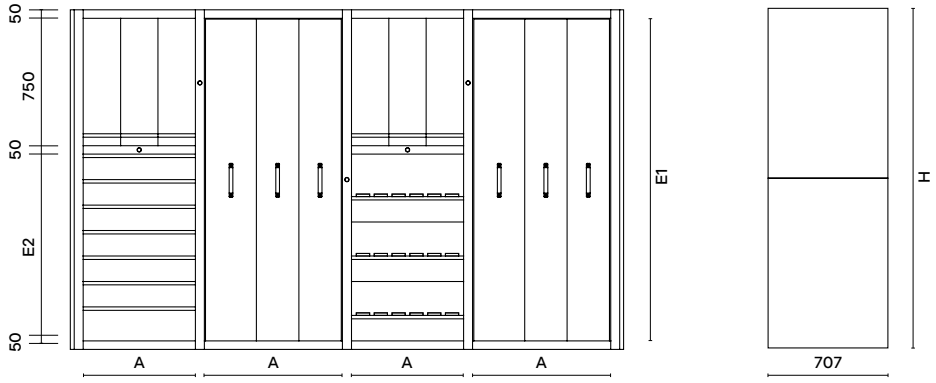

E1 = Useful height of drawers at full height

H Side panel	Hu E1
2000	1900
2200	2100
2500	2400

E2 = Useful height of drawers at partial height 750 mm

H Side panel	Hu E2
2000	1100
2200	1300
2500	1600

A - Spans

W Span mm/Eh	Wu Span mm
714/36 Eh	661
867/45 Eh	814
1020/54 Eh	967

E - Drawer width

W Frontale mm	Wu X2 mm	Wu X/X mm
125	93	-
150	118	68/68
175	143	68/93
200	168	93/93
220	-	93/105
250	218	118/118
300	268	143/143
330	-	143/168

TECHNICAL INFO

Series 50/52

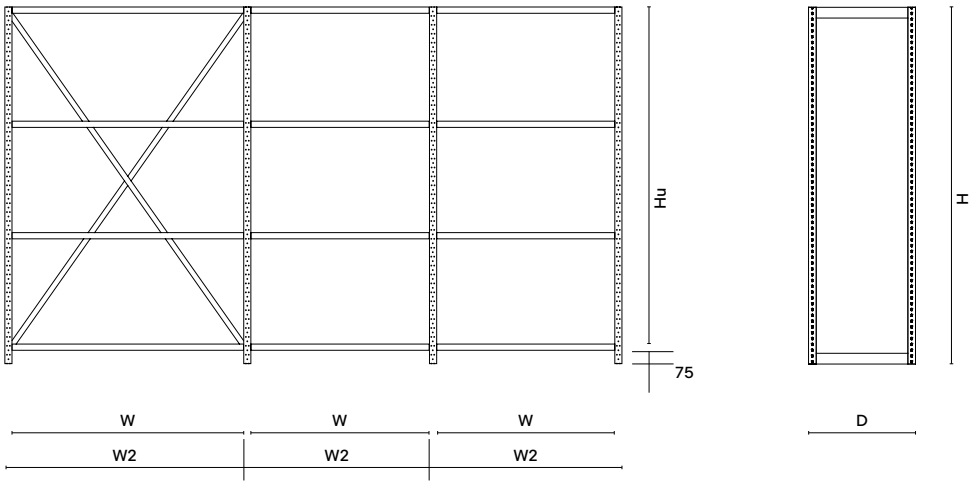

Sides

H Side panel mm	Hu	D	KG
1000	855	300	2300
2000	1855	300	2300
2200	2055	300	2300
2500	2355	300	2300
3000	2855	300	2300
1000	855	400	2300
2000	1855	400	2300
2200	2055	400	2300
2500	2355	400	2300
3000	2855	400	2300
1000	855	500	2300
2000	1855	500	2300
2200	2055	500	2300
2500	2355	500	2300
3000	2855	500	2300
1000	855	600	2300
2000	1855	600	2300
2200	2055	600	2300
2500	2355	600	2300
3000	2855	600	2300

Shelves

W	D	n° rinforzi	KG
1000	300	-	50
1000	400	-	50
1000	400	1	100
1000	500	-	50
1000	500	1	100
1000	500	2	150
1000	600	-	50
1000	600	1	100
1000	600	2	150
1300	300	-	50
1300	400	-	50
1300	400	1	100
1300	500	-	50
1300	500	1	100
1300	500	2	150
1300	600	-	50
1300	600	1	100
1300	600	2	150

A - Spans

W	Wu
1040	1000
1340	1300

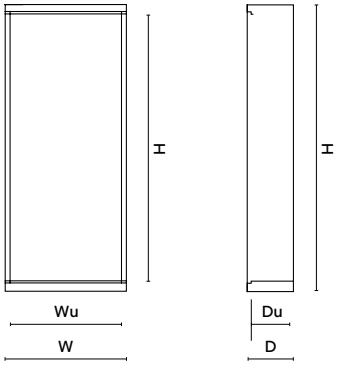

Cabinet for containers, series 21

W	Wu	H	Hu	D	Du
700	980	1650	1535	270	240
700	980	2000	1885	270	240

W Width mm **Wu** Useful width mm **D** Depth mm **Hu** Useful height mm **H** Height mm KG Capacity

Series 73/74 shelves

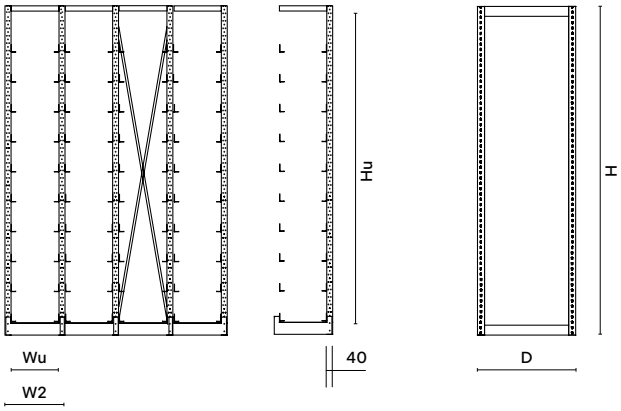

Sides

H Side panel mm	Hu Side panel mm	D	KG
1100	972	350	600
2000	1872	350	600
1100	972	400	600
2000	1872	400	600
1000	972	500	600
2000	1872	500	600
1100	972	600	600
2000	1872	600	600

Guidess

W	KG
1100	600
2000	600
1100	600
2000	600

Spans

W	W2
222	262
322	362
310	350
410	450

Series 72 shelving

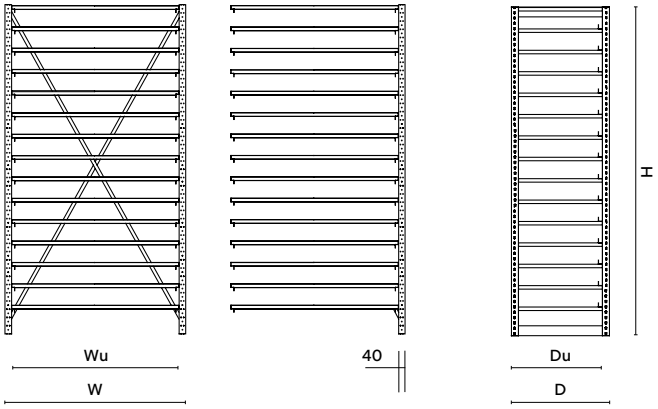

RK BOX

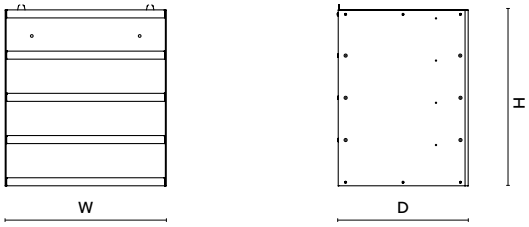

Sides

W	Wu	H Side panel	D	Du
1100	980	1086	630	600
1100	980	1086	630	500
1100	980	1086	430	400
1100	980	1086	430	300
1100	980	1996	630	600
1100	980	1996	630	500
1100	980	1996	430	400
1100	980	1996	430	300

W	D	H
500	300	546
500	400	546
500	500	546
500	600	546

SHELF WITH DRAWERS AND SHELVES 27 Eh

SERIES 33





Item No.	W	D	H Rack
33-50010/07	53	554	1000
33-50014/07	53	554	1450
33-50020/07	53	554	2000
33-50022/07	53	554	2200
33-50025/07	53	554	2500

Sidewalls
Other sizes available on request



Item No.	W	D	H Rack	Pcs.
33-55100/07	23	554	1000	1
33-55145/07	23	554	1450	1
33-55200/07	23	554	2000	2
33-55220/07	23	554	2200	2
33-55250/07	23	554	2500	2

Side walls
Other sizes available on request



Item No.	Type
04-00046	M10x110

Pair of dowels



H	Item No. Span				
Shelf	36 Eh	45 Eh	54 Eh	64 Eh	78 Eh
1000	32-13610/07	32-14510/07	32-15410/07	32-16410/07	32-17810/07
1450	32-13614/07	32-14514/07	32-15414/07	32-16414/07	32-17814/07
2000	32-13620/07	32-14520/07	32-15420/07	32-16420/07	32-17820/07
2200	32-13622/07	32-14522/07	32-15422/07	32-16422/07	32-17822/07
2500	32-13625/07	32-14525/07	32-15425/07	32-16425/07	32-17825/07

Rear walls
Other sizes available on request

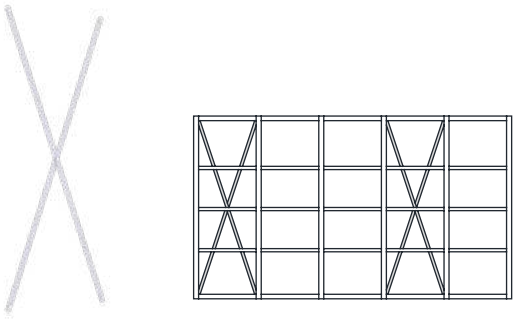

Item No.	W Span	W Span Eh	H Rack
32-13710	714	36	1000/1450
32-13720	714	36	2000/2500
32-14610	867	45	1000/1450
32-14620	867	45	2000/2500
32-15510	1020	54	1000/1450
32-15520	1020	54	2000/2500
32-16510	1190	64	1000
32-16514	1190	64	1450
32-16520	1190	64	2000/2500
32-17910	1428	78	1000
32-17914	1428	78	1450
32-17920	1428	78	2000/2500

Stiffening crossbars
Colour: Galvanised
1x Cross brace every 3 spans
Other sizes available on request



	Span					
Item No.	mm	Eh	Wu	D	H	KG
33-51036/07	714	36	661	552	50	200
33-51045/07	867	45	814	552	50	200
33-51054/07	1020	54	967	552	50	200
33-51064/07	1190	64	1137	552	50	200
33-51078/07	1428	78	1375	552	50	200

Universal shelves



	Span					
Item No.	mm	Eh	Wu	D	H	KG
33-52035/07	714	36	661	552	35	200
33-52045/07	867	45	814	552	35	200
33-52055/07	1020	54	967	552	35	200
33-52065/07	1190	64	1137	552	35	200
33-52075/07	1428	78	1375	552	35	200

Adjustable shelves

When ordering, please enter the product code and replace 07 with the desired colour code.
For information on colours, see page 292.

SHELF WITH DRAWERS AND SHELVES 27 Eh

SERIES 33



A Upper shelf

B Lower shelf

Item No.	Span mm	Span Eh				KG	
33-51132/07	714	36	661	552	50	50	A
33-51134/07	714	36	661	552	50	200	B
33-51142/07	867	45	814	552	50	50	A
33-51144/07	867	45	814	552	50	200	B
33-51152/07	1020	54	967	552	50	50	A
33-51154/07	1020	54	967	552	50	200	B
33-51162/07	1190	64	1137	552	50	50	A
33-51164/07	1190	64	1137	552	50	200	B
33-51172/07	1428	78	1375	552	50	50	A
33-51174/07	1428	78	1375	552	50	200	B

Plans for partial height locks



A Upper shelf

B Lower shelf

Item No.	D Eh	Useful H
33-53030	27	300
33-53045	27	450
33-53060	27	600
33-53070	27	700
33-53075	27	750
33-53090	27	900
33-53105	27	1050
33-53122	27	1225
33-53135	27	1350
33-53152	27	1525

Partial height locking system
Other sizes available on request



C Upper shelf

D Middle shelf

B Lower shelf

Item No.	Span mm	Span Eh				KG	
33-51131/07	714	36	661	552	50	50	C
33-51133/07	714	36	661	552	50	50	D
33-51134/07	714	36	661	552	50	200	B
33-51141/07	867	45	814	552	50	50	C
33-51143/07	867	45	814	552	50	50	D
33-51144/07	867	45	814	552	50	200	B
33-51151/07	1020	54	967	552	50	50	C
33-51153/07	1020	54	967	552	50	50	D
33-51154/07	1020	54	967	552	50	200	B
33-51161/07	1190	64	1137	552	50	50	C
33-51163/07	1190	64	1137	552	50	50	D
33-51164/07	1190	64	1137	552	50	200	B
33-51171/07	1428	78	1375	552	50	50	C
33-51173/07	1428	78	1375	552	50	50	D
33-51174/07	1428	78	1375	552	50	200	B

Plans for full-height locks
Colour: Light grey RAL 7035



C Upper shelf

D Middle shelf

B Lower shelf

Item No.	D Eh	H Rack	Useful H H1+H2
33-53200	27	2000	900+950
33-53220	27	2200	900+1150
33-53250	27	2500	900+1450

Full height closure system
Other sizes available on request

W Width mm Wu Useful width mm D Depth mm H Height mm KG Capacity



Span

Item No.	W	W Eh	Useful W	Useful D	H	KG
33-52038/07	714	36	661	467	28	70
33-52048/07	867	45	814	467	28	70
33-52058/07	1020	54	967	467	28	70
33-52068/07	1190	64	1137	467	28	70
33-52078/07	1428	78	1375	467	28	70

Adjustable floor for locks



Span

Item No.	W	W Eh	Useful W	Useful D	H	KG
33-50036/07	714	36	661	467	48	150
33-50045/07	867	45	814	467	48	150
33-50054/07	1020	54	967	467	48	150
33-50064/07	1190	64	1137	467	48	150
33-50078/07	1428	78	1375	467	48	150

Closing plate for universal plate



Span

Item No.	W	W Eh	Useful W	Useful D	H
33-52336	714	36	661	552	40
33-52345	867	45	814	552	40
33-52354	1020	54	967	552	40
33-52364	1190	64	1137	552	40
33-52378	1428	78	1375	552	40

Multiplex wooden top



Item No.	Eh	D	H
33-52010/07	27	537	95
33-52015/07	27	537	145
33-52020/07	27	537	195

Partial height divider

When ordering, please enter the product code and replace 07 with the desired colour code.
For information on colours, see page 292.

SHELF WITH DRAWERS AND SHELVES 27 Eh

SERIES 33



Item No.	Eh	D	H
33-53015/07	27	506	150
33-53020/07	27	506	200
33-53025/07	27	506	250

Partial height divider
Colour: Light grey RAL 7035

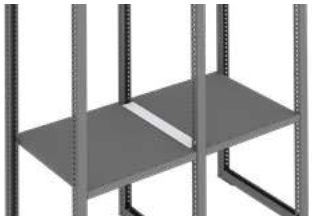

Item No.	Eh	D	W
33-53001/07	27	444	80

Inserts between shelves
Colour: Light grey RAL 7035



45 /36 Eh



54 /64/78 Eh

H	Item No. Span				
Shelf	36 Eh	45 Eh	54 Eh	64 Eh	78 Eh
1000	32-33100/07	32-34100/07	32-35100/07	32-36100/07	32-37100/07
1450	32-33145/07	32-34145/07	32-35145/07	32-36145/07	32-37145/07
2000	32-33200/07	32-34200/07	32-35200/07	32-36200/07	32-37200/07

Hinged doors - Basic module
Other sizes available on request

H	Item No. Span				
Shelf	36 Eh	45 Eh	54 Eh	64 Eh	78 Eh
1000	32-33100-A/07	32-34100-A/07	32-35100-A/07	32-36100-A/07	32-37100-A/07
1450	32-33145-A/07	32-34145-A/07	32-35145-A/07	32-36145-A/07	32-37145-A/07
2000	32-33200-A/07	32-34200-A/07	32-35200-A/07	32-36200-A/07	32-37200-A/07

Hinged doors - Additional module
Other sizes available on request



Item No.	H Rack	D	W	No. of pieces
33-59110/07	1000	554	53	1
33-59145/07	1450	554	53	1
33-59120/07	2000	554	53	2
33-59122/07	2200	554	53	2
33-59125/07	2500	554	53	2

Central wall for side panel
Other sizes available on request



H	Item No. Span				
Shelf	36 Eh	45 Eh	54 Eh	64 Eh	78 Eh
2000	32-43200/07	32-44200/07	32-45200/07	32-46200/07	32-47200/07
2200	32-43220/07	32-44220/07	32-45220/07	32-46220/07	32-47220/07
2500	32-43250/07	32-44250/07	32-45250/07	32-46250/07	32-47250/07

A Shutter closure
Other sizes available on request

H			Side closure	
Shelf	D	Eh	Right	Left
2000	623	27	32-52200/07	32-52201/07
2200	623	27	32-52220/07	32-52221/07
2500	623	27	32-52250/07	32-52251/07

B Side closure for roller shutter

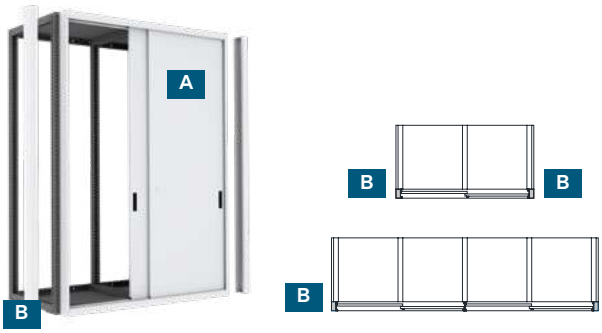

H	Item No. Span				
Shelf	2x36 Eh	2x45 Eh	2x54 Eh	2x64 Eh	2x78 Eh
1000	32-23100/07	32-24100/07	32-25100/07	32-26100/07	32-27100/07
1450	32-23145/07	32-24145/07	32-25145/07	32-26145/07	32-27145/07
2000	32-23200/07	32-24200/07	32-25200/07	32-26200/07	32-27200/07

A Pair of sliding doors

H	
Shelf	Item No.
1000	32-20100/07
1450	32-20145/07
2000	32-20200/07

B Infill prorows

When ordering, please enter the product code and replace 07 with the desired colour code.
For information on colours, see page 292.

SHELF WITH DRAWERS AND SHELVES 27 Eh

SERIES 33



Item No.	Front H		Useful H	Lateral H	KG
11-33050/07	50	S	36	33	60
11-33075/07	75	S	61	52	80
11-33076/07	75	T	54	52	200
11-33100/07	100	S	86	77	100
11-33101/07	100	T	79	77	200
11-33125/07	125	S	111	77	100
11-33126/07	125	T	104	77	200
11-33150/07	150	S	136	127	100
11-33151/07	150	T	129	127	200
11-33176/07	175	T	154	127	200
11-33200/07	200	S	186	177	100
11-33201/07	200	T	179	177	200
11-33251/07	250	T	229	177	200
11-33300/07	300	S	286	277	100
11-33301/07	300	T	279	277	200

Drawer 36x27 Eh
W x D= 612 x 459 mm
S= Extension 80-90%
T= Extension 100%



Item No.	Front H		Useful H	Lateral H	KG
11-43050/07	50	S	36	33	60
11-43075/07	75	S	61	52	100
11-43076/07	75	T	54	52	200
11-43100/07	100	S	86	77	100
11-43101/07	100	T	79	77	200
11-43125/07	125	S	111	77	100
11-43126/07	125	T	104	77	200
11-43150/07	150	S	136	127	100
11-43151/07	150	T	129	127	200
11-43200/07	200	S	186	177	100
11-43201/07	200	T	179	177	200
11-43251/07	250	T	229	177	200
11-43300/07	300	S	286	277	100
11-43301/07	300	T	279	277	200
11-43401/07	400	T	379	277	200

Drawer 45x27 Eh
W x D= 765 x 459 mm
S= Extension 80-90%
T= Extension 100%



Item No.	W	D	H		KG
11-33984/07	612	459	75	S	100
11-33985/07	612	459	75	T	200

Retractable shelf 36x27 Eh
S= Extension 80-90%
T= Extension 100%



Item No.	W	D	H		KG
11-43984/07	765	459	75	S	100
11-43985/07	765	459	75	T	200

Retractable shelf 45x27 Eh
S= Extension 80-90%
T= Extension 100%



Item No.	Front H		Useful H	Lateral H	KG
11-53050/07	50	S	36	33	60
11-53075/07	75	S	61	52	80
11-53076/07	75	T	54	52	200
11-53100/07	100	S	86	77	100
11-53101/07	100	T	79	77	200
11-53125/07	125	S	111	77	100
11-53126/07	125	T	104	77	200
11-53150/07	150	S	136	127	100
11-53151/07	150	T	129	127	200
11-53200/07	200	S	186	177	100
11-53201/07	200	T	179	177	200
11-53251/07	250	T	229	177	200
11-53300/07	300	S	286	277	100
11-53301/07	300	T	279	277	200
11-53401/07	400	T	379	277	200

Drawer 54x27 Eh
W x D= 918 x 459 mm
S= Extension 80-90%
T= Extension 100%



Item No.	Front H		Useful H	Lateral H	KG
11-63076/07	75	T	54	52	150
11-63101/07	100	T	79	77	150
11-63126/07	125	T	104	77	150
11-63151/07	150	T	129	127	150
11-63201/07	200	T	179	177	150
11-63251/07	250	T	229	177	150
11-63301/07	300	T	279	277	150
11-63401/07	400	T	379	277	150

Drawer 64x27 Eh
W x D= 1088 x 459 mm
T= Extension 100%



Item No.	W	D	H		KG
11-53984/07	918	459	75	S	100
11-53985/07	918	459	75	T	200

Retractable shelf 54x27 Eh
S= Extension 80-90%
T= Extension 100%



Item No.	W	D	H		KG
11-63985/07	1088	459	75	T	150

Retractable shelf 64x27 Eh
T= Extension 100%

When ordering, please enter the product code and replace 07 with the desired colour code.
For information on colours, see page 292.

SHELF WITH DRAWERS AND SHELVES 27 Eh

SERIES 33



Item No.	Front H		Useful H	Lateral H	KG
11-73076/07	75	T	54	52	150
11-73101/07	100	T	79	77	150
11-73126/07	125	T	104	77	150
11-73151/07	150	T	129	127	150
11-73201/07	200	T	179	177	150
11-73251/07	250	T	229	177	150
11-73301/07	300	T	279	277	150

Drawer 78x27 Eh
W x D= 1326 x 459 mm
T= Extension 100%



Item No.	W	D	H		KG
11-73985/07	1326	459	75	T	150

Retractable shelf 78x27 Eh
T= Extension 100%



When ordering, please enter the product code and replace 07 with the desired colour code.
For information on colours, see page 292.

SHELF WITH DRAWERS AND SHELVES 27 Eh

SERIES 33



Item No.	W	D	H	Module
32-13201-00/07	813	608	2000	Base
32-13201-01/07	714	608	2000	Added
32-13221-00/07	813	608	2200	Base
32-13221-01/07	714	608	2200	Added
32-13251-00/07	813	608	2500	Base
32-13251-01/07	714	608	2500	Added

Module with hinged door 36x27 Eh
9x Drawer 100 mm - Extension: 100% - Capacity: 200 kg
1x Adjustable shelf - Capacity: 200 kg
1x Shelf with anti-tilt system
1x Hinged door



Item No.	W	D	H	Module
32-33201-00/07	813	554	2000	Base
32-33201-01/07	714	554	2000	Added
32-33221-00/07	813	554	2200	Base
32-33221-01/07	714	554	2200	Added
32-33251-00/07	813	554	2500	Base
32-33251-01/07	714	554	2500	Added

Module 36x27 Eh
3x Drawer 100 mm - Extension: 100% - Capacity: 200 kg
1x Adjustable telescopic pull-out shelf - Capacity: 200 kg
1x Adjustable shelf - Capacity: 200 kg
1x Shelf with anti-tilt system



Item No.	W	D	H	Module
32-23201-00/07	1527	654	2000	Base
32-23201-01/07	1428	654	2000	Added
32-23221-00/07	1527	654	2200	Base
32-23221-01/07	1428	654	2200	Added
32-23251-00/07	1527	654	2500	Base
32-23251-01/07	1428	654	2500	Added

Module with sliding doors 36x27 Eh
8x Adjustable telescopic pull-out shelf - Capacity: 200 kg
2x Anti-tip system
1x Pair of sliding doors



Item No.	W	D	H	Module
32-43201-00/07	773	599	2000	Base
32-43201-01/07	714	599	2000	Added
32-43221-00/07	773	599	2200	Base
32-43221-01/07	714	599	2200	Added
32-43251-00/07	773	599	2500	Base
32-43251-01/07	714	599	2500	Added

Module with roller shutter 36x27 Eh
3x Drawer 150 mm - Extension: 100% - Capacity: 200 kg
1x Drawer 200 mm - Extension: 100% - Capacity: 200 kg
1x Drawer 300 mm - Extension: 100% - Capacity: 200 kg
1x Adjustable shelf - Capacity: 200 kg
1x Shelf with anti-tilt system
1x Roller shutter

W Width mm **D** Depth mm **H** Height mm



Item No.	W	D	H	Module
32-14201-00/07	966	554	2000	Base
32-14201-01/07	867	554	2000	Added
32-14221-00/07	966	554	2200	Base
32-14221-01/07	867	554	2200	Added
32-14251-00/07	966	554	2500	Base
32-14251-01/07	867	554	2500	Added

Module 45x27 Eh
3x Drawer 100 mm - Extension: 100% - Capacity: 200 kg
1x Retractable shelf telescopic extension - Capacity: 200 kg
1x Adjustable shelf - Capacity: 200 kg
1x Shelf with anti-tilt system
1x Lower shelf - Capacity: 150 kg



Item No.	W	D	H	Module
32-34201-00/07	966	608	2000	Base
32-34201-01/07	867	608	2000	Added
32-34221-00/07	966	608	2200	Base
32-34221-01/07	867	608	2200	Added
32-34251-00/07	966	608	2500	Base
32-34251-01/07	867	608	2500	Added

Module with hinged door 45x27 Eh
9x Drawer 100 mm - Extension: 100% - Capacity: 200 kg
1x Adjustable shelf - Capacity: 200 kg
1x Shelf with anti-tilt system
1x Hinged door



Item No.	W	D	H	Module
32-24201-00/07	1833	654	2000	Base
32-24201-01/07	1734	654	2000	Added
32-24221-00/07	1833	654	2200	Base
32-24221-01/07	1734	654	2200	Added
32-24251-00/07	1833	654	2500	Base
32-24251-01/07	1734	654	2500	Added

Module with sliding doors 45x27 Eh
8x Adjustable telescopic pull-out shelf - Capacity: 200 kg
2x Anti-tip system
1x Pair of sliding doors



Item No.	W	D	H	Module
32-44201-00/07	925	599	2000	Base
32-44201-01/07	867	599	2000	Added
32-44221-00/07	925	599	2200	Base
32-44221-01/07	867	599	2200	Added
32-44251-00/07	925	599	2500	Base
32-44251-01/07	867	599	2500	Added

Module with roller shutter 45x27 Eh
3x Drawer 150 mm - Extension: 100% - Capacity: 200 kg
1x Drawer 200 mm - Extension: 100% - Capacity: 200 kg
1x Drawer 300 mm - Extension: 100% - Capacity: 200 kg
1x Adjustable shelf - Capacity: 200 kg
1x Shelf with anti-tilt system
1x Roller shutter

When ordering, please enter the product code and replace 07 with the desired colour code.
For information on colours, see page 292.

SHELF WITH DRAWERS AND SHELVES 27 Eh

SERIES 33



Item No.	W	D	H	Module
32-45201-00/07	1119	608	2000	Base
32-45201-01/07	1020	608	2000	Added
32-45221-00/07	1119	608	2200	Base
32-45221-01/07	1020	608	2200	Added
32-45251-00/07	1119	608	2500	Base
32-45251-01/07	1020	608	2500	Added

Module with hinged door 54x27 Eh
6x Drawer 100 mm - Extension: 100% - Capacity: 200 kg
1x Shelf with anti-tilt system at full height



Item No.	W	D	H	Module
32-25201-00/07	1119	554	2000	Base
32-25201-01/07	1020	554	2000	Added
32-25221-00/07	1119	554	2200	Base
32-25221-01/07	1020	554	2200	Added
32-25251-00/07	1119	554	2500	Base
32-25251-01/07	1020	554	2500	Added

Module 54x27 Eh
3x Drawer 100 mm - Extension: 100% - Capacity: 200 kg
1x Retractable shelf telescopic extension- Capacity: 200 kg
1x Adjustable shelf - Capacity: 200 kg
1x Shelf with anti-tilt system



Item No.	W	D	H	Module
32-35201-00/07	1079	599	2000	Base
32-35201-01/07	1020	599	2000	Added
32-35221-00/07	1079	599	2200	Base
32-35221-01/07	1020	599	2200	Added
32-35251-00/07	1079	599	2500	Base
32-35251-01/07	1020	599	2500	Added

Module with roller shutter 54x27 Eh
1x Drawer 100 mm - Extension: 100% - Capacity: 200 kg
1x Adjustable shelf - Capacity: 200 kg
1x Shelf with anti-tilt system
2x Adjustable floor for locks - Capacity 150 kg
1x Roller shutter



Item No.	W	D	H	Module
32-55201-00/07	2139	654	2000	Base
32-55201-01/07	2040	654	2000	Added
32-55221-00/07	2139	654	2200	Base
32-55221-01/07	2040	654	2200	Added
32-55251-00/07	2139	654	2500	Base
32-55251-01/07	2040	654	2500	Added

Module with sliding doors 54x27 Eh
8x Adjustable telescopic pull-out shelf - Capacity: 200 kg
2x Anti-tip system
1x Pair of sliding doors

W Width mm **D** Depth mm **H** Height mm



Item No.	W	D	H	Module
32-36201-00/07	1289	608	2000	Base
32-36201-01/07	1190	608	2000	Added
32-36221-00/07	1289	608	2200	Base
32-36221-01/07	1190	608	2200	Added
32-36251-00/07	1289	608	2500	Base
32-36251-01/07	1190	608	2500	Added

Module with hinged door 64x27 Eh
3x Retractable shelf telescopic extension- Capacity: 150 kg
1x Adjustable shelf - Capacity: 200 kg
1x Shelf with anti-tilt system
1x Pair of hinged doors



Item No.	W	D	H	Module
32-16201-00/07	1289	554	2000	Base
32-16201-01/07	1190	554	2000	Added
32-16221-00/07	1289	554	2200	Base
32-16221-01/07	1190	554	2200	Added
32-16251-00/07	1289	554	2500	Base
32-16251-01/07	1190	554	2500	Added

Module 64x27 Eh
1x Adjustable shelf - Capacity: 200 kg
3x Retractable shelf telescopic extension- Capacity: 150 kg
1x Shelf with anti-tilt system



Item No.	W	D	H	Module
32-46201-00/07	1248	599	2000	Base
32-46201-01/07	1190	599	2000	Added
32-46221-00/07	1248	599	2200	Base
32-46221-01/07	1190	599	2200	Added
32-46251-00/07	1248	599	2500	Base
32-46251-01/07	1190	599	2500	Added

Module with roller shutter 64x27 Eh
3x Drawer 150 mm - Extension: 100% - Capacity: 150 kg
1x Drawer 200 mm - Extension: 100% - Capacity: 150 kg
1x Drawer 300 mm - Extension: 100% - Capacity: 150 kg
1x Adjustable shelf - Capacity: 200 kg
1x Shelf with anti-tilt system
1x Roller shutter

When ordering, please enter the product code and replace 07 with the desired colour code.
For information on colours, see page 292.

SHELF WITH DRAWERS AND SHELVES 27 Eh

SERIES 33



Item No.	W	D	H	Module
32-17201-00/07	1527	554	2000	Base
32-17201-01/07	1428	554	2000	Added
32-17221-00/07	1527	554	2200	Base
32-17221-01/07	1428	554	2200	Added
32-17251-00/07	1527	554	2500	Base
32-17251-01/07	1428	554	2500	Added

Module with hinged door 78x27 Eh
6x Drawer 150 mm - Extension: 100% - Capacity: 150 kg
1x Adjustable shelf - Capacity: 200 kg
1x Shelf with anti-tilt system



Item No.	W	D	H	Module
32-37201-00/07	1527	608	2000	Base
32-37201-01/07	1428	608	2000	Added
32-37221-00/07	1527	608	2200	Base
32-37221-01/07	1428	608	2200	Added
32-37251-00/07	1527	608	2500	Base
32-37251-01/07	1428	608	2500	Added

Module with hinged door 78x27 Eh
3x Retractable shelf telescopic extension- Capacity: 150 kg
1x Adjustable shelf - Capacity: 200 kg
1x Shelf with anti-tilt system
1x Pair of hinged doors



Item No.	W	D	H	Module
32-47201-00/07	1486	599	2000	Base
32-47201-01/07	1428	599	2000	Added
32-47221-00/07	1486	599	2200	Base
32-47221-01/07	1428	599	2200	Added
32-47251-00/07	1486	599	2500	Base
32-47251-01/07	1428	599	2500	Added

Module with roller shutter 78x27 Eh
3x Drawer 150 mm - Extension: 100% - Capacity: 150 kg
1x Drawer 200 mm - Extension: 100% - Capacity: 150 kg
1x Drawer 300 mm - Extension: 100% - Capacity: 150 kg
1x Adjustable shelf - Capacity: 200 kg
1x Shelf with anti-tilt system
1x Roller shutter

W Width mm **D** Depth mm **H** Height mm



When ordering, please enter the product code and replace 07 with the desired colour code.
For information on colours, see page 292.

SHELF WITH DRAWERS AND SHELVES 36 Eh

SERIES 33





Item No.	W	D	H Rack
33-70010/07	53	705	1000
33-70014/07	53	705	1450
33-70020/07	53	705	2000
33-70022/07	53	705	2200
33-70025/07	53	705	2500

Sidewalls

Other sizes available on request



Item No.	W	D	H Rack	Pcs.
33-75100/07	23	707	1000	1
33-75145/07	23	707	1450	1
33-75200/07	23	707	2000	2
33-75220/07	23	707	2200	2
33-75250/07	23	707	2500	2

Side walls

Other sizes available on request



Item No.	Type
04-00046	M10x110

Pair of dowels

W Width mm Wu Useful width mm D Depth mm H Height mm KG Capacity



H	Item No. Span				
Shelf	36 Eh	45 Eh	54 Eh	64 Eh	78 Eh
1000	32-13610/07	32-14510/07	32-15410/07	32-16410/07	32-17810/07
1450	32-13614/07	32-14514/07	32-15414/07	32-16414/07	32-17814/07
2000	32-13620/07	32-14520/07	32-15420/07	32-16420/07	32-17820/07
2200	32-13622/07	32-14522/07	32-15422/07	32-16422/07	32-17822/07
2500	32-13625/07	32-14525/07	32-15425/07	32-16425/07	32-17825/07

Rear walls
Other sizes available on request

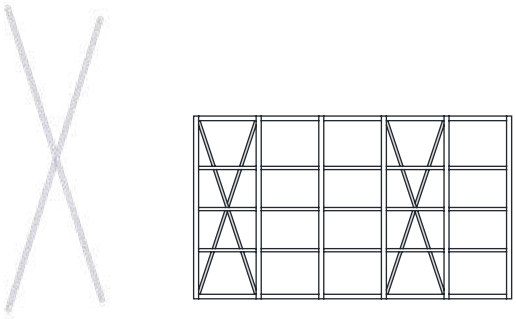

Item No.	W Span	W Span Eh	H Rack
32-13710	714	36	1000/1450
32-13720	714	36	2000/2500
32-14610	867	45	1000/1450
32-14620	867	45	2000/2500
32-15510	1020	54	1000/1450
32-15520	1020	54	2000/2500
32-16510	1190	64	1000
32-16514	1190	64	1450
32-16520	1190	64	2000/2500
32-17910	1428	78	1000
32-17914	1428	78	1450
32-17920	1428	78	2000/2500

Stiffening crossbars
Colour: Galvanised
1x Cross brace every 3 spans
Other sizes available on request



	Span					
Item No.	mm	Eh	Lu	D	H	KG
33-71036/07	714	36	661	705	50	200
33-71045/07	867	45	814	705	50	200
33-71054/07	1020	54	967	705	50	200
33-71064/07	1190	64	1137	705	50	200
33-71078/07	1428	78	1375	705	50	200

Universal shelves



	Span					
Item No.	mm	Eh	Lu	D	H	KG
33-72035/07	714	36	661	705	35	200
33-72045/07	867	45	814	705	35	200
33-72055/07	1020	54	967	705	35	200
33-72065/07	1190	64	1137	705	35	200
33-72075/07	1428	78	1375	705	35	200

Adjustable shelves

When ordering, please enter the product code and replace 07 with the desired colour code.
For information on colours, see page 292.

SHELF WITH DRAWERS AND SHELVES 36 Eh

SERIES 33



A Upper shelf

B Lower shelf

Item No.	Span mm	Span Eh			H	KG	
33-71132/07	714	36	661	705	50	50	A
33-71134/07	714	36	661	705	50	200	B
33-71142/07	867	45	814	705	50	50	A
33-71144/07	867	45	814	705	50	200	B
33-71152/07	1020	54	967	705	50	50	A
33-71154/07	1020	54	967	705	50	200	B
33-71162/07	1190	64	1137	705	50	50	A
33-71164/07	1190	64	1137	705	50	200	B
33-71172/07	1428	78	1375	705	50	50	A
33-71174/07	1428	78	1375	705	50	200	B

Plans for partial height locks



A Upper shelf

B Lower shelf

Item No.	D Eh	Useful H
33-73030	36	300
33-73045	36	450
33-73060	36	600
33-73070	36	700
33-73075	36	750
33-73090	36	900
33-73105	36	1050
33-73122	36	1225
33-73135	36	1350
33-73152	36	1525

Partial height locking system
Other sizes available on request



C Upper shelf

D Middle shelf

B Lower shelf

Item No.	Span mm	Span Eh			H	KG	
33-71131/07	714	36	661	705	50	50	C
33-71133/07	714	36	661	705	50	50	D
33-71134/07	714	36	661	705	50	200	B
33-71141/07	867	45	814	705	50	50	C
33-71143/07	867	45	814	705	50	50	D
33-71144/07	867	45	814	705	50	200	B
33-71151/07	1020	54	967	705	50	50	C
33-71153/07	1020	54	967	705	50	50	D
33-71154/07	1020	54	967	705	50	200	B
33-71161/07	1190	64	1137	705	50	50	C
33-71163/07	1190	64	1137	705	50	50	D
33-71164/07	1190	64	1137	705	50	200	B
33-71171/07	1428	78	1375	705	50	50	C
33-71173/07	1428	78	1375	705	50	50	D
33-71174/07	1428	78	1375	705	50	200	B

Plans for full-height locks



C Upper shelf

D Middle shelf

B Lower shelf

Item No.	D Eh	H Rack	Useful H H1+H2
33-73200	36	2000	900+950
33-73220	36	2200	900+1150
33-73250	36	2500	900+1450

Full height closure system
Other sizes available on request

W Width mm Wu Useful width mm D Depth mm H Height mm KG Capacity



Span

Item No.	W	L Eh	Useful W	Useful D	H	KG
33-72038/07	714	36	661	620	28	70
33-72048/07	867	45	814	620	28	70
33-72058/07	1020	54	967	620	28	70
33-72068/07	1190	64	1137	620	28	70
33-72078/07	1428	78	1375	620	28	70

Adjustable floor for locks



Span

Item No.	W	L Eh	Useful W	Useful D	H	KG
33-70036/07	714	36	661	680	48	150
33-70045/07	867	45	814	680	48	150
33-70054/07	1020	54	967	680	48	150
33-70064/07	1190	64	1137	680	48	150
33-70078/07	1428	78	1375	680	48	150

Closing plate for universal plate



Span

Item No.	W	W Eh	Useful W	Useful D	H
33-72336	714	36	661	705	40
33-72345	867	45	814	705	40
33-72354	1020	54	967	705	40
33-72364	1190	64	1137	705	40
33-72378	1428	78	1375	705	40

Multiplex wooden top



Item No.	Eh	D	H
33-72010/07	36	690	95
33-72015/07	36	620	145
33-72020/07	36	620	195

Partial height divider
Colour: Light grey RAL 7035

When ordering, please enter the product code and replace 07 with the desired colour code.
For information on colours, see page 292.

SHELF WITH DRAWERS AND SHELVES 36 Eh

SERIES 33



Item No.	Eh	D	H
33-53015/07	36	690	150
33-53020/07	36	620	200
33-53025/07	36	620	250

Side closure
Colour: Light grey RAL 7035

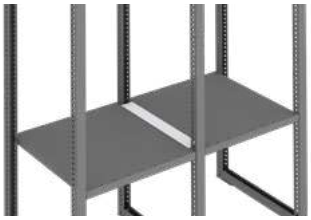

Item No.	Eh	D	W
33-73001/07	36	597	80

Inserts between shelves
Colour: Light grey RAL 7035



45 /36 Eh



54 /64/78 Eh

H	Item No. Span				
Shelf	36 Eh	45 Eh	54 Eh	64 Eh	78 Eh
1000	32-33100/07	32-34100/07	32-35100 /07	32-36100/07	32-37100/07
1450	32-33145/07	32-34145/07	32-35145/07	32-36145/07	32-37145/07
2000	32-33200/07	32-34200/07	32-35200/07	32-36200/07	32-37200/07

Hinged doors - Basic module
Other sizes available on request

H	Item No. Span				
Shelf	36 Eh	45 Eh	54 Eh	64 Eh	78 Eh
1000	32-33100-A/07	32-34100-A/07	32-35100-A/07	32-36100-A/07	32-37100-A/07
1450	32-33145-A/07	32-34145-A/07	32-35145-A/07	32-36145-A/07	32-37145-A/07
2000	32-33200-A/07	32-34200-A/07	32-35200-A/07	32-36200-A/07	32-37200-A/07

Hinged doors - Additional module
Other sizes available on request



Item No.	H Rack	D	W	No. of pieces
33-79110/07	1000	707	23	1
33-79145/07	1450	707	23	1
33-79120/07	2000	707	23	2
33-79122/07	2200	707	23	2
33-79125/07	2500	707	23	2

Central wall for side panel
Other sizes available on request



H	Item No. Span				
Shelf	36 Eh	45 Eh	54 Eh	64 Eh	78 Eh
2000	32-43200/07	32-44200/07	32-45200/07	32-46200/07	32-47200/07
2200	32-43220/07	32-44220/07	32-45220/07	32-46220/07	32-47220/07
2500	32-43250/07	32-44250/07	32-45250/07	32-46250/07	32-47250/07

A Shutter closure
Other sizes available on request

H			Side closure	
Shelf	D	Eh	Right	Left
2000	780	27	32-72200/07	32-72201/07
2200	780	27	32-72220/07	32-72221/07
2500	780	27	32-72250/07	32-72251/07

B Side closure for roller shutter

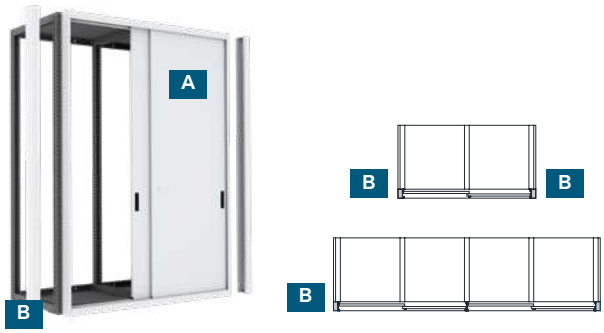

H	Item No. Span				
Shelf	2x36 Eh	2x45 Eh	2x54 Eh	2x64 Eh	2x78 Eh
1000	32-23100/07	32-24100/07	32-25100/07	32-26100/07	32-27100/07
1450	32-23145/07	32-24145/07	32-25145/07	32-26145/07	32-27145/07
2000	32-23200/07	32-24200/07	32-25200/07	32-26200/07	32-27200/07
2200	32-23220/07	32-24220/07	32-25220/07	32-26220/07	32-27220/07
2500	32-23250/07	32-24250/07	32-25250/07	32-26250/07	32-27250/07

A Pair of sliding doors

H	
Shelf	Item No.
1000	32-20100/07
1450	32-20145/07
2000	32-20200/07
2200	32-20220/07
2500	32-20250/07

B Infill prorows

When ordering, please enter the product code and replace 07 with the desired colour code.
For information on colours, see page 292.

SHELF WITH DRAWERS AND SHELVES 36 Eh

SERIES 33



Item No.	Front H		Useful H	Lateral H	KG
10-33050/07	50	S	36	33	60
10-33075/07	75	S	61	52	80
10-33076/07	75	T	54	52	200
10-33100/07	100	S	86	77	100
10-33101/07	100	T	79	77	200
10-33125/07	125	S	111	77	100
10-33126/07	125	T	104	77	200
10-33150/07	150	S	136	127	100
10-33151/07	150	T	129	127	200
10-33176/07	175	T	154	127	200
10-33200/07	200	S	186	177	100
10-33201/07	200	T	179	177	200
10-33251/07	250	T	229	177	200
10-33300/07	300	S	286	277	100
10-33301/07	300	T	279	277	200
10-33401/07	400	T	379	277	200

Drawer 36x36 Eh
W x D= 612 x 612 mm
S= Extension 80-90%
T= Extension 100%



Item No.	Front H		Useful H	Lateral H	KG
10-43050/07	50	S	36	33	60
10-43075/07	75	S	61	52	100
10-43076/07	75	T	54	52	200
10-43100/07	100	S	86	77	100
10-43101/07	100	T	79	77	200
10-43125/07	125	S	111	77	100
10-43126/07	125	T	104	77	200
10-43150/07	150	S	136	127	100
10-43151/07	150	T	129	127	200
10-43200/07	200	S	186	177	100
10-43201/07	200	T	179	177	200
10-43251/07	250	T	229	177	200
10-43300/07	300	S	286	277	100
10-43301/07	300	T	279	277	200
10-43401/07	400	T	379	277	200

Drawer 45x36 Eh
W x D= 765 x 612 mm
S= Extension 80-90%
T= Extension 100%



Item No.	W	D	H		KG
10-33984/07	612	612	75	S	100
10-33985/07	612	612	75	T	200

Retractable shelf 36x36 Eh
S= Extension 80-90%
T= Extension 100%



Item No.	W	D	H		KG
10-43984/07	765	612	75	S	100
10-43985/07	765	612	75	T	200

Retractable shelf 45x36 Eh
S= Extension 80-90%
T= Extension 100%



Item No.	Front H		Useful H	Lateral H	KG
10-53050/07	50	S	36	33	60
10-53075/07	75	S	61	52	100
10-53076/07	75	T	54	52	200
10-53100/07	100	S	86	77	100
10-53101/07	100	T	79	77	200
10-53125/07	125	S	111	77	100
10-53126/07	125	T	104	77	200
10-53150/07	150	S	136	127	100
10-53151/07	150	T	129	127	200
10-53176/07	175	T	154	127	200
10-53200/07	200	S	186	177	100
10-53201/07	200	T	179	177	200
10-53251/07	250	T	229	177	200
10-53300/07	300	S	286	277	100
10-53301/07	300	T	279	277	200
10-53401/07	400	T	379	277	200

Drawer 54x36 Eh
W x D= 918 x 612 mm
S= Extension 80-90%
T= Extension 100%



Item No.	Front H		Useful H	Lateral H	KG
10-63076/07	75	T	54	52	150
10-63101/07	100	T	79	77	150
10-63126/07	125	T	104	77	150
10-63151/07	150	T	129	127	150
10-63176/07	175	T	154	127	150
10-63201/07	200	T	179	177	150
10-63251/07	250	T	229	177	150
10-63301/07	300	T	279	277	150
10-63401/07	400	T	379	277	150

Drawer 64x36 Eh
W x D= 1088 x 612 mm
T= Extension 100%



Item No.	W	D	H		KG
10-53984/07	918	612	75	S	100
10-53985/07	918	612	75	T	200

Retractable shelf 54x36 Eh
S= Extension 80-90%
T= Extension 100%



Item No.	W	D	H		KG
10-63985/07	1088	612	75	T	185

Retractable shelf 64x36 Eh
T= Extension 100%

When ordering, please enter the product code and replace 07 with the desired colour code.
For information on colours, see page 292.

SHELF WITH DRAWERS AND SHELVES 36 Eh

SERIES 33



Item No.	Front H		Useful H	Lateral H	KG
10-73076/07	75	T	54	52	150
10-73101/07	100	T	79	77	150
10-73126/07	125	T	104	77	150
10-73151/07	150	T	129	127	150
10-73176/07	175	T	154	127	150
10-73201/07	200	T	179	177	150
10-73251/07	250	T	229	177	150
10-73301/07	300	T	279	277	150
10-73401/07	400	T	379	277	150

Drawer 78x27 Eh
W x D= 1326 x 459 mm
T= Extension 100%



Item No.	W	D	H		KG
10-73985/07	1326	612	75	T	150

Retractable shelf 78x27 Eh
T= Extension 100%



When ordering, please enter the product code and replace 07 with the desired colour code.
For information on colours, see page 292.

SHELF WITH DRAWERS AND SHELVES 36 Eh

SERIES 33



Item No.	W	D	H	Module
32-33200-00/07	813	761	2000	Base
32-33200-01/07	714	761	2000	Added
32-33220-00/07	813	761	2200	Base
32-33220-01/07	714	761	2200	Added
32-33250-00/07	813	761	2500	Base
32-33250-01/07	714	761	2500	Added

Module with hinged door 36x36 Eh
9x Drawer 100 mm - Extension: 100% - Capacity: 200 kg
1x Adjustable shelf - Capacity: 200 kg
1x Shelf with anti-tilt system
1x Hinged door



Item No.	W	D	H	Module
32-13200-00/07	813	707	2000	Base
32-13200-01/07	714	707	2000	Added
32-13220-00/07	813	707	2200	Base
32-13220-01/07	714	707	2200	Added
32-13250-00/07	813	707	2500	Base
32-13250-01/07	714	707	2500	Added

Module 36x36 Eh
3x Drawer 100 mm - Extension: 100% - Capacity: 200 kg
1x Adjustable telescopic pull-out shelf - Capacity: 200 kg
1x Adjustable shelf - Capacity: 200 kg
1x Shelf with anti-tilt system



Item No.	W	D	H	Module
32-43200-00/07	773	753	2000	Base
32-43200-01/07	714	753	2000	Added
32-43220-00/07	773	753	2200	Base
32-43220-01/07	714	753	2200	Added
32-43250-00/07	773	753	2500	Base
32-43250-01/07	714	753	2500	Added

Module with roller shutter 36x36 Eh
3x Drawer 150 mm - Extension: 100% - Capacity: 200 kg
1x Drawer 200 mm - Extension: 100% - Capacity: 200 kg
1x Drawer 300 mm - Extension: 100% - Capacity: 200 kg
1x Adjustable shelf - Capacity: 200 kg
1x Shelf with anti-tilt system
1x Roller shutter h 2000 mm





Item No.	W	D	H	Tools
99-33427-00/07	777	707	2000	-
99-33427-04/07	777	707	2000	96x ISO-SK 40
99-33427-05/07	777	707	2000	60x ISO-SK 50
99-33427-06/07	777	707	2000	96x HSK 63
99-33427-07/07	777	707	2000	48x HSK 100
99-33427-09/07	777	707	2000	72x CAPTO C6

Module 36x36 Eh con cassetti verticali
2x Vertical drawer 200 mm - Extension: 100% - Capacity: 200 kg
1x Vertical drawer 200 mm - Extension: 100% - Capacity: 200 kg
12x NC frame
1x Anti-tip system

W Width mm **D** Depth mm **H** Height mm



Item No.	W	D	H	Module
32-14200-00/07	966	707	2000	Base
32-14200-01/07	867	707	2000	Added
32-14220-00/07	966	707	2200	Base
32-14220-01/07	867	707	2200	Added
32-14250-00/07	966	707	2500	Base
32-14250-01/07	867	707	2500	Added

Module 45x36 Eh
3x Drawer 100 mm - Extension: 100% - Capacity: 200 kg
1x Retractable shelf telescopic extension- Capacity: 200 kg
1x Adjustable shelf - Capacity: 200 kg
1x Shelf with anti-tilt system
1x Lower shelf - Capacity: 150 kg



Item No.	W	D	H	Module
32-34200-00/07	966	761	2000	Base
32-34200-01/07	867	761	2000	Added
32-34220-00/07	966	761	2200	Base
32-34220-01/07	867	761	2200	Added
32-34250-00/07	966	761	2500	Base
32-34250-01/07	867	761	2500	Added

Module with hinged door 45x36 Eh
9x Drawer 100 mm - Extension: 100% - Capacity: 200 kg
1x Adjustable shelf - Capacity: 200 kg
1x Hinged door



Item No.	W	D	H	Module
32-24200-00/07	1833	807	2000	Base
32-24200-01/07	1734	807	2000	Added
32-24220-00/07	1833	807	2200	Base
32-24220-01/07	1734	807	2200	Added
32-24250-00/07	1833	807	2500	Base
32-24250-01/07	1734	807	2500	Added

Module with sliding doors 45x36 Eh
8x Adjustable telescopic pull-out shelf - Capacity: 200 kg
2x Anti-tip system
1x Pair of sliding doors



Item No.	W	D	H	Module
32-44200-00/07	925	753	2000	Base
32-44200-01/07	867	753	2000	Added
32-44220-00/07	925	753	2200	Base
32-44220-01/07	867	753	2200	Added
32-44250-00/07	925	753	2500	Base
32-44250-01/07	867	753	2500	Added

Module with roller shutter 45x36 Eh
3x Drawer 150 mm - Extension: 100% - Capacity: 200 kg
1x Drawer 200 mm - Extension: 100% - Capacity: 200 kg
1x Drawer 300 mm - Extension: 100% - Capacity: 200 kg
1x Adjustable shelf - Capacity: 200 kg
1x Shelf with anti-tilt system
1x Roller shutter h 2000 mm

When ordering, please enter the product code and replace 07 with the desired colour code.
For information on colours, see page 292.

SHELF WITH DRAWERS AND SHELVES 36 Eh

SERIES 33



Item No.	W	D	H	Module
32-15200-00/07	1119	707	2000	Base
32-15200-01/07	1020	707	2000	Added
32-15220-00/07	1119	707	2200	Base
32-15220-01/07	1020	707	2200	Added
32-15250-00/07	1119	707	2500	Base
32-15251-01/07	1020	707	2500	Added

Module 54x36 Eh
6x Drawer 100 mm - Extension: 100% - Capacity: 200 kg
1x Shelf with anti-tilt system at full height



Item No.	W	D	H	Module
32-25200-00/07	1119	707	2000	Base
32-25200-01/07	1020	707	2000	Added
32-25220-00/07	1119	707	2200	Base
32-25220-01/07	1020	707	2200	Added
32-25250-00/07	1119	707	2500	Base
32-25250-01/07	1020	707	2500	Added

Module 54x36 Eh
3x Drawer 100 mm - Extension: 100% - Capacity: 200 kg
1x Retractable shelf telescopic extension- Capacity: 200 kg
1x Adjustable shelf - Capacity: 200 kg
1x Shelf with anti-tilt system



Item No.	W	D	H	Module
32-35200-00/07	1078	753	2000	Base
32-35200-01/07	1020	753	2000	Added
32-35220-00/07	1078	753	2200	Base
32-35220-01/07	1020	753	2200	Added
32-35250-00/07	1078	753	2500	Base
32-35250-01/07	1020	753	2500	Added

Module with roller shutter 54x36 Eh
1x Drawer 100 mm - Extension: 100% - Capacity: 200 kg
1x Adjustable shelf - Capacity: 200 kg
1x Shelf with anti-tilt system
2x Adjustable floor for locks - Capacity 150 kg
1x Roller shutter





Item No.	W	D	H	Tools
99-35627-00/07	1083	707	2000	-
99-35627-04/07	1083	707	2000	96x ISO-SK 40
99-35627-05/07	1083	707	2000	60x ISO-SK 50
99-35627-06/07	1083	707	2000	96x HSK 63
99-35627-07/07	1083	707	2000	48x HSK 100
99-35627-09/07	1083	707	2000	72x CAPTO C6

Module 54x36 Eh con cassetti verticali
2x Vertical drawer 200 mm - Extension: 100% - Capacity: 200 kg
3x Vertical drawer 250 mm - Extension: 100% - Capacity: 200 kg
12x NC frame
1x Anti-tip system

W Width mm **D** Depth mm **H** Height mm



Item No.	W	D	H	Module
32-36200-00/07	1289	761	2000	Base
32-36200-01/07	1190	761	2000	Added
32-36220-00/07	1289	761	2200	Base
32-36220-01/07	1190	761	2200	Added
32-36250-00/07	1289	761	2500	Base
32-36250-01/07	1190	761	2500	Added

Module with hinged door 64x36 Eh
3x Retractable shelf telescopic extension- Capacity: 150 kg
1x Adjustable shelf - Capacity: 200 kg
1x Shelf with anti-tilt system
1x Pair of hinged doors



Item No.	W	D	H	Module
32-16200-00/07	1289	707	2000	Base
32-16200-01/07	1190	707	2000	Added
32-16220-00/07	1289	707	2200	Base
32-16220-01/07	1190	707	2200	Added
32-16250-00/07	1289	707	2500	Base
32-16250-01/07	1190	707	2500	Added

Module 64x36 Eh
1x Adjustable shelf - Capacity: 150 kg
3x Retractable shelf telescopic extension- Capacity: 150 kg
1x Shelf with anti-tilt system



Item No.	W	D	H	Module
32-46201-00/07	1248	753	2000	Base
32-46201-01/07	1190	753	2000	Added
32-46221-00/07	1248	753	2200	Base
32-46221-01/07	1190	753	2200	Added
32-46251-00/07	1248	753	2500	Base
32-46251-01/07	1190	753	2500	Added

Module with roller shutter 64x36 Eh
3x Drawer 150 mm - Extension: 100% - Capacity: 150 kg
1x Drawer 200 mm - Extension: 100% - Capacity: 150 kg
1x Drawer 300 mm - Extension: 100% - Capacity: 150 kg
1x Adjustable shelf - Capacity: 200 kg
1x Shelf with anti-tilt system
1x Roller shutter

When ordering, please enter the product code and replace 07 with the desired colour code.
For information on colours, see page 292.

COMBINATIONS

SHELF WITH DRAWERS AND SHELVES 36 Eh

SERIES 33



Item No.	W	D	H	Module
32-17200-00/07	1527	707	2000	Base
32-17201-01/07	1428	707	2000	Added
32-17221-00/07	1527	707	2200	Base
32-17221-01/07	1428	707	2200	Added
32-17251-00/07	1527	707	2500	Base
32-17251-01/07	1428	707	2500	Added

Module 78x36 Eh
6x Drawer 150 mm - Extension: 100% - Capacity: 150 kg
1x Adjustable shelf - Capacity: 200 kg
1x Shelf with anti-tilt system



Item No.	W	D	H	Module
32-37200-00/07	1527	761	2000	Base
32-37201-01/07	1428	761	2000	Added
32-37221-00/07	1527	761	2200	Base
32-37221-01/07	1428	761	2200	Added
32-37251-00/07	1527	761	2500	Base
32-37251-01/07	1428	761	2500	Added

Module con Hinged doors 78x36 Eh
3x Retractable shelf telescopic extension- Capacity: 150 kg
1x Adjustable shelf - Capacity: 200 kg
1x Shelf with anti-tilt system
1x Pair of hinged doors



Item No.	W	D	H	Module
32-47200-00/07	1486	776	2000	Base
32-47200-01/07	1428	776	2000	Added
32-47220-00/07	1486	776	2200	Base
32-47220-01/07	1428	776	2200	Added
32-47250-00/07	1486	776	2500	Base
32-47250-01/07	1428	776	2500	Added

Module with roller shutter 78x36 Eh
3x Drawer 150 mm - Extension: 100% - Capacity: 150 kg
1x Drawer 200 mm - Extension: 100% - Capacity: 150 kg
1x Drawer 300 mm - Extension: 100% - Capacity: 150 kg
1x Adjustable shelf - Capacity: 200 kg
1x Shelf with anti-tilt system
1x Roller shutter





Item No.	W	D	H
99-37827-00/07	1491	707	2000

Module 78x36 Eh con cassetti verticali
3x Vertical drawer 200 mm - Extension 100% - Capacity: 200 kg
3x Vertical drawer 250 mm - Extension 100% - Capacity: 200 kg
6x Perforated panel
42x PRACTIBOX+ with 6 containers
1x Anti-tip system

W Width mm **D** Depth mm **H** Height mm



When ordering, please enter the product code and replace 07 with the desired colour code.
For information on colours, see page 292.

SHELF WITH VERTICAL DRAWERS 36 Eh

SERIES 33





Item No.	Type
06-00046	M10x110

Pair of dowels



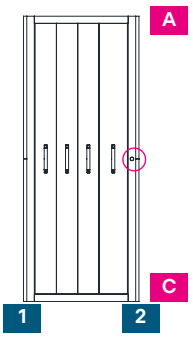

Item No.	W	D	H Rack	
33-70020/07	53	705	2000	1
33-70420/07	53	705	2000	2
33-70022/07	53	705	2200	1
33-70422/07	53	705	2200	2
33-70025/07	53	705	2500	1
33-70025/07	53	705	2500	2

Sidewalls
For full-height vertical drawers



Item No.	W	D	H Rack	Pcs.
33-75200/07	23	707	2000	2
33-75220/07	23	707	2200	2
33-75250/07	23	707	2500	2

Side walls



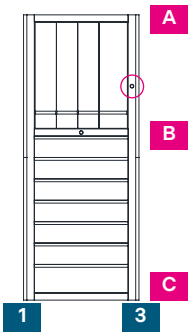

Item No.	W	D	H Rack	
33-70020/07	53	705	2000	1
33-70620/07	53	705	2000	3
33-70022/07	53	705	2200	1
33-70622/07	53	705	2200	3
33-70025/07	53	705	2500	1
33-70625/07	53	705	2500	3

Sidewalls
For partial height vertical drawers

H	Item No. Span		
Shelf	36 Eh	45 Eh	54 Eh
2000	32-13620/07	32-14520/07	32-15420/07
2200	32-13622/07	32-14522/07	32-15422/07
2500	32-13625/07	32-14525/07	32-15425/07

Rear walls



Item No.	W Span	W Span Eh
32-70030	714	36
32-70040	867	45
32-70050	1020	54

Closing devices for vertical drawers

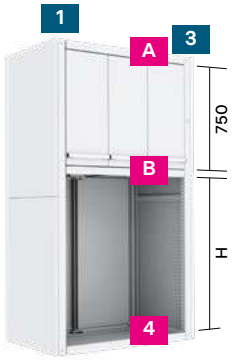

Item No.	D Eh	H Rack	Useful H
33-73110	36	2000	1100
33-73130	36	2000	1300
33-73160	36	2200	1600

Closing devices for horizontal drawers

When ordering, please enter the product code and replace 07 with the desired colour code.
For information on colours, see page 292.

SHELF WITH VERTICAL DRAWERS 36 Eh

SERIES 33



A Upper shelf

C Lower shelf

Item No.	Span mm	Eh	Wu	D	H	KG	
33-72232/07	714	36	661	705	50	200	A
33-72234/07	714	36	661	705	50	200	C
33-72241/07	867	45	814	705	50	200	A
33-72244/07	867	45	814	705	50	200	C
33-72251/07	1020	54	967	705	50	200	A
33-72254/07	1020	54	967	705	50	200	C

Shelves for full-height vertical drawers



A Upper shelf

B Middle shelf

4 Lower shelf

Item No.	Span mm	Eh	Wu	D	H	KG	
33-72231/07	714	36	661	705	50	200	A
33-72232/07	714	36	661	705	50	200	B
33-72234/07	714	36	661	705	50	200	4
33-72241/07	867	45	814	705	50	200	A
33-72242/07	867	45	814	705	50	200	B
33-72244/07	867	45	814	705	50	200	4
33-72251/07	1020	54	967	705	50	200	A
33-72252/07	1020	54	967	705	50	200	B
33-72254/07	1020	54	967	705	50	200	4

Shelves for partial height vertical drawers



Item No.	Span mm	Eh	Lu	P	H	KG
33-71036/07	714	36	661	705	50	200
33-71045/07	867	45	814	705	50	200
33-71054/07	1020	54	967	705	50	200

Universal shelves



Item No.	Span mm	Eh	Lu	Pu	H	KG
33-72038/07	714	36	661	620	28	70
33-72048/07	867	45	814	620	28	70
33-72058/07	1020	54	967	620	28	70

Adjustable shelves for locks

W Width mm **Wu** Useful width mm **D** Depth mm **Du** Useful depth mm **H** Height mm KG Capacity



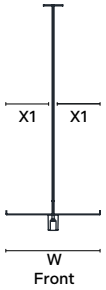

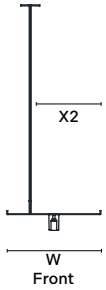



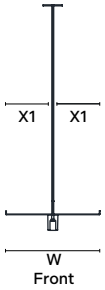

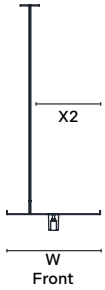

Front H 750 mm

Item No.	Front W	X2
33-76012	125	93
33-76015	150	118
33-76017	175	143
33-76020	200	168
33-76022	220*	-
33-76025	250	218
33-76030	300	268
33-76033	330*	-

	Front W	X1
33-76013	125	-
33-76016	150	68/68
33-76018	175	68/93
33-76021	200	93/93
33-76023	220*	105/105
33-76026	250	118/118
33-76025	250	93/143
33-76025	250	93/143
33-76031	300	143/143
33-76034	330*	160/160

Partial height vertical drawers
only for 36x36 shelves Eh

Item No. Shelf			W	
H 2000 mm	H 2200 mm	H 2500 mm	Frontale	X2
33-76212	33-76412	33-76612	125	93
33-76215	33-76415	33-76615	150	118
33-76217	33-76417	33-76617	175	143
33-76220	33-76420	33-76620	200	168
33-76222	33-76422	33-76622	220*	-
33-76225	33-76425	33-76625	250	218
33-76230	33-76430	33-76630	300	268
33-76233	33-76433	33-76633	330*	-

			Front H	X1
33-76213	33-76423	33-76623	125	-
33-76216	33-76416	33-76616	150	68/68
33-76218	33-76418	33-76618	175	68/93
33-76221	33-76421	33-76621	200	93/93
33-76223	33-76423	33-76623	220*	105/105
33-76225	33-76425	33-76625	250	118/118
33-76226	33-76426	33-76626	250	93/143
33-76227	33-76427	33-76627	250	93/143
33-76231	33-76431	33-76631	300	143/143
33-76234	33-76434	33-76634	330*	160/160

Full-height vertical drawers
only for 36x36 shelves Eh

When ordering, please enter the product code and replace 07 with the desired colour code.
For information on colours, see page 292.

SHELF WITH VERTICAL DRAWERS 36 Eh

SERIES 33



Tools

Item No.	ISO-SK	HSK	No.	Max Ø	W	D
33-74311/07	30	50	11	51/36	600	56
33-74409/07	40	63	9	63/50	600	56
33-74457/07	45	80	7	82/63	600	72
33-74505/07	50	100	5	98/80	600	84
33-74515/07	50	-	5	112/80	600	100

Tool holders
Colour: Light grey RAL 7035



Item No.	W	D	H	
33-77709/07	90	600	100	-
33-77716/07	165	600	100	

Shelves
Colour: Light grey RAL 7035



Item No.	H Drawer	No. of pieces	H
33-77607/07	750	1	456
33-77620/07	2000	1	1562
33-77622/07	2200	2	1724
33-77625/07	2500	2	2024

Perforated panels





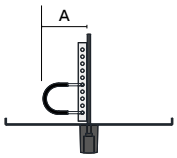

Item No.	No. of units	Max. tool Ø	No. of rings	A
32-75015	2	15	16	50
32-75027	3	27	12	65
32-75035	4	35	10	76
32-75048	5	48	8	90
32-75060	6	60	7	98
32-75073	7	73	6	115
32-75085	8	85	5	126
32-75098	9	98	5	140
32-75110	10	110	4	153
32-75123	11	123	4	165
32-75135	12	135	3	180

Sealing rings



Support	Neoprene prorowss			
Item No.	Item No.	L	P	H
33-74700/07	33-74701	620	18	50

Support - Neoprene prorowss
Colour: Light grey RAL 7035



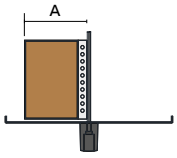

Item No.	W	D	A	KG
33-77505/07	310	50	70	50
33-77507/07	310	75	95	50
33-77510/07	310	100	120	50
33-77512/07	310	125	145	50
33-77515/07	310	150	170	50

Support surfaces
Colour: Light grey RAL 7035

When ordering, please enter the product code and replace 07 with the desired colour code.
For information on colours, see page 292.

SHELF WITH VERTICAL DRAWERS 36 Eh

SERIES 33



Item No.	Front H		Useful H	Lateral H	KG
10-33050/07	50	S	36	33	60
10-33075/07	75	S	61	52	100
10-33076/07	75	T	54	52	200
10-33100/07	100	S	86	77	100
10-33101/07	100	T	79	77	200
10-33125/07	125	S	111	77	100
10-33126/07	125	T	104	77	200
10-33150/07	150	S	136	127	100
10-33151/07	150	T	129	127	200
10-33176/07	175	T	154	127	200
10-33200/07	200	S	186	177	100
10-33201/07	200	T	179	177	200
10-33251/07	250	T	229	177	200
10-33300/07	300	S	286	277	100
10-33301/07	300	T	279	277	200
10-33401/07	400		379	277	200

Drawer 36x36 Eh
W x D= 612 x 612 mm
S= Extension 80-90%
T= Extension 100%



Item No.	Front H		Useful H	Lateral H	KG
10-43050/07	50	S	36	33	60
10-43075/07	75	S	61	52	100
10-43076/07	75	T	54	52	200
10-43100/07	100	S	86	77	100
10-43101/07	100	T	79	77	200
10-43125/07	125	S	111	77	100
10-43126/07	125	T	104	77	200
10-43150/07	150	S	136	127	100
10-43151/07	150	T	129	127	200
10-43200/07	200	S	186	177	100
10-43201/07	200	T	179	177	200
10-43251/07	250	T	229	177	200
10-43300/07	300	S	286	277	100
10-43301/07	300	T	279	277	200
10-43401/07	400	T	379	277	200

Drawer 45x36 Eh
W x D= 765 x 612 mm
S= Extension 80-90%
T= Extension 100%



Item No.	W	D	H		KG
10-33984/07	612	612	75	S	100
10-33985/07	612	612	75	T	200

Retractable shelf 36x36 Eh
S= Extension 80-90%
T= Extension 100%



Item No.	W	D	H		KG
10-43984/07	765	612	75	S	100
10-43985/07	765	612	75	T	200

Retractable shelf 45x36 Eh
S= Extension 80-90%
T= Extension 100%

W Width mm **D** Depth mm **H** Height mm KG Capacity Drawer extension



Item No.	Front H		Useful H	Lateral H	KG
10-53050/07	50	S	36	33	60
10-53075/07	75	S	61	52	100
10-53076/07	75	T	54	52	200
10-53100/07	100	S	86	77	100
10-53101/07	100	T	79	77	200
10-53125/07	125	S	111	77	100
10-53126/07	125	T	104	77	200
10-53150/07	150	S	136	127	100
10-53151/07	150	T	129	127	200
10-53176/07	175	T	154	127	200
10-53200/07	200	S	186	177	100
10-53201/07	200	T	179	177	200
10-53251/07	250	T	229	177	200
10-53300/07	300	S	286	277	100
10-53301/07	300	T	279	277	200
10-53401/07	400	T	379	277	200

Drawer 54x36 Eh
W x D= 918 x 612 mm
S= Extension 80-90%
T= Extension 100%



Item No.	W	D	H		KG
10-53984/07	918	612	75	S	100
10-53985/07	918	612	75	T	200

Retractable shelf 54x36 Eh
S= Extension 80-90%
T= Extension 100%

When ordering, please enter the product code and replace 07 with the desired colour code.
For information on colours, see page 292.

SHELF WITH VERTICAL DRAWERS 36 Eh

SERIES 33



Item No.	W	D	Eh	rows	
30-43436	584	596	36x36	4	A

Bushing frame



Item No.	W	D	Eh	rows	
30-43445	737	596	45x36	4	A

Bushing frame



30-43454	890	596	54x36	4	A

Bushing frame

Item No.	Support H	H with frames	
30-43410	80/160	135/165	B
30-43417	185/220	195/225	B

Frame support

		Number of bushings per frame		
Item No.	Tools	30-43436	30-43454	30-43445
30-51030	ISO-SK 30	32	52	40
30-51040	ISO-SK 40	32	52	40
30-51050	ISO-SK 50	20	32	32
30-51432	HSK 32	32	52	48
30-51440	HSK 40	32	52	48
30-51450	HSK 50	24	40	48
30-51463	HSK 63	32	48	40
30-51480	HSK 80	16	32	32
30-51499	HSK 100	16	28	24
30-51604	CAPTO C4	24	40	48
30-51605	CAPTO C5	24	40	48
30-51606	CAPTO C6	24	40	38
30-51608	CAPTO C8	16	32	32
30-51130	VDI 30	32	52	40
30-51140	VDI 40	32	52	40
30-51150	VDI 50	24	40	32

SHELF WITH VERTICAL DRAWERS 36 Eh

SERIES 33



Item No.	W	D	H
32-63200-01/07	813	707	2000

36x36 Eh
2x Vertical drawer 200 mm total height
1x Vertical drawer 250 mm total height
1x Locking system



Item No.	W	D	H
32-63200-02/07	813	707	2000

36x36 Eh
2x Vertical drawer 330 mm total height
1x Locking system



Item No.	W	D	H
32-63200-11/07	813	707	2000

36x36 Eh
2x Vertical drawer 200 mm partial height
1x Vertical drawer 250 mm partial height
3x Drawer 100 mm - Extension: 100% - Capacity: 200 kg
4x Drawer 150 mm - Extension: 100% - Capacity: 200 kg
1x Drawer 200 mm - Extension: 100% - Capacity: 200 kg
2x Locking system

When ordering, please enter the product code and replace 07 with the desired colour code.
For information on colours, see page 292.

SHELF WITH VERTICAL DRAWERS 36 Eh

SERIES 33



Item No.	W	D	H
32-64200-01/07	966	707	2000

45x36 Eh
4x Vertical drawer 200 mm total height
1x Locking system



Item No.	W	D	H
32-64200-02/07	966	707	2000

45x36 Eh
2x Vertical drawer 250 mm total height
1x Vertical drawer 300 mm total height
1x Locking system



Item No.	W	D	H
32-64200-12/07	966	707	2000

45x36 Eh
4x Vertical drawer 200 mm H parziale
4x Drawer 150 mm - Extension: 100% - Capacity: 200 kg
1x Drawer 200 mm - Extension: 100% - Capacity: 200 kg
2x Locking system



Item No.	W	D	H
32-65200-01/07	1119	707	2000

54x36 Eh
4x Vertical drawer 175 mm total height
1x Vertical drawer 250 mm total height
1x Locking system



Item No.	W	D	H
32-65200-02/07	1119	707	2000

54x36 Eh
1x Vertical drawer 200 mm total height
3x Vertical drawer 250 mm total height
1x Locking system



Item No.	W	D	H
32-65200-12/07	1119	707	2000

54x36 Eh
1x Vertical drawer 200 mm partial height
3 x Vertical drawer 250 mm partial height
3x Drawer 100 mm - Extension: 100% - Capacity: 200 kg
4x Drawer 150 mm - Extension: 100% - Capacity: 200 kg
1x Drawer 200 mm - Extension: 100% - Capacity: 200 kg
2x Locking system

When ordering, please enter the product code and replace 07 with the desired colour code.
For information on colours, see page 292.

RACK WITH SHELVES

SERIES 50/52







Item No.

Painted	H Rack	D
50-33010/07	1000	300
50-33020/07	2000	300
50-33022/07	2200	300
50-33025/07	2500	300
50-34010/07	1000	400
50-34020/07	2000	400
50-34022/07	2200	400
50-34025/07	2500	400
50-35010/07	1000	500
50-35020/07	2000	500
50-35022/07	2200	500
50-35025/07	2500	500
50-36010/07	1000	600
50-36020/07	2000	600
50-36022/07	2200	600
50-36025/07	2500	600

Side walls

Other sizes available on request
Colour: Light grey RAL 7035



Item No.

Painted	Galvanised	H Rack	D
50-13110/07	52-13110	1000	300
50-13120/07	52-13120	2000	300
50-13122/07	52-13122	2200	300
50-13125/07	52-13125	2500	300
50-14110/07	52-14110	1000	400
50-14120/07	52-14120	2000	400
50-14122/07	52-14122	2200	400
50-14125/07	52-14125	2500	400
50-15110/07	52-15110	1000	500
50-15120/07	52-15120	2000	500
50-15122/07	52-15122	2200	500
50-15125/07	52-15125	2500	500
50-16110/07	52-16110	1000	600
50-16120/07	52-16120	2000	600
50-16122/07	52-16122	2200	600
50-16125/07	52-16125	2500	600

Sidewalls

Other sizes available on request
Colour: Light grey RAL 7035



Item No.	Type	
52-00020		
06-00046	M10x110	Pair of fixing plugs

Pair of feet

W Width mm **Wu** Useful width mm **D** Depth mm **H** Height mm



Item No.			
Painted	Galvanised	H Rack	D
50-53009/07	52-53009	1000	300
50-53020/07	52-53020	2000	300
50-53022/07	52-53022	2200	300
50-53025/07	52-53025	2500	300
50-54009/07	52-54009	1000	400
50-54020/07	52-54020	2000	400
50-54022/07	52-54022	2200	400
50-54025/07	52-54025	2500	400
50-55009/07	52-55009	1000	500
50-55020/07	52-55020	2000	500
50-55022/07	52-55022	2200	500
50-55025/07	52-55025	2500	500
50-56009/07	52-56009	1000	600
50-56020/07	52-56020	2000	600
50-56022/07	52-56022	2200	600
50-56025/07	52-56025	2500	600

Central walls for sides
Colour: Light grey RAL 7035

Item No.			
Painted	Galvanised	H Rack	L Shelf
50-41010/07	52-41010	1000	1000
50-41020/07	52-41020	2000	1000
50-41022/07	52-41022	2200	1000
50-41025/07	52-41025	2500	1000
50-41310/07	52-41310	1000	1300
50-41320/07	52-41320	2000	1300
50-41322/07	52-41322	2200	1300
50-41325/07	52-41325	2500	1300

Rear walls
Other sizes available on request
Colour: Light grey RAL 7035



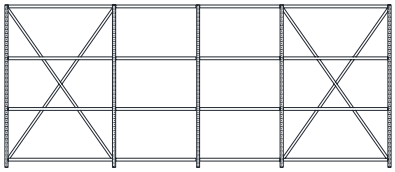

Item No.	H Rack	L Shelf
52-52010	1000	1000
52-52020	2000	1000
52-52022	2200	1000
52-52025	2500	1000
52-52310	1000	1300
52-52320	2000	1300
52-52322	2200	1300
52-52325	2500	1300

Stiffening crossbars
Colour: Galvanised
1x Cross brace every 3 spans
Other sizes available on request

When ordering, please enter the product code and replace 07 with the desired colour code.
For information on colours, see page 292.

RACK WITH SHELVES

SERIES 50/52



Item No.					
Painted	Galvanised	W	D	No. of reinforcements	KG
50-31030/07	52-31030	1000	300	-	50
50-31040/07	52-31040	1000	400	-	50
50-31041/07	52-31041	1000	400	1	100
50-31050/07	52-31050	1000	500	-	50
50-31051/07	52-31051	1000	500	1	100
50-31052/07	52-31052	1000	500	2	150
50-31060/07	52-31060	1000	600	-	50
50-31061/07	52-31061	1000	600	1	100
50-31062/07	52-31062	1000	600	2	150
50-31330/07	52-31330	1300	300	-	50
50-31340/07	52-31340	1300	400	-	50
50-31341/07	52-31341	1300	400	1	100
50-31350/07	52-31350	1300	500	-	50
50-31351/07	52-31351	1300	500	1	100
50-31352/07	52-31352	1300	500	2	150
50-31360/07	52-31360	1300	600	-	50
50-31361/07	52-31361	1300	600	1	100
50-31362/07	52-31362	1300	600	2	150

Adjustable shelves
Colour: Light grey RAL 7035



Item No.	D Shelf	H
52-61030	300	95
52-61040	400	95
52-61050	500	95
52-61060	600	95

Partial height separators
Finish: Galvanised



Item No.	Front H		Useful W	Useful D	KG
50-73100/07	100	S	918	459	20
50-73101/07	100	T	918	459	70

Drawer
W x D= 918 x 459 mm
S= Extension 80-90%
T= Extension 100%
Colour: Light grey RAL 7035

W Width mm **Wu** Useful width mm **D** Depth mm **H** Height mm



Item No. - Depth mm					
300	400	500	600	H Centre distance	Useful H
52-63020	52-64020	52-65020	52-66020	200	165
52-63030	52-64030	52-65030	52-66030	300	265

Full-height dividers
Finish: Galvanised



Item No.	D Shelf	H
52-03300	300	95
52-03400	400	95
52-03500	500	95
52-03600	600	95

Side wall
Finish: Galvanised



Item No.			
Painted	Galvanised	Front H	L Shelf
50-05100/07	52-05100	70	1000
50-05130/07	52-05130	70	1300

Base
Colour: Light grey RAL 7035

When ordering, please enter the product code and replace 07 with the desired colour code.
For information on colours, see page 292.

COMBINATIONS

RACK WITH SHELVES

SERIES 50/52



Item No.	W	D	H	KG	Module
56-610330/07	1080	300	1000	50	Base
56-610331/07	1040	300	1000	50	Added
56-610430/07	1080	400	1000	50	Base
56-610431/07	1040	400	1000	50	Added
56-610530/07	1080	500	1000	50	Base
56-610531/07	1040	500	1000	50	Added

Rack with 3 shelves
Side panel - 40xPx1000 h mm
3x Adjustable shelf - 1000xPx35 h mm - Colour: Galvanised
Useful span width: 1000 mm
Span load capacity: 2300 kg
Basic module with stiffening crossbar



Item No.	W	D	H	KG	Module
56-710430/07	1080	400	1000	100	Base
56-710431/07	1040	400	1000	100	Added
56-710530/07	1080	500	1000	100	Base
56-710531/07	1040	500	1000	100	Added

Rack with 3 shelves
Side panel - 40xPx1000 h mm
3x Adjustable shelf - 1000xPx35 h mm - Colour: Galvanised
Useful span width: 1000 mm
Span load capacity: 2300 kg
Basic module with stiffening crossbar



Item No.	W	D	H	KG	Module
58-610340/07	1380	300	1000	50	Base
58-610341/07	1340	300	1000	50	Added
58-610440/07	1380	400	1000	50	Base
58-610441/07	1340	400	1000	50	Added
58-610540/07	1380	500	1000	50	Base
58-610541/07	1340	500	1000	50	Added

Rack with 4 shelves
Side panel - 40xPx1000 h mm
4x Adjustable shelf - 1300xPx35 h mm - Colour: Galvanised
Useful span width: 1300 mm
Span load capacity: 2300 kg
Basic module with stiffening crossbar



Item No.	W	D	H	KG	Module
58-710440/07	1380	400	1000	100	Base
58-710441/07	1340	400	1000	100	Added
58-710540/07	1380	500	1000	100	Base
58-710541/07	1340	500	1000	100	Added

Rack with 4 shelves
Side panel - 40xPx1000 h mm
4x Adjustable shelf - 1300xPx35 h mm - Colour: Galvanised
Useful span width: 1300 mm
Span load capacity: 2300 kg
Basic module with stiffening crossbar

W Width mm **D** Depth mm **H** Height mm



Item No.	W	D	H	KG	Module
56-620340/07	1080	300	2000	50	Base
56-620341/07	1040	300	2000	50	Added
56-620440/07	1080	400	2000	50	Base
56-620441/07	1040	400	2000	50	Added
56-620540/07	1080	500	2000	50	Base
56-620541/07	1040	500	2000	50	Added

Rack with 4 shelves
Side panel - 40xPx2000 h mm
4x Adjustable shelf - 1000xPx35 h mm - Colour: Galvanised
Useful span width: 1000 mm
Span load capacity: 2300 kg
Basic module with stiffening crossbar



Item No.	W	D	H	KG	Module
56-720440/07	1080	400	2000	100	Base
56-720441/07	1040	400	2000	100	Added
56-720540/07	1080	500	2000	100	Base
56-720541/07	1040	500	2000	100	Added

Rack with 4 shelves
Side panel - 40xPx2000 h mm
4x Adjustable shelf - 1000xPx35 h mm - Colour: Galvanised
Useful span width: 1000 mm
Span load capacity: 2300 kg
Basic module with stiffening crossbar



Item No.	W	D	H	KG	Module
58-620350/07	1380	300	2000	50	Base
58-620351/07	1340	300	2000	50	Added
58-620450/07	1380	400	2000	50	Base
58-620451/07	1340	400	2000	50	Added
58-620550/07	1380	500	2000	50	Base
58-620551/07	1340	500	2000	50	Added

Rack with 5 shelves
Side panel - 40xPx2000 h mm
5x Adjustable shelf - 1300xPx35 h mm - Colour: Galvanised
Useful span width: 1300 mm
Span load capacity: 2300 kg
Basic module with stiffening crossbar



Item No.	W	D	H	KG	Module
58-720450/07	1380	400	2000	100	Base
58-720451/07	1340	400	2000	100	Added
58-720550/07	1380	500	2000	100	Base
58-720551/07	1340	500	2000	100	Added

Rack with 5 shelves
Side panel - 40xPx2000 h mm
5x Adjustable shelf - 1300xPx35 h mm - Colour: Galvanised
Useful span width: 1300 mm
Span load capacity: 2300 kg
Basic module with stiffening crossbar

When ordering, please enter the product code and replace 07 with the desired colour code.
For information on colours, see page 292.

COMBINATIONS

RACK WITH SHELVES

SERIES 50/52



Item No.	W	D	H	KG	Module
56-622350/07	1080	300	2200	50	Base
56-622351/07	1040	300	2200	50	Added
56-622450/07	1080	400	2200	50	Base
56-622451/07	1040	400	2200	50	Added
56-622550/07	1080	500	2200	50	Base
56-622551/07	1040	500	2200	50	Added

Rack with 5 shelves
Side panel - 40xPx2200 h mm
5x Adjustable shelf - 1000xPx35 h mm - Colour: Galvanised
Useful span width: 1000 mm
Span load capacity: 2300 kg
Basic module with stiffening crossbar



Item No.	W	D	H	KG	Module
56-722450/07	1080	400	2200	100	Base
56-722451/07	1040	400	2200	100	Added
56-722550/07	1080	500	2200	100	Base
56-722551/07	1040	500	2200	100	Added

Rack with 5 shelves
Side panel - 40xPx2200 h mm
5x Adjustable shelf - 1000xPx35 h mm - Colour: Galvanised
Useful span width: 1000 mm
Span load capacity: 2300 kg
Basic module with stiffening crossbar



Item No.	W	D	H	KG	Module
58-622350/07	1380	300	2200	50	Base
58-622351/07	1340	300	2200	50	Added
58-622450/07	1380	400	2200	50	Base
58-622451/07	1340	400	2200	50	Added
58-622550/07	1380	500	2200	50	Base
58-622551/07	1340	500	2200	50	Added

Rack with 5 shelves
Side panel - 40xPx2200 h mm
5x Adjustable shelf - 1300xPx35 h mm - Colour: Galvanised
Useful span width: 1300 mm
Span load capacity: 2300 kg
Basic module with stiffening crossbar



Item No.	W	D	H	KG	Module
58-722450/07	1380	400	2200	100	Base
58-722451/07	1340	400	2200	100	Added
58-722550/07	1380	500	2200	100	Base
58-722551/07	1340	500	2200	100	Added

Rack with 5 shelves
Side panel - 40xPx2200 h mm
5x Adjustable shelf - 1300xPx35 h mm - Colour: Galvanised
Useful span width: 1300 mm
Span load capacity: 2300 kg
Basic module with stiffening crossbar

W Width mm **D** Depth mm **H** Height mm



Item No.	W	D	H	KG	Module
56-625360/07	1080	300	2500	50	Base
56-625361/07	1040	300	2500	50	Added
56-625460/07	1080	400	2500	50	Base
56-625461/07	1040	400	2500	50	Added
56-625560/07	1080	500	2500	50	Base
56-625561/07	1040	500	2500	50	Added

Rack with 6 shelves
Side panel - 40xPx2500 h mm
6x Adjustable shelf - 1000xPx35 h mm - Colour: Galvanised
Useful span width: 1000 mm
Span load capacity: 2300 kg
Basic module with stiffening crossbar



Item No.	W	D	H	KG	Module
56-725460/07	1080	400	2500	100	Base
56-725461/07	1040	400	2500	100	Added
56-725560/07	1080	500	2500	100	Base
56-725561/07	1040	500	2500	100	Added

Rack with 6 shelves
Side panel - 40xPx2500 h mm
6x Adjustable shelf - 1000xPx35 h mm - Colour: Galvanised
Useful span width: 1000 mm
Span load capacity: 2300 kg
Basic module with stiffening crossbar



Item No.	W	D	H	KG	Module
58-625360/07	1380	300	2500	50	Base
58-625361/07	1340	300	2500	50	Added
58-625460/07	1380	400	2500	50	Base
58-625461/07	1340	400	2500	50	Added
58-625560/07	1380	500	2500	50	Base
58-625561/07	1340	500	2500	50	Added

Rack with 6 shelves
Side panel - 40xPx2500 h mm
6x Adjustable shelf - 1300xPx35 h mm - Colour: Galvanised
Useful span width: 1300 mm
Span load capacity: 2300 kg
Basic module with stiffening crossbar



Item No.	W	D	H	KG	Module
58-725460/07	1380	400	2500	100	Base
58-725461/07	1340	400	2500	100	Added
58-725560/07	1380	500	2500	100	Base
58-725561/07	1340	500	2500	100	Added

Rack with 6 shelves
Side panel - 40xPx2500 h mm
6x Adjustable shelf - 1300xPx35 h mm - Colour: Galvanised
Useful span width: 1300 mm
Span load capacity: 2300 kg
Basic module with stiffening crossbar

When ordering, please enter the product code and replace 07 with the desired colour code.
For information on colours, see page 292.

RACK WITH SLOPING SHELVES

SERIES 57/59







Item No.

Painted	Galvanised	H Rack	D
73-24020/07	74-24020	2000	400
73-25020/07	74-25020	2000	500
73-26020/07	74-26020	2000	600

Sidewalls

Fixing foot included

Item No.	Type
06-00046	M10x110

Pair of ground fixing dowels



Item No.

Painted	Galvanised	W	D	No. of reinforcements	KG
50-31040/07	52-31040	1000	400	-	50
50-31041/07	52-31041	1000	400	1	100
50-31050/07	52-31050	1000	500	-	50
50-31051/07	52-31051	1000	500	1	100
50-31052/07	52-31052	1000	500	2	150
50-31060/07	52-31060	1000	600	-	50
50-31061/07	52-31061	1000	600	1	100
50-31062/07	52-31062	1000	600	2	150
50-31340/07	52-31340	1300	400	-	50
50-31341/07	52-31341	1300	400	1	100
50-31350/07	52-31350	1300	500	-	50
50-31351/07	52-31351	1300	500	1	100
50-31352/07	52-31352	1300	500	2	150
50-31360/07	52-31360	1300	600	-	50
50-31361/07	52-31361	1300	600	1	100
50-31362/07	52-31362	1300	600	2	150

Adjustable shelves



Item No.				W
Front crossbar		Rear crossbar		
Painted	Galvanised	Painted	Galvanised	shelf
73-04010/07	74-04010	73-04110/07	74-04110	1000
73-04013/07	74-04013	73-04113/07	74-04113	1300

Connecting crossbars



ATHENA storage containers

W Width mm D Depth mm H Height mm

RACK WITH SLOPING SHELVES

SERIES 57/59



Item No.	W	D	H	KG
57-204107/07	1080	400	2000	100
59-204107/ZI	1080	400	2000	100

Rack with 7 shelves
Side panel - 40xPx2000 h mm
7x Adjustable shelf - 1000xPx35 h mm - Colour: Galvanised
Useful span width: 1000 mm
Span load capacity: 2300 kg
For boxes H 120 mm



Item No.	W	D	H	KG
57-204105/07	1080	400	2000	100
59-204105/ZI	1080	400	2000	100

Rack with 5 shelves
Side panel - 40xPx2000 h mm
5x Adjustable shelf - 1000xPx35 h mm - Colour: Galvanised
Useful span width: 1000 mm
Span load capacity: 2300 kg
For boxes H 120 mm



Item No.	W	D	H	KG
57-204137/07	1380	400	2000	100
59-204137/ZI	1380	400	2000	100

Rack with 7 shelves
Side panel - 40xPx2000 h mm
7x Adjustable shelf - 1300xPx35 h mm - Colour: Galvanised
Useful span width: 1300 mm
Span load capacity: 2300 kg
For boxes H 120 mm
Finish: Galvanised



Item No.	W	D	H	KG
57-204135/07	1380	400	2000	100
59-204135/ZI	1380	400	2000	100

Rack with 5 shelves
Side panel - 40xPx2000 h mm
5x Adjustable shelf - 1300xPx35 h mm - Colour: Galvanised
Useful span width: 1300 mm
Span load capacity: 2300 kg
For boxes H 120 mm
Finish: Galvanised

When ordering, please enter the product code and replace 07 with the desired colour code.
For information on colours, see page 292.

SHELF FOR CRATES 400 x 300

SERIES 73/74





Item No.

Painted	Galvanised	H Rack	D
73-24011/07	74-24011	1100	400
73-24020/07	74-24020	2000	400

Sidewalls

Fixing foot included

Item No.	Type
06-00046	M10x110

Pair of ground fixing dowels



Item No.

Painted	Galvanised	W	H
73-21404/07	74-21404	380	80

Sockets

Pair

Colour: Light grey RAL 7035



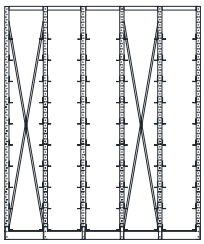

Item No.	H Rack
74-21114	1100
74-21204	2000

Stiffening crossbars

Colour: Galvanised

1x Cross brace every 3 spans



Item No.	D	KG
74-21440	400	50

Guides

Pair

Finish: Galvanised



Item No.

Painted	Galvanised	W	D	H	KG
73-21400/07	74-21400	310	400	35	50

Upper shelf



ATHENA storage containers

SHELF FOR CRATES 400 x 300

SERIES 73/74



Module	Item No.			
	Shelf H 1100		Shelf H 2000	
	Painted	Galvanised	Painted	Galvanised
Base	73-24011-02/07	74-24011-02	73-24020-02/07	74-24020-02
Added	73-24011-12/07	74-24011-12	73-24020-12/07	74-24020-12
Max. No. of containers Span	6	6	12	12

Container H 120
Maximum load capacity per span 600 kg
Crossbars excluded
Containers excluded



Module	Item No.			
	Shelf H 1100		Shelf H 2000	
	Painted	Galvanised	Painted	Galvanised
Base	73-24011-03/07	74-24011-03	73-24020-03/07	74-24020-03
Added	73-24011-13/07	74-24011-13	73-24020-13/07	74-24020-13
Max. No. of containers Span	5	5	9	9

Container H 170
Maximum load capacity per span 600 kg
Crossbars excluded
Containers excluded



Module	Item No.			
	Shelf H 1100		Shelf H 2000	
	Painted	Galvanised	Painted	Galvanised
Base	73-24011-04/07	74-24011-04	73-24020-04/07	74-24020-04
Added	73-24011-14/07	74-24011-14	73-24020-14/07	74-24020-14
Max. No. of containers Span	3	3	7	7

Container H 220
Maximum load capacity per span 600 kg
Crossbars excluded
Containers excluded



Module	Item No.			
	Shelf H 1100		Shelf H 2000	
	Painted	Galvanised	Painted	Galvanised
Base	73-24011-05/07	74-24011-05	73-24020-05/07	74-24020-05
Added	73-24011-15/07	74-24011-15	73-24020-15/07	74-24020-15
Max. No. of containers Span	2	2	5	5

Container H 325
Maximum load capacity per span 600 kg
Crossbars excluded
Containers excluded

When ordering, please enter the product code and replace 07 with the desired colour code.
For information on colours, see page 292.

SHELF FOR CRATES 600 x 400

SERIES 73/74





Item No.

Painted	Galvanised	H Rack	D
73-26011/07	74-26011	1100	600
73-26020/07	74-26020	2000	600

Sidewalls

Fixing foot included

Item No.	Type
06-00046	M10x110

Pair of ground fixing dowels



Item No.

Painted	Galvanised	W	H
73-21604/07	74-21604	480	80

Sockets

Pair

Colour: Light grey RAL 7035



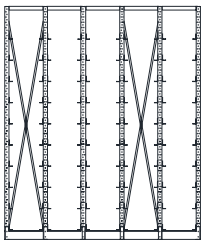

Item No.	H Rack
74-21116	1100
74-21206	2000

Stiffening crossbars

Colour: Galvanised

1x Cross brace every 3 spans



Item No.	D	KG
74-21660	600	50

Guides

Pair

Finish: Galvanised



Item No.

Painted	Galvanised	W	D	H	KG
73-21600/07	74-21600	410	600	35	50

Upper shelf



ATHENA storage containers

SHELF FOR CRATES 600 x 400

SERIES 73/74



Module	Item No.			
	Shelf H 1100		Shelf H 2000	
	Painted	Galvanised	Painted	Galvanised
Base	73-26011-02/07	74-26011-02	73-26020-02/07	74-26020-02
Added	73-26011-12/07	74-26011-12	73-26020-12/07	74-26020-12
Max. No. of containers Span	6	6	12	12

Container H 120
Maximum load capacity per span 600 kg
Crossbars excluded
Containers excluded



Module	Item No.			
	Shelf H 1100		Shelf H 2000	
	Painted	Galvanised	Painted	Galvanised
Base	73-26011-03/07	74-26011-03	73-26020-03/07	74-26020-03
Added	73-26011-13/07	74-26011-13	73-26020-13/07	74-26020-13
Max. No. of containers Span	5	5	9	9

Container H 170
Maximum load capacity per span 600 kg
Crossbars excluded
Containers excluded



Module	Item No.			
	Shelf H 1100		Shelf H 2000	
	Painted	Galvanised	Painted	Galvanised
Base	73-26011-04/07	74-26011-04	73-26020-04/07	74-26020-04
Added	73-26011-14/07	74-26011-14	73-26020-14/07	74-26020-14
Max. No. of containers Span	3	3	7	7

Container H 220
Maximum load capacity per span 600 kg
Crossbars excluded
Containers excluded



Module	Item No.			
	Shelf H 1100		Shelf H 2000	
	Painted	Galvanised	Painted	Galvanised
Base	73-26011-05/07	74-26011-05	73-26020-05/07	74-26020-05
Added	73-26011-15/07	74-26011-15	73-26020-15/07	74-26020-15
Max. No. of containers Span	2	2	5	5

Container H 325
Maximum load capacity per span 600 kg
Crossbars excluded
Containers excluded

When ordering, please enter the product code and replace 07 with the desired colour code.
For information on colours, see page 292.

SHELF FOR CRATES SIZE 3B-3

SERIES 73/74





Item No.

Painted	Galvanised	H Rack	D
73-23511/07	74-23511	1100	350
73-23520/07	74-23520	2000	350

Sidewalls

Fixing foot included

Item No.	Type
06-00046	M10x110

Pair of ground fixing dowels



Item No.

Painted	Galvanised	W	H
73-21354/07	74-21354	292	80

Sockets

Pair

Colour: Light grey RAL 7035



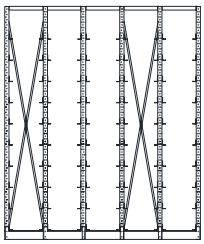

Item No.	H Rack
74-21113	1100
74-21203	2000

Stiffening crossbars

Colour: Galvanised

1x Cross brace every 3 spans



Item No.	D	KG
74-21335	350	50

Guides

Pair

Finish: Galvanised



Item No.

Painted	Galvanised	W	D	H	KG
73-21350/07	74-21350	220	350	35	50

Upper shelf



COMPAT storage containers

SHELF FOR CRATES SIZE 3B-3

SERIES 73/74



Module	Item No.			
	Shelf H 1100		Shelf H 2000	
	Painted	Galvanised	Painted	Galvanised
Base	73-23511-02/07	74-23511-02	73-23520-02/07	74-23520-02
Added	73-23511-12/07	74-23511-12	73-23520-12/07	74-23520-12
Max. No. of containers Span	5	5	10	10

Container misura 3B
Maximum load capacity per span 600 kg
Crossbars excluded
Containers excluded



Module	Item No.			
	Shelf H 1100		Shelf H 2000	
	Painted	Galvanised	Painted	Galvanised
Base	73-23511-03/07	74-23511-03	73-23520-03/07	74-23520-03
Added	73-23511-13/07	74-23511-13	73-23520-13/07	74-23520-13
Max. No. of containers Span	4	4	8	8

Container misura 3
Maximum load capacity per span 600 kg
Crossbars excluded
Containers excluded

When ordering, please enter the product code and replace 07 with the desired colour code.
For information on colours, see page 292.

SHELF FOR CRATES SIZE 4

SERIES 73/74





Item No.

Painted	Galvanised	H Rack	D
73-25011/07	74-25011	1100	500
73-25020/07	74-25020	2000	500

Sidewalls

Fixing foot included

Item No.	Type
06-00046	M10x110

Pair of ground fixing dowels



Item No.

Painted	Galvanised	W	H
73-21504/07	74-21504	392	80

Sockets

Pair

Colour: Light grey RAL 7035



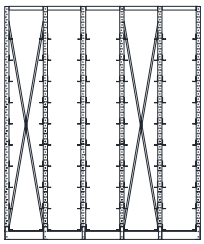

Item No.	H Rack
74-21115	1100
74-21205	2000

Stiffening crossbars

Colour: Galvanised

1x Cross brace every 3 spans



Item No.	D	KG
74-21550	500	50

Guides

Pair

Finish: Galvanised



Item No.

Painted	Galvanised	W	D	H	KG
73-21500/07	74-21500	322	500	35	50

Upper shelf



COMPAT storage containers

W Width mm D Depth mm H Height mm

SHELF FOR CRATES SIZE 4

SERIES 73/74



	Item No.			
	Shelf H 1100		Shelf H 2000	
Module	Painted	Galvanised	Painted	Galvanised
Base	73-25011-03/07	74-25011-03	73-25020-03/07	74-25020-03
Added	73-25011-13/07	74-25011-13	73-25020-13/07	74-25020-13
Max. No. of containers Span	4	4	8	8

Container misura 4
Maximum load capacity per span 600 kg
Crossbars excluded
Containers excluded

When ordering, please enter the product code and replace 07 with the desired colour code.
For information on colours, see page 292.

RACK WITH SHELVES PER RK

SERIES 72







Item No.	H Rack
72-11100	1100
72-21302	1997

Stiffening crossbars
Colour: Galvanised
1x Cross brace every 3 spans



RK storage containers

RACK WITH SHELVES PER RK

SERIES 72



Module	Item No.	W	D	H	Load level
Base	72-34010-01	1100	430	1086	7
Added	72-34010-11	1060	430	1086	7
Base	72-34020-01	1100	430	1997	14
Added	72-34020-11	1060	430	1997	14

Contenitori RK profondità 400/300 mm
Finish: Galvanised
Base module with crossbar



Module	Item No.	W	D	H	Load level
Base	72-36010-01	1100	630	1086	7
Added	72-36010-11	1060	630	1086	7
Base	72-36020-01	1100	630	1997	14
Added	72-36020-11	1060	630	1997	14

Contenitori RK profondità 600/500 mm
Finish: Galvanised
Base module with crossbar

When ordering, please enter the product code and replace 07 with the desired colour code.
For information on colours, see page 292.

CONTAINER CABINETS

SERIES 21



Item No.

Without doors	With doors	W	D	H
21-10160/07	21-11160/07	700	270	1650
21-10200/07	21-11200/07	700	270	2000

Container cabinet

Colour: Light grey RAL 7035



Item No.	W	D	H	KG
21-10034	675	235	16	50

Adjustable shelves

Finish: Galvanised



Item No.	W	D
21-10021	675	70

Rear profile

Finish: Galvanised



COMPAT storage containers

CONTAINER CABINETS

SERIES 21



Item No.	W 700	D 270	H 1650
21-10160-10/07	Senza porte		
21-11160-10/07	With doors		

Cabinet size 1
90x Container size 1
14x Adjustable shelf
Containers excluded



Item No.	W 700	D 270	H 1650
21-10160-20/07	Senza porte		
21-11160-20/07	With doors		

Cabinet size 2
40x Container size 2
9x Adjustable shelf
Containers excluded



Item No.	W 700	D 270	H 1650
21-10160-30/07	Senza porte		
21-11160-30/07	With doors		

Cabinet size 1-2
36x Container size 1
24x Container size 2
11x Adjustable shelf
Containers excluded



Item No.	W 700	D 270	H 2000
21-10200-10/07	Senza porte		
21-11200-10/07	With doors		

Cabinet size 1
114x Container size 1
18x Adjustable shelf
Containers excluded



Item No.	W 700	D 270	H 2000
21-10200-20/07	Senza porte		
21-11200-20/07	With doors		

Cabinet size 2
52x Container size 2
12x Adjustable shelf
Containers excluded



Item No.	W 700	D 270	H 2000
21-10200-30/07	Senza porte		
21-11200-30/07	With doors		

Cabinet size 1-2
54x Container size 1
28x Container size 2
15x Adjustable shelf
Containers excluded

When ordering, please enter the product code and replace 07 with the desired colour code.
For information on colours, see page 292.

SHELF FOR RK CONTAINERS

SERIES 72



Item No.	W	D	H
IM RK BX30 0001	500	300	545
IM RK BX40 0001	500	400	545
IM RK BX50 0001	500	500	545
IM RK BX60 0001	500	600	545

Shelf
Colour: Grey RAL 7000



Item No.	W	D	H
IM RK F300 0001	485	275	90
IM RK F400 0001	485	375	90
IM RK F500 0001	485	475	90
IM RK F600 0001	485	575	90

Plinth
Colour: Grey RAL 7000



Item No.	W
IM RK RL30 0099	300
IM RK RL40 0099	400
IM RK RL50 0099	500
IM RK RL60 0099	600

Galvanised guides
Finish: Galvanised

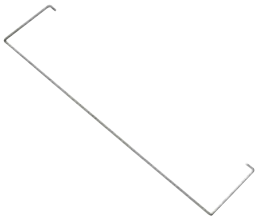

Item No.	W
IM RK S500 0099	485

Galvanised front fastener
Finish: Galvanised



Item No.	W
IM RK S120 1099	120
IM RK S160 2099	160

Galvanised rear fastener
Finish: Galvanised



RK storage containers

W Width mm **D** Depth mm **H** Height mm

SHELF FOR RK CONTAINERS

SERIES 72



Item No.	Containers
IM RK BX31 0001	16 x RK 3012 5401

Shelf with containers, depth 300 mm
Complete with guides and rear stops



Item No.	Containers
IM RK BX32 0001	12 x RK 3016 5401

Shelf with containers, depth 300 mm
Complete with guides and rear stops



Item No.	Containers
IM RK BX33 0001	8 x RK 3012 5401 6 x RK 3016 5401

Shelf with containers, depth 300 mm
Complete with guides and rear stops

PRACTIBOX+ AND TROLLEYS

The PRACTIBOX+ line of drawer units and container trolleys is an ideal solution for storing and transporting materials. Thanks to the structure of the systems, it is possible to configure an infinite number of solutions suitable for any use.

- Flexible configurations
- Sturdy and stable
- Wide range of accessories
- Maximum visibility



PRACTIBOX+

The PRACTIBOX+ series of drawer units consists of a grey ABS structure and transparent polystyrene drawers with high mechanical resistance. Available in different models, in terms of depth and height, they all have a width of 600 mm, which allows them to be stacked, enabling a wide variety of combinations.



Drawers
The drawers, made of transparent polystyrene with high mechanical resistance, are housed in a special ABS container, designed to be inserted into the shelves and trolleys of the PRACTIBOX+ series or fixed to the wall with plugs.



Stacking
Available in different models in terms of depth and height, the PRACTIBOX+ series of drawer units all have a width of 600 mm.
This feature allows modules of the same depth and decreasing depths to be stacked, allowing for a wide variety of combinations.



Tilting opening
Equipped with a convenient tilting opening, the PRACTIBOX+ series drawers offer optimal access to the product.



Trolleys
Sturdy structures that are easy to move thanks to 2 fixed wheels and 2 swivel wheels with polyurethane brakes.
With side profiles, containers can be inserted without securing them with screws. Load capacity
up to 360 kg. Available in one size.



Fixed and swivel frames
Solid structure for inserting containers on all 4 sides of the shelf.
Stability and ease of rotation are provided by a high-strength swivel mechanism.
Available in three heights.



Vertical drawers
The shelves with vertical drawers allow PRACTIBOX+ containers to be stored while taking up minimal front space. Configurable with various numbers of drawers.
Available in 2 widths and in a single standard height and depth.

Container trolleys and trolleys with shelves

The container trolleys feature a base structure consisting of a frame and double-slotted galvanised uprights that can be fitted with a wide range of components to suit the operator's needs. They are available in two different widths (823 or 1123 mm) and are fitted with polyurethane tyres.



Crate trolleys
Trolleys consisting of a galvanised sheet steel structure.
Equipped with 2 fixed wheels and 2 swivel wheels with polyurethane anti-trace brakes and a sturdy handle.
Available in 2 different widths: 823 and 1123 mm.



Trolleys with shelves
Made of painted sheet steel. Sturdy and easy to assemble.
With 2 fixed wheels and 2 swivel wheels with nonmarking polyurethane brakes and a sturdy handle.
The middle shelf is optional.

SERIES 99

Depth 750 mm

Trolleys



Width 600 mm

Wall frames



Depth 325 mm

Frames with base



Depth 1000 mm

Racks with shelves



Depth 707 mm

Vertical shelving



COLOURS

07 RAL 7035 LIGHT GREY

SERIES 77

Athena and Compat container racks



COLOURS

ZI ZINCATO

Other colours available on request

SERIES 79

Trolleys with shelves





COLOURS

07 RAL 7035 LIGHT GREY

Components

1 PRACTIBOX+
2 Frame with base
3 Wall frame
4 Base for frame
5 Trolley
6 Shelf with vertical drawers
7 Swivel shelf



Components

1 Trolley
2 Sloping shelves
3 Trays
4 Perforated panels
5 Containers
6 Trolley with shelves



TECHNICAL INFO

Series 99

PRACTIBOX+ trolleys

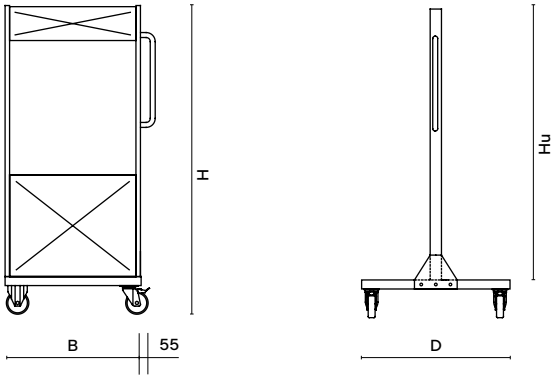

W	D	H	Hu
600	750	1365	1200

PRACTIBOX+ containers



Container	W	D	H
9 places	59	44	65
6 places	87	66	100
5 places	113	100	150
4 places	142	130	194
3 places	190	146	225

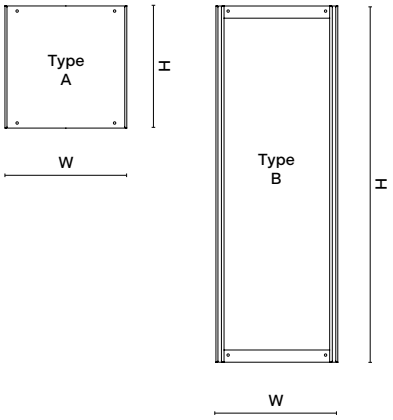

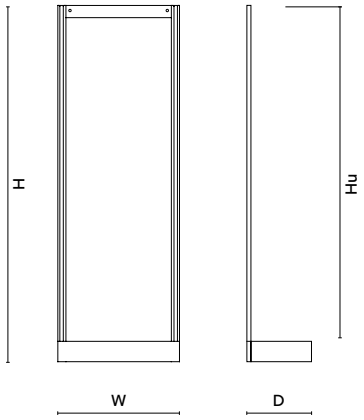

PRACTIBOX+ wall frame

Type	W	D	H
A	600	22	300
A	600	22	500
A	600	22	650
B	600	22	1000
B	600	22	1500
B	600	22	1750
B	600	22	1950

PRACTIBOX+ door frame with base

W	D	H	Hu
600	325	1500	1400
600	325	1750	1650
600	325	1950	1850

Series 99

Shelves with vertical drawers for PRACTIBOX+

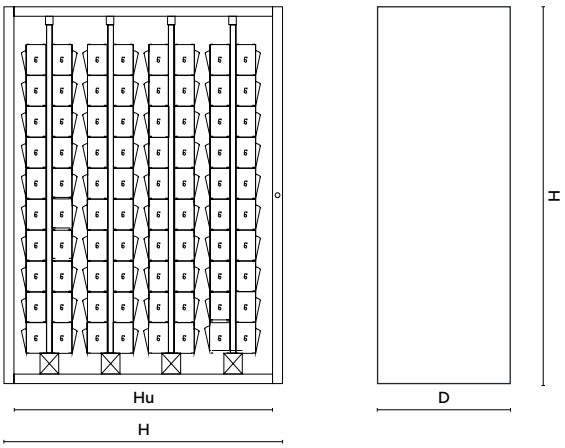

W	Lu	Hu
1073	967	2000
1481	1375	2000

PRACTIBOX+ swivel shelves

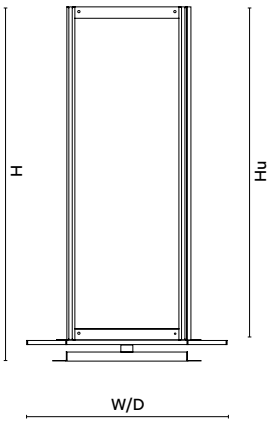

W	D	H	Hu	KG
1000	1000	1615	1500	800
1000	1000	1865	1750	800
1000	1000	2065	1950	800

Series 77

Container trolleys

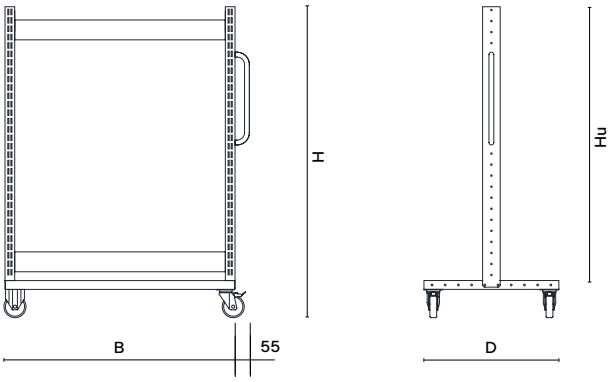

W	D	H	Hu	KG
825	620	1408	1280	360
1123	620	1408	1280	360

Series 79

Trolleys with shelves

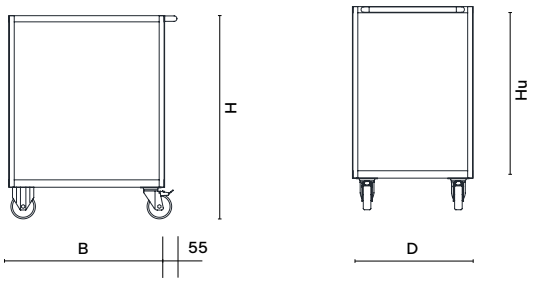

W	D	H	Hu	KG
632	486	823	620	300
886	632	823	620	300

DRAWER UNITS

SERIES 99



Item No.	Module W	Module D	Module H		Container W	Container D	Container H
99-60907	600	51	77	9	59	44	65

Module 9 containers



Item No.	Module W	Module D	Module H		Container W	Container D	Container H
99-60607	600	91	112	6	87	66	100

Module 6 containers



Item No.	Module W	Module D	Module H		Container W	Container D	Container H
99-60507	600	133	164	5	113	100	150

Module 5 containers



Item No.	Module W	Module D	Module H		Container W	Container D	Container H
99-60407	600	170	206	4	142	130	194

Module 4 containers



Item No.	Module W	Module D	Module H		Container W	Container D	Container H
99-60307	600	200	240	3	190	146	225

Module 3 containers

Stackability



Fitting on frames



W Width mm Wu Useful width mm D Depth mm H Height mm Capacity



TROLLEYS

SERIES 99



Item No.	W	D	H
99-64147/07	660	750	1365

Trolley
2 fixed wheels and 2 swivel wheels with brakes in polyurethane Ø 100 mm
1x Handle - Capacity 360 kg

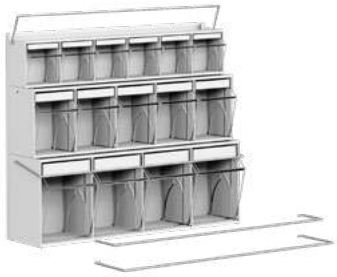

Item No.	W	for PRACTIBOX+
99-60912/07	660	99-60907
99-60914/07	660	99-60607 up to 99-60307

Container locking device



Item No.	W	D	H	
99-64147-01	660	750	1365	88

PRACTIBOX+ trolley
2 fixed wheels and 2 swivel wheels with brakes in polyurethane Ø 100 mm
1x Handle
2x Module with 9 containers
6x Module with 6 containers
4x Module with 5 containers
2x Module with 4 containers
2x Module with 3 containers
Capacity 360 kg

W Width mm D Depth mm H Height mm Number of tilting containers



Item No.	W	D	H	
99-64147-03	660	750	1365	66

PRACTIBOX+ trolley
2 fixed wheels and 2 swivel wheels with brakes in polyurethane
Ø 100 mm
1x Handle
4x Module with 6 containers
4x Module with 5 containers
4x Module with 4 containers
2x Module with 3 containers
Capacity 360 kg



Item No.	W	D	H	
99-64147-07	660	750	1365	84

PRACTIBOX+ trolley
2 fixed wheels and 2 swivel wheels with brakes in polyurethane
Ø 100 mm
1x Handle
6x Module with 6 containers
8x Module with 5 containers
2x Module with 4 containers
Capacity 360 kg



Item No.	W	D	H	
99-64147-09	660	750	1365	70

PRACTIBOX+ trolley
2 fixed wheels and 2 swivel wheels with brakes in polyurethane
Ø 100 mm
1x Handle
14x Module with 5 containers
Capacity 360 kg



Item No.	W	D	H	
99-64147-11	660	750	1365	120

PRACTIBOX+ trolley
2 fixed wheels and 2 swivel wheels with brakes in polyurethane
Ø 100 mm
1x Handle
20x Module with 6 containers
Capacity 360 kg

When ordering, please enter the product code and replace 07 with the desired colour code.
For information on colours, see page 370.

FRAMES

SERIES 99



Item No.	W	D	H	Type
99-62037/07	600	25	300	A
99-62057/07	600	25	500	A
99-62067/07	600	25	650	A
99-62107/07	600	25	1000	B
99-62157/07	600	25	1500	B
99-62177/07	600	25	1750	B
99-62197/07	600	25	1950	B

Wall frame
Made of sheet steel. Wall mounting with screws.
Mounting hardware not included.



Item No.	W	D	H	H Utile
99-63157/07	600	325	1500	1400
99-63177/07	600	325	1750	1650
99-63197/07	600	325	1950	1850

Frame with base
Made of sheet steel.
With base 600x325x100 h mm for floor mounting.



Item No.	W	D	H
99-63057	600	150	500

Telaio da banco



Item No.	W	D	H	
99-63057-01	600	183	500	15

PRACTIBOX+ bench frame
1x Module with 6 containers
1x Module with 5 containers
1x Module with 4 containers

WALL FRAMES

SERIES 99



Item No.	W	D	H	
99-62037-01	600	107	300	21

PRACTIBOX+ wall frame
1x Module with 9 containers
2x Module with 6 containers



Item No.	W	D	H	
99-62037-03	600	78	308	36

PRACTIBOX+ wall frame
4x Module with 9 containers



Item No.	W	D	H	
99-62037-05	600	150	328	10

PRACTIBOX+ wall frame
2x Module with 5 containers



Item No.	W	D	H	
99-62057-01	600	107	500	36

PRACTIBOX+ wall frame
2x Module with 9 containers
3x Module with 6 containers



Item No.	W	D	H	
99-62057-03	600	183	500	15

PRACTIBOX+ wall frame
1x Module with 6 containers
1x Module with 5 containers
1x Module with 4 containers



Item No.	W	D	H	
99-62057-05	600	78	500	54

PRACTIBOX+ wall frame
6x Module with 9 containers

When ordering, please enter the product code and replace 07 with the desired colour code.
For information on colours, see page 370.

FRAMES

SERIES 99



Item No.	W	D	H	
99-62067-01	600	150	660	28

PRACTIBOX+ wall frame
3x Module with 6 containers
2x Module with 5 containers



Item No.	W	D	H	
99-62067-03	600	107	650	39

PRACTIBOX+ wall frame
1x Module with 9 containers
5x Module with 6 containers



Item No.	W	D	H	
99-62067-05	600	78	650	72

PRACTIBOX+ wall frame
8x Module with 9 containers



Item No.	W	D	H	
99-62107-01	600	224	1000	29

PRACTIBOX+ wall frame
2x Module with 6 containers
2x Module with 5 containers
1x Module with 4 containers
1x Module with 3 containers



Item No.	W	D	H	
99-62107-03	600	113	1022	84

PRACTIBOX+ wall frame
6x Module with 9 containers
5x Module with 6 containers



Item No.	W	D	H	
99-62107-05	600	113	1008	54

PRACTIBOX+ wall frame
9x Module with 6 containers

W Width mm **D** Depth mm **H** Height mm Number of tilting containers

FRAMES WITH BASE

SERIES 99



Item No.	W	D	H	
99-63157-01	600	325	1500	114

PRACTIBOX+ wall frame
8x Module with 9 containers
7x Module with 6 containers



Item No.	W	D	H	
99-63157-03	600	325	1500	58

PRACTIBOX+ wall frame
2x Module with 9 containers
3x Module with 6 containers
3x Module with 5 containers
1x Module with 4 containers
1x Module with 3 containers



Item No.	W	D	H	
99-63157-11	600	325	1500	78

PRACTIBOX+ wall frame
13x Module with 6 containers

FRAMES WITH BASE

SERIES 99



Item No.	W	D	H	
99-63177-03	600	325	1750	62

PRACTIBOX+ frame with base
2x Module with 9 containers
3x Module with 6 containers
3x Module with 5 containers
2x Module with 4 containers
1x Module with 3 containers



Item No.	W	D	H	
99-63177-05	600	325	1750	96

PRACTIBOX+ frame with base
6x Module with 9 containers
4x Module with 6 containers
3x Module with 5 containers
1x Module with 3 containers



Item No.	W	D	H	
99-63177-11	600	325	1750	57

PRACTIBOX+ frame with base
5x Module with 6 containers
3x Module with 5 containers
3x Module with 4 containers

W Width mm **D** Depth mm **H** Height mm Number of tilting containers



Item No.	W	D	H	
99-63197-01	600	325	1950	117

PRACTIBOX+ frame with base
6x Module with 9 containers
9x Module with 6 containers
1x Module with 5 containers
1x Module with 4 containers



Item No.	W	D	H	
99-63197-03	600	325	1950	66

PRACTIBOX+ frame with base
2x Module with 9 containers
3x Module with 6 containers
3x Module with 5 containers
3x Module with 4 containers
1x Module with 3 containers



Item No.	W	D	H	
99-63197-05	600	325	1950	70

PRACTIBOX+ frame with base
7x Module with 6 containers
4x Module with 5 containers
2x Module with 4 containers

SHELVES WITH VERTICAL DRAWERS

SERIES 99





Item No.	W	Wu	D	H
99-85427/XX	1083	967	707	2000
99-87827/XX	1491	1375	707	2000

Shelf for vertical drawers



Item No.	W	D	H	Hu
99-80027/07	-	600	1900	1725

Drawer



Item No.	Type
06-00046	M10x110

Pair of mounting plugs

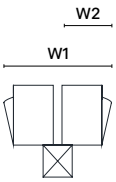

Item No.	W1	W2
99-60907	160	60
99-60607	220	90
99-60507	300	135
99-60407	370	165
99-60307	440	200

Dimensions of PRACTIBOX+ drawers on vertical drawer

W Width mm **D** Depth mm **H** Height mm **Hu** Useful height mm Number of tilting containers



Item No.	W	D	H	
99-85427-02/07	1083	707	2000	720

Shelf with vertical drawers
120x Module with 6 containers



Item No.	W	D	H	
99-85427-04/07	1083	707	2000	380

Shelf with vertical drawers
30x Module with 6 containers
40x Module with 5 containers



Item No.	W	D	H	
99-85427-06/07	1083	707	2000	344

Shelf with vertical drawers
30x Module with 6 containers
20x Module with 5 containers
16x Module with 4 containers



Item No.	W	D	H	
99-87827-02/07	1491	707	2000	900

Shelf with vertical drawers
150x Module with 6 containers



Item No.	W	D	H	
99-87827-04/07	1491	707	2000	480

Shelf with vertical drawers
30x Module with 6 containers
60x Module with 5 containers



Item No.	W	D	H	
99-87827-06/07	1491	707	2000	192

Shelf with vertical drawers
48x Module with 4 containers

When ordering, please enter the product code and replace 07 with the desired colour code.
For information on colours, see page 370.

SWIVEL SHELVES

SERIES 99





Item No.	W	D	H	Hu
99-65157-03/07	1000	1000	1615	1500
99-65177-03/07	1000	1000	1865	1750
99-65197-03/07	1000	1000	2065	1950

Swivel shelves for PRACTIBOX+ modules
Capacity: 800 kg (with load evenly distributed on all 4 sides)



Item No.	Type
06-00046	M10x110

Coppia tasselli di montaggio

SCAFFALI GIREVOLI

SERIES 99



Item No.	W	D	H	
99-65157-03/07	1000	1000	1615	246

Swivel shelf
26x Module with 6 containers
18x Module with 5 containers



Item No.	W	D	H	
99-65177-01/07	1000	1000	1865	260

Swivel shelf
2x Module with 9 containers
18x Module with 6 containers
22x Module with 5 containers
6x Module with 4 containers



Item No.	W	D	H	
99-65177-03/07	1000	1000	1865	756

Swivel shelf
120x Module with 6 containers
4x Module with 5 containers



Item No.	W	D	H	
99-65197-03/07	1000	1000	2065	192

Swivel shelf
24x Module with 5 containers
18x Module with 4 containers

When ordering, please enter the product code and replace 07 with the desired colour code.
For information on colours, see page 370.

CONTAINER TROLLEYS

SERIES 77



Item No.	W	D	H
77-30100	825	620	1408
77-31100	1123	620	1408

Galvanised trolley
Finish: Galvanised





* Hooks see page: 169

Item No.	W	D	H
78-68030/07	676	22	304
78-98030/07	974	22	304

Painted perforated panels
Colour: Light grey RAL 7035



Item No.	W	D	H
77-30022	657	220	60
77-30032	657	320	60
77-30042	657	420	60
77-31022	955	220	60
77-31032	955	320	60
77-31042	955	420	60

Tilting shelf
Finish: Galvanised



Item No.	W	D	H
77-32017	676	170	60
77-32023	676	230	60
77-32031	676	315	60
77-32117	974	170	60
77-32123	974	230	60
77-32131	974	315	60

Fixed shelf
Finish: Galvanised

CARRELLI PORTA CONTAINERS

SERIES 77



Item No.	W	D	H	
77-30100-06	825	620	1408	8

Trolley
2 fixed wheels and 2 swivel wheels with brakes in polyurethane
Ø 100 mm
1x Steel handle
4x Adjustable shelf - Depth 420 mm
8x Industrial container 400x300x120 h mm
Finish: Galvanised
Capacity: 360 kg



Item No.	W	D	H	
77-30100-12	825	620	1408	4

Trolley
2 fixed wheels and 2 swivel wheels with brakes in polyurethane
Ø 100 mm
1x Steel handle
2x Perforated panel - Colour Light grey RAL 7035
1x Kit 15 hooks - 06-97015
2x Adjustable shelf - Depth 420 mm
4x Industrial container 400x300x120 h mm
Finish: Galvanised
Capacity: 360 kg



Item No.	W	D	H	
77-31100-10	1123	620	1408	12

Trolley
2 fixed wheels and 2 swivel wheels with brakes in polyurethane
Ø 100 mm
1x Steel handle
4x Adjustable shelf - Depth 420 mm
12x Industrial container 400x300x120 h mm
Finish: Galvanised
Capacity: 360 kg



Item No.	W	D	H	
77-31100-14	1123	620	1408	6

Trolley
2 fixed wheels and 2 swivel wheels with brakes in polyurethane
Ø 100 mm
1x Steel handle
2x Perforated panel - Colour Light grey RAL 7035
1x Kit 15 hooks - 06-97015
2x Adjustable shelf - Depth 420 mm
6x Industrial container 400x300x120 h mm
Finish: Galvanised
Capacity: 360 kg

CONTAINER TROLLEYS

SERIES 77



Item No.	W	D	H	
77-31100-20	1123	620	1408	84

Trolley
2 fixed wheels and 2 swivel wheels with brakes in polyurethane Ø 100 mm
1x Steel handle
14x Adjustable shelf - Depth 230 mm
84x Open-fronted container 140x230x130 h mm
Finish: Galvanised
Capacity: 360 kg



Item No.	W	D	H	
77-31100-40	1123	620	1408	30

Trolley
2 fixed wheels and 2 swivel wheels with brakes in polyurethane Ø 100 mm
1x Steel handle
3x Adjustable shelf - Depth 230 mm
3x Adjustable shelf - Depth 320 mm
18x Open-fronted container 140x230x130 h mm
12x Open-fronted container 200x350x200 h mm
Finish: Galvanised
Capacity: 360 kg



Item No.	W	D	H	
77-31100-50	1123	620	1408	20

Trolley
2 fixed wheels and 2 swivel wheels with brakes in polyurethane Ø 100 mm
1x Steel handle
5x Adjustable shelf - Depth 320 mm
20x Open-fronted container 200x350x200 h mm
Finish: Galvanised
Capacity: 360 kg



Item No.	W	D	H	
77-31100-70	1123	620	1408	28

Trolley
2 fixed wheels and 2 swivel wheels with brakes in polyurethane Ø 100 mm
1x Steel handle
6x Adjustable shelf - Depth 320 mm
28x Open-fronted container 200x350x145 h mm
Finish: Galvanised
Capacity: 360 kg

W Width mm **D** Depth mm **H** Height mm Number of containers

FLATBED TROLLEYS

SERIES 79





Item No.	W	D	H	KG
79-60480/07	632/687	486	823	360
79-60680/07	886/941	632	823	360

Trolley
2 fixed wheels and 2 swivel wheels with brakes in polyurethane
Ø 100 mm
1x Steel handle



Item No.	W	D	H	KG
79-60028/07	626	480	35	100
79-60068/07	880	626	35	100

Additional adjustable shelf

ATHENA CONTAINERS

The ATHENA series crates can be used in all sectors and are ideal for both storage and distribution. Stackable with or without lids, they comply with Euro-pallet dimensions.

- Closed handle
- Closed sides
- Closed bottom

REPLAST



Material

Replast is an environmentally friendly solution because it gives new life to recycled plastic derived from the recovery of post-consumer household plastic waste.

Accessories



Document holder spring
The document holder clip snaps onto the long or short side of the Athena boxes with the function of holding envelopes or other documents in place.



Divider boxes
The divider boxes allow the Athena series boxes to be divided rationally into two or more compartments, depending on the chosen solution.



Comb dividers
To ensure order and protection for particularly delicate materials or those that must not come into contact with other products during handling and storage, it is possible to divide the boxes using comb dividers.



Closing hooks
The lid of the Athena series boxes in the hinged version with handles can be closed with a nylon sliding hook.



Intermediate shelf
Made of plastic, the intermediate shelf acts as a divider if the box needs to be divided into several levels.



Separate lid



Hinged lid

200x150

H 150 mm



300x200

H 120 - 170 mm



400x300

H 55 - 75 - 120 - 170 - 220 - 325 mm



600x400

H 75 - 120 - 170 - 220 - 280 - 325 mm



800x600

H 120 - 170 - 220 - 320 - 430 mm



TECHNICAL INFO

Item No.	Walls		Bottom			Handles		g
	closed	perforated	closed	perforated	reinforced	closed	open	
IM AT 2115A 5401	■	-	■	-	-	■	-	311
IM AT 3212A 5401	■	-	■	-	-	■	-	451
IM AT 3217A 5401	■	-	■	-	-	■	-	644
IM AT 4305A 5401	■	-	■	-	-	■	-	510
IM AT 4308A 5401	■	-	■	-	-	■	-	540
IM AT 4312A 5401	■	-	■	-	-	■	-	817
IM AT 4317A 5401	■	-	■	-	-	■	-	1089
IM AT 4322A 5401	■	-	■	-	-	■	-	1342
IM AT 4332A 5401	■	-	■	-	-	■	-	1935
IM AT 6408A 5401	■	-	■	-	-	■	-	1371
IM AT 6412A 5401	■	-	■	-	-	■	-	1710
IM AT 6417A 5401	■	-	■	-	-	■	-	2230
IM AT 6422A 5401	■	-	■	-	-	■	-	2702
IM AT 6428A 5401	■	-	■	-	-	■	-	2995
IM AT 6432A 5401	■	-	■	-	-	■	-	3313
IM AT 8612C 5401	■	-	-	-	■	■	-	3614
IM AT 8617C 5401	■	-	-	-	■	■	-	3975
IM AT 8622C 5401	■	-	-	-	■	■	-	4795
IM AT 8632C 5401	■	-	-	-	■	■	-	5665
IM AT 8643C 5401	■	-	-	-	■	■	-	6518



Closed handle



Walls closed



Bottom closed

Capacity 10 > 20 kg



Bottom reinforced

Capacity 30 > 60 kg

200x150 mm - 300x200 mm



closed | closed

KG 10

useful dimensions (mm)

Item No.	W	D	H	V		
IM AT 2115A 5401	158	109	146	2,7	24	480

200 x 150 h 150 mm



closed | closed

KG 15

useful dimensions (mm)

Item No.	W	D	H	V		
IM AT 3212A 5401	259	160	116	5	16	320

300 x 200 h 120 mm



closed | closed

KG 15

useful dimensions (mm)

Item No.	W	D	H	V		
IM AT 3217A 5401	259	160	166	7	12	224

300 x 200 h 170 mm

Bottom | Walls | Capacity | Volume (L) | Q.ty per package | Q.ty per pallet

400x300 mm



closed closed

KG 15

useful dimensions (mm)

Item No.	W	D	H	V		
IM AT 4305A 5401	355	255	51	3,8	20	400

400 x 300 h 55 mm



closed closed

KG 15

useful dimensions (mm)

Item No.	W	D	H	V		
IM AT 4308A 5401	355	255	71	6	14	280

400 x 300 h 75 mm



closed closed

KG 15

useful dimensions (mm)

Item No.	W	D	H	V		
IM AT 4312A 5401	355	255	116	10	8	160

400 x 300 h 120 mm



closed closed

KG 15

useful dimensions (mm)

Item No.	W	D	H	V		
IM AT 4317A 5401	355	255	166	15	6	112

400 x 300 h 170 mm



closed closed

KG 15

useful dimensions (mm)

Item No.	W	D	H	V		
IM AT 4322A 5401	355	255	216	20	4	80

400 x 300 h 220 mm



closed closed

KG 15

useful dimensions (mm)

Item No.	W	D	H	V		
IM AT 4332A 5401	355	255	321	30	2	56

400 x 300 h 325 mm

ACCESSORIES

300x200 mm - 400x300 mm



Item No.			
IM AT 32HG 5401	300x200	10	2560

Hinged lid



Item No.			
IM AT 43SE 5401	400x300	10	480

Separate lid



Item No.			
IM AT 43HG 5401	400x300	10	640

Hinged lid





Item No.			
IM SPRING 0099		10	-

Document lock spring
Not suitable for: 4305A





Item No.			
IM LOCK 8113		10	-

Pair of locking hooks





Item No.			
IM AT LH43 5107		10	-

Label holder 150x85
Not suitable for: 3212A, 3217A, 4305A, 4308A, 4312A

Number of partitions Pitch Q.ty per package Q.ty per pallet

ACCESSORIES

400x300 mm



Item No.		
IM LB 14581 0425	25	-

A4 sheet with 4 labels 145x81
Not suitable for: 3212A, 3217A, 4305A, 4308A, 4312A



dimensions (mm)

Item No.	W	D	H			
IM AT 43S1 5407	256	178	90	1	20	320

1-compartment divider box



dimensions (mm)

Item No.	W	D	H			
IM AT 43S2 5407	256	178	90	2	20	320

2-compartment divider box



dimensions (mm)

Item No.	W	D	H			
IM AT 43S4 5407	256	178	90	4	20	320

4-compartment divider box



dimensions (mm)

Item No.	W	H			Container
IM DI 2554524 6801	255	45	24	10	400x300x75 H
IM DI 3554524 6801	355	45	24	10	400x300x75 H
IM DI 2557024 6801	255	70	24	10	400x300x120 H
IM DI 3557024 6801	355	70	24	10	400x300x120 H
IM DI 2559024 6801	255	90	24	10	400x300x120 H
IM DI 3559024 6801	355	90	24	10	400x300x120 H
IM DI 2551224 6801	255	120	24	10	400x300x170 H
IM DI 3551224 6801	355	120	24	10	400x300x170 H
IM DI 2551824 6801	255	180	24	10	400x300x220 H
IM DI 3551824 6801	355	180	24	10	400x300x220 H
IM DI 2552224 6801	255	220	24	10	400x300x270 H
IM DI 3552224 6801	355	220	24	10	400x300x270 H

Comb divider





Item No.		
IM AT LID6 6896	20	-

Transparent polystyrene cover



dimensions (mm)

Item No.	W	D	H		
IM DI 43SHT 5101	355	255	-	10	-

Intermediate partition shelf

ATHENA CONTAINERS

600x400 mm



closed | closed | KG 20

useful dimensions (mm)

Item No.	W	D	H	V		
IM AT 6408A 5401	555	355	71	10	7	140

600 x 400 h 75 mm



closed | closed | KG 20

useful dimensions (mm)

Item No.	W	D	H	V		
IM AT 6412A 5401	555	355	116	20	4	80

600 x 400 h 120 mm



closed | closed | KG 20

useful dimensions (mm)

Item No.	W	D	H	V		
IM AT 6417A 5401	555	355	166	30	3	56

600 x 400 h 170 mm



closed | closed | KG 20

useful dimensions (mm)

Item No.	W	D	H	V		
IM AT 6422A 5401	555	355	216	40	2	40

600 x 400 h 220 mm



closed | closed | KG 20

useful dimensions (mm)

Item No.	W	D	H	V		
IM AT 6428A 5401	555	355	276	53	2	32

600 x 400 h 280 mm



closed | closed | KG 20

useful dimensions (mm)

Item No.	W	D	H	V		
IM AT 6432A 5401	555	355	321	60	3	40

600 x 400 h 325 mm

Bottom | Walls | Capacity | Volume (L) | Q.ty per package | Q.ty per pallet



ACCESSORIES

600x400 mm



Item No.			
IM AT 64SE 5401	600x400	10	240

Separate lid



Item No.			
IM AT 64HG 5401	600x400	10	320

Hinged lid





Item No.		
IM SPRING 0099	10	-

Document lock spring





Item No.		
IM LOCK 8113	10	-

Pair of locking hooks
Not suitable for: 6408A, 6412A





Item No.		
IM AT LH64 5107	10	-

Label holder 215x85
Not suitable for: 6408A, 6412A



Item No.		
IM LB 21081 0325	25	-

A4 sheet with 4 labels 210x81
Not suitable for: 6408A, 6412A




dimensions (mm)

Item No.	L	P	H		
IM AT 64S0 5407	277	177	99	20	320

Partition box



dimensions (mm)

Item No.	L	P	H			
IM AT 64S1 5407	357	278	90	1	10	160

1-compartment divider box



dimensions (mm)

Item No.	W	H			Container
IM DI 3554524 6801	355	45	24	10	600x400x75 H
IM DI 5554524 6801	555	45	24	10	600x400x75 H
IM DI 3557024 6801	355	70	24	10	600x400x120 H
IM DI 5557024 6801	555	70	24	10	600x400x120 H
IM DI 3559024 6801	355	90	24	10	600x400x120 H
IM DI 5559024 6801	555	90	24	10	600x400x120 H
IM DI 3551224 6801	355	120	24	10	600x400x170 H
IM DI 5551224 6801	555	120	24	10	600x400x170 H
IM DI 3551824 6801	355	180	24	10	600x400x220 H
IM DI 5551824 6801	555	180	24	10	600x400x220 H
IM DI 3552224 6801	355	220	24	10	600x400x280 H
IM DI 5552224 6801	555	220	24	10	600x400x280 H

Comb divider



dimensions (mm)

Item No.	W	D	H			
IM AT 64S2 5407	357	278	90	2	10	160

2-compartment divider box



dimensions (mm)

Item No.	W	D	H			
IM AT 64S4 5407	357	278	90	4	10	160

4-compartment divider box



dimensions (mm)

Item No.	W	D	H		
IM DI 64SHT 5101	555	355	-	10	-

Intermediate partition shelf




Item No.		
IM AT LID6 6896	20	-

Transparent lid

800x600 mm



reinforced | closed

KG 60

useful dimensions (mm)

Item No.	W	D	H	V		
IM AT 8612C 5401	755	555	101	49	4	40

800 x 600 h 120 mm



reinforced | closed

KG 60

useful dimensions (mm)

Item No.	W	D	H	V		
IM AT 8617C 5401	755	555	151	69	3	28

800 x 600 h 170 mm



reinforced | closed

KG 60

useful dimensions (mm)

Item No.	W	D	H	V		
IM AT 8622C 5401	755	555	201	90	2	20

800 x 600 h 220 mm



reinforced | closed

KG 60

useful dimensions (mm)

Item No.	W	D	H	V		
IM AT 8632C 5401	755	555	306	130	2	14

800 x 600 h 320 mm



reinforced | closed

KG 60

useful dimensions (mm)

Item No.	W	D	H	V		
IM AT 8643C 5401	755	555	411	175	1	10

800 x 600 h 430 mm



ACCESSORIES

800x600 mm



Item No.			
IM AT 86SE 5401	800x600	5	60

Separate lid



Item No.		
IM SPRING 0099	10	-

Document lock spring



dimensions (mm)

Item No.	H		
IM AT FEET 5401	100	1	-

Foot *
* order 4 pieces



dimensions (mm)

Item No.	H		
IM AT RUNN 5401	25	1	-

Crossbar *
* order 2 pieces
To be fitted under the feet IM AT FEET 5401





Item No.		
IM AT LH64 5107	10	-

Label holder 215x85



Item No.		
IM LB 21081 0325	25	-

A4 sheet with 3 labels 210x81



dimensions (mm)

Item No.	Overall H	Ø		
IM AT WRBT 100	128	100	1	-
IM AT WRBT 125	155	125	1	-

Swivel rubber wheel with brake



dimensions (mm)

Item No.	Overall H	Ø		
IM AT WRCF 100	128	100	1	-
IM AT WRCF 125	155	125	1	-

Fixed rubber wheel



dimensions (mm)

Item No.	Overall H	Ø		
IM AT WNBT 100	128	100	1	-
IM AT WNBT 125	155	125	1	-

Swivel wheel in nylon with brake



dimensions (mm)

Item No.	Overall H	Ø		
IM AT WNCF 100	128	100	1	-
IM AT WNCF 125	155	125	1	-

Fixed nylon wheel



dimensions (mm)

Item No.	Overall H	Ø		
IM AT WHBT 125	155	125	1	-

Ruota girevole in gomma antitraccia con freno



dimensions (mm)

Item No.	Overall H	Ø		
IM AT WHCF 125	155	125	1	-

Ruota fissa in gomma antitraccia

COMPAT CONTAINERS

The COMPAT series containers are the ideal solution for any storage problem, whether in the warehouse, workshop or alongassembly lines. They allow you to always have the contents close at hand and clearly visible, making them extremely easy to remove.

- Stackable
- Handles
- Side reinforcement

REPLAST



Material

Replast is an environmentally friendly solution because it gives new life to recycled plastic derived from the recovery of post-consumer household plastic waste.



Crossbar
The larger containers are equipped with a crossbar fixed at the front, which prevents the side walls from deforming under heavy loads and makes them easier to grip.



Handles
Lifting and transport are made possible by convenient handles that allow for quick gripping even when wearing gloves.



Side reinforcement
Side reinforcement on the bottom allows the containers to be stacked safely even when fully loaded.



Divider
The containers can be divided lengthwise and crosswise for load units containing multiple products.



Door
Practical transparent doors protect against dust.



Removable boxes
Internal division with removable boxes.

SIZE 01

dimensions in mm



SIZE 0

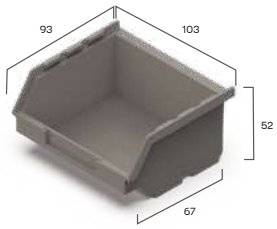

SIZE 1



SIZE 2

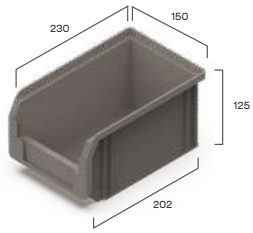

SIZE 3A2

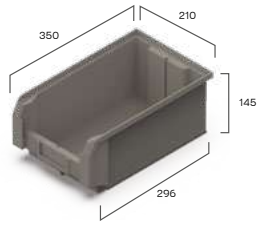

SIZE 3

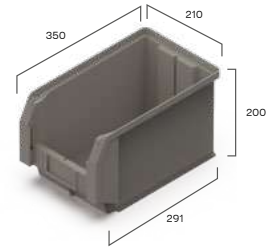

SIZE 4A2

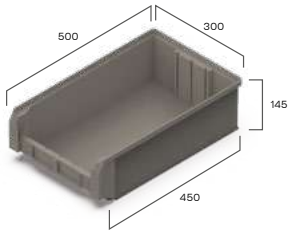

SIZE 4

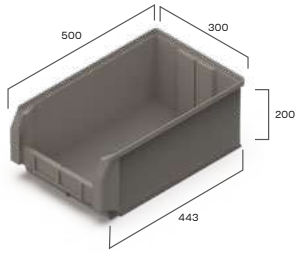

SIZE 4A5

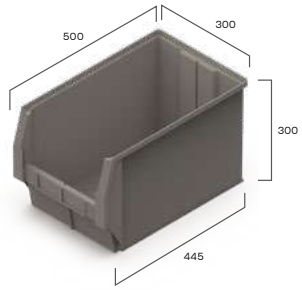

SIZE 5P4



SIZE 5



TECHNICAL INFO

Item No.	Bottom			g
	smooth	ribbed	ribbed 45°	
IM CO Z001 5401	■	-	-	19
IM CO Z000 5401	■	-	-	40
IM CO C001 5401	■	-	-	82
IM CO C002 5401	■	-	-	224
IM CO C3A2 5401	-	■	-	625
IM CO C003 5401	-	■	-	819
IM CO C4A2 5401	-	■	-	1277
IM CO C004 5401	-	■	-	1395
IM CO C4A5 5401	-	■	-	1958
IM CO Z5P4 5401	-	-	■	3522
IM CO Z005 5401	-	-	■	4575



Smooth bottom



Ribbed bottom



45° ribbed bottom with crossbar

Size 01 - 0 - 1 - 2 - 3A2 - 3

smooth

KG 1



useful dimensions (mm)

Item No.	W	D	H	V		
IM CO Z001 5401	55	38	32	0,08	100	-

Size 01
77 x 50 x h 37 mm

smooth

KG 1



useful dimensions (mm)

Item No.	W	D	H	V		
IM CO Z000 5401	91	63	44	0,25	98	-

Size 0
93 x 103 x h 52 mm

smooth

KG 2



useful dimensions (mm)

Item No.	W	D	H	V		
IM CO C001 5401	133	88	65	1	50	1750

Size 1
169 x 103 x h 75 mm

smooth

KG 5



useful dimensions (mm)

Item No.	W	D	H	V		
IM CO C002 5401	191	127	110	3,80	54	1080

Size 2
230 x 150 x h 125 mm

ribbed

KG 15



useful dimensions (mm)

Item No.	W	D	H	V		
IM CO C3A2 5401	270	185	130	9,40	21	252

Size 3A2
350 x 210 x h 145 mm

ribbed

KG 20



useful dimensions (mm)

Item No.	W	D	H	V		
IM CO C003 5401	270	180	183	12,50	15	180

Size 3
350 x 210 x h 200 mm

Bottom · Walls · Capacity · Volume (L) · Q.ty per package · Q.ty per pallet

Size 4A2 - 4 - 4A5 - 5P4 - 5

ribbed



KG 30

useful dimensions (mm)

Item No.	W	D	H	V		
IM CO C4A2 5401	425	282	134	20	14	112

Size 4A2
500 x 300 x h 145 mm

ribbed



KG 35

useful dimensions (mm)

Item No.	W	D	H	V		
IM CO C004 5401	425	282	183	28	10	80

Size 4
500 x 300 x h 200 mm

ribbed



KG 35

useful dimensions (mm)

Item No.	W	D	H	V		
IM CO C4A5 5401	425	282	285	42	6	48

Size 4A5
500 x 300 x h 300 mm

smooth



KG 5

useful dimensions (mm)

Item No.	W	D	H	V		
IM CO Z5P4 5401	432	435	281	63	18	42

Size 5P4
535 x 472 x h 300 mm

smooth



KG 2

useful dimensions (mm)

Item No.	W	D	H	V		
IM CO Z005 5401	615	434	275	88	12	28

Size 5
720 x 472 x h 300 mm

ACCESSORIES




Item No.	Container size	g	
IM CO C1S2 5407	1	40	25
IM CO C2S2 5407	2	100	25

2-compartment divider




Item No.	Container size	g	
IM CO C1S4 5407	1	50	25
IM CO C2S4 5407	2	120	25

4-compartment divider




Item No.	Container size	g	
IM CD C3A2 7107	3A2	108	10
IM CD C003 7107	3	160	10
IM CD C004 7107	4	236	10
IM CD C4A5 7107	4A5	390	10

Longitudinal plastic divider



Item No.	Container size	g	
IM CW C3A2 6896	3A2	28	10
IM CW C003 6896	3	40	10
IM CW C004 6896	4	66	10
IM CW C4A5 6896	4A5	92	10

Dust cover



dimensions (mm)

Item No.		Container size	L	H	Labels per sheet
IM LB 4911	8001	0	49	11	19
IM LB 7520	3601	1	75	20	36
IM LB 10433	1601	2	75	20	16
IM LB 7731	1801	3A2	77	31	18
IM LB 7742	1201	3	77	42	12
IM LB 7731	1801	4A2	77	31	18
IM LB 7742	1201	4 - 4A5	77	42	12
IM LB 12739	1001	5P4 - 5	127	39	10
IM LB 18985	0301	5P4 - 5	189	85	3

Label sheet





dimensions (mm)

Item No.	Container size	L	P	H	g	
IM ZE Z002 5401	5P4 - 5	211	148	126	264	1080

Box for subdivision
into 6 compartments, size 5P4
into 8 compartments, size 5
Volume 3.6 l



Item No.	Container size	g	
IM CD C3A2 0099	3A2	200	1
IM CD C003 0099	3	300	1
IM CD C4A2 0099	4A2	360	1
IM CD C004 0099	4	500	1
IM CD C4A5 0099	4A5	540	1

Galvanised longitudinal divider

ZEUS CONTAINERS

ZEUS containers meet the most specific requirements for the containment, handling and storage of goods. Easy to handle, lightweight and easy to clean thanks to their perfectly smooth interior, they are equipped with a sturdy rim that allows them to be stacked in a stable and secure manner. Their stackability, combined with their high storage capacity, allows for ideal use of space.

- Stackable
- Handles
- Easy to handle

REPLAST



Material

Replast is an environmentally friendly solution as it gives new life to recycled plastic derived from the recovery of post-consumer household plastic waste.



Side reinforcement
A side reinforcement on the bottom allows the crates to be stacked safely even when fully loaded.



Handles - Walls
Handles and closed walls.

SIZE 701

dimensions in mm

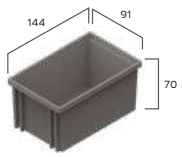

SIZE 702

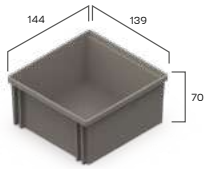

SIZE 272-2



SIZE 272-3A2

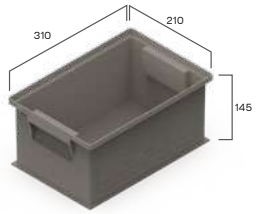

SIZE 272-4A2



SIZE 272-4



SIZE 272-4A5

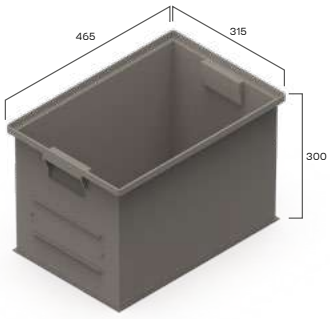

SIZE 272-5

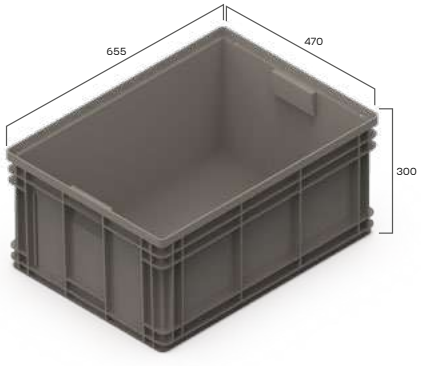

TECHNICAL INFO

Item No.		Bottom			g
		smooth	ribbed	ribbed 45°	
IM ZE Z701	5401	■	-	-	69
IM ZE Z702	5401	■	-	-	111
IM ZE Z002	5401	■	-	-	276
IM ZE Z3A2	5401	-	■	-	545
IM ZE Z4A2	5401	-	■	-	1016
IM ZE Z004	5401	-	■	-	1327
IM ZE Z4A5	5401	-	-	■	1906
IM ZE Z005	5401	-	-	■	4551



Smooth bottom



Ribbed base



45° ribbed base with crossbar

Size 701 - 702 - 272-2 - 272-3A2 - 272-4A2 - 272-4

smooth

KG 1



useful dimensions (mm)

Item No.	W	D	H	V		
IM ZE Z701 5401	123	81	68	0,9	50	1600

Size 701
144 x 91 x h 70 mm

smooth

KG 2



useful dimensions (mm)

Item No.	W	D	H	V		
IM ZE Z702 5401	124	126	68	1,4	30	960

Size 702
144 x 139 x h 70 mm

smooth

KG 5



useful dimensions (mm)

Item No.	W	D	H	V		
IM ZE Z002 5401	187	125	124	3,6	54	1080

Size 272-2
211 x 148 x h 126 mm

ribbed

KG 15



useful dimensions (mm)

Item No.	W	D	H	V		
IM ZE Z3A2 5401	284	184	142	8,7	21	252

Size 272-3A2
310 x 210 x h 145 mm

ribbed

KG 15



useful dimensions (mm)

Item No.	W	D	H	V		
IM ZE Z4A2 5401	423	275	118	16,2	16	128

Size 272-4A2
465 x 315 x h 120 mm

ribbed

KG 20



useful dimensions (mm)

Item No.	W	D	H	V		
IM ZE Z004 5401	423	277	195	27	10	80

Size 272-4
465 x 315 x h 200 mm

Bottom Walls KG Capacity V Volume (L) Q.ty per package Q.ty per pallet

Size 272-4A5 - 272-5



ribbed
45°

35

useful dimensions (mm)

Item No.	W	D	H	V		
IM ZE Z4A5 5401	426	276	297	40,5	6	48

Size 272-4A5
465 x 315 x h 300 mm



ribbed
45°

35

useful dimensions (mm)

Item No.	W	D	H	V		
IM ZE Z005 5401	604	429	297	85	3	28

Size 272-5
655 x 470 x h 300 mm



dimensions (mm)

Item No.	Size	W	H	No. of labels
IM LB 18292 0301	272-4A2	182	92	3
IM LB 18985 0301	272-4	189	85	3
IM LB 18985 0301	272-4A5	189	85	3
IM LB 18985 0301	272-5	189	85	3

Label sheet

RK CONTAINERS

Everything in order and clearly visible for a flexible and functional warehouse: this is the result achieved by the design and manufacture of the RK series recycled polypropylene boxes and the special shelving for storing them. Available in nine different sizes to meet every need, the boxes are particularly suitable for spare parts dealers due to their internal divisibility.

- Stackable
- Handles
- Side reinforcement

REPLAST



Material

Replast is an environmentally friendly solution because it gives new life to recycled plastic derived from the recovery of post-consumer household plastic waste.

Components



Walls
Made from recycled polypropylene, the RK series boxes have walls reinforced with special ribs to withstand impact.



Handles
A special handle, supplied on request, facilitates the lifting and transport of RK series boxes.



Labels
Equipped with label holders, available in different sizes proportionate to the dimensions of the boxes to which they are applied.



Dividers
Made from transparent polystyrene, the dividers allow the boxes to be divided into several compartments.

DEPTH 300

dimensions in mm



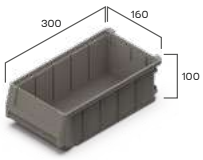

DEPTH 400







DEPTH 500

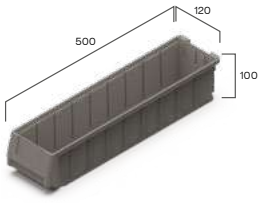



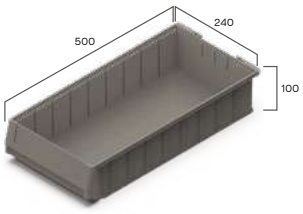

DEPTH 600



TECHNICAL INFO

Item No.		Bottom	Number of dividers		g
		smooth	transversal	longitudinal	
IM RK 3012	5401	■	4	1	340
IM RK 3016	5401	■	4	1	387
IM RK 4012	5401	■	6	1	458
IM RK 4016	5401	■	6	1	468
IM RK 4024	5401	■	6	3	673
IM RK 5012	5401	■	8	1	552
IM RK 5016	5401	■	8	1	564
IM RK 5024	5401	■	8	3	800
IM RK 6016	5401	■	10	1	692

Depth 300 - 400 - 500 mm

closed



KG 3

useful dimensions (mm)

Item No.	W	D	H	V		
IM RK 3012 5401	257	95	97	2	32	512

Depth 300
300 x 120 x h 100 mm

closed



KG 4

useful dimensions (mm)

Item No.	W	D	H	V		
IM RK 3016 5401	257	136	97	3	24	384

Depth 300
300 x 160 x h 100 mm

closed



KG 4

useful dimensions (mm)

Item No.	W	D	H	V		
IM RK 4012 5401	357	95	97	3	32	384

Depth 400
400 x 120 x h 100 mm

closed

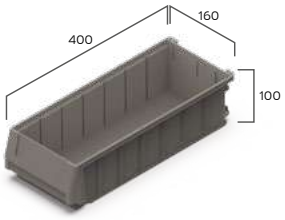

KG 5

useful dimensions (mm)

Item No.	W	D	H	V		
IM RK 4016 5401	357	136	97	5	24	288

Depth 400
400 x 160 x h 100 mm

closed



KG 6

useful dimensions (mm)

Item No.	W	D	H	V		
IM RK 4024 5401	357	215	97	7	16	192

Depth 400
400 x 240 x h 100 mm

closed



KG 6

useful dimensions (mm)

Item No.	W	D	H	V		
IM RK 5012 5401	457	95	97	4	32	256

Depth 500
500 x 120 x h 100 mm

Bottom · Capacity · Volume (L) · Q.ty per package · Q.ty per pallet

Depth 500 - 600 mm



closed

KG 7

KG 7

useful dimensions (mm)

Item No.	W	D	H	V		
IM RK 5016 5401	457	136	97	5,5	24	192

Depth 500
500 x 160 x h 100 mm



closed

KG 8

useful dimensions (mm)

Item No.	W	D	H	V		
IM RK 5024 5401	457	215	97	9	16	128

Depth 500
500 x 240 x h 100 mm



closed

KG 10

useful dimensions (mm)

Item No.	W	D	H	V		
IM RK 6016 5401	560	136	97	7	24	192

Depth 600
600 x 160 x h 100 mm

ACCESSORIES



dimensions (mm)

Item No.	Container	W	H	
IM RK H120 5401	3012/4012/5012	70	90	1
IM RK H160 5401	3016/4016/5016/6016	110	90	1
IM RK H240 5401	4024/5024	120	80	1

Easy-grip handle



dimensions (mm)

Item No.	Container	W	H	
IM RK D120 6896	3012/4012/5012	100	90	1
IM RK D160 6896	3016/4016/5016/6016	145	90	1
IM RK D240 6896	4024/5024	225	90	1

Transverse partition



dimensions (mm)

Item No.	Divider	W	H	No. of labels
IM LB 08024 2401	RK D120	80	24	24
IM LB 12124 1601	RK D160/240	121	24	16

Divider label sheet



dimensions (mm)

Item No.	L Container	W	H	No. of labels
IM LB 08142 1201	120 mm	81	42	12
IM LB 12144 0801	160 mm	121	44	8
IM LB 20043 0601	240 mm	200	43	6

Front label sheet



dimensions (mm)

Item No.	Container	W	H	
IM RK D300 0099	3012/3016	268	88	1
IM RK D400 0099	4012/4016/4024	368	88	1
IM RK D500 0099	5012/5016/5024	468	88	1
IM RK D600 0099	6016	568	88	1

Galvanised longitudinal divider

GENERAL TERMS AND CONDITIONS OF SALE FOR FAMEPLA SRL PRODUCTS

1. DEFINITIONS

1.1 IN THE CONTEXT OF THIS AGREEMENT, THE TERMS LISTED BELOW SHALL HAVE THE FOLLOWING MEANINGS:
A) PURCHASER: ANY COMMERCIAL OPERATOR WHO PURCHASES FROM FAMEPLA SRL OR PROPOSES TO PURCHASE FROM FAMEPLA THE PRODUCTS THAT THE LATTER MARKETS;
B) ORDER CONFIRMATION: THE DOCUMENT BY WHICH FAMEPLA ACCEPTS A PROPOSAL;
C) INCOTERMS2010: INCOTERMS OF THE INTERNATIONAL CHAMBER OF COMMERCE, IN THE TEXT IN FORCE ON THE DATE OF CONCLUSION OF THE ORDER;
D) ORDER(S): REFERS TO THE CONTRACT, CONSISTING OF THE PURCHASER'S ORDER PROPOSAL AND FAMEPLA'S ORDER CONFIRMATION, WHICH GOVERNS THE SUPPLY OF PRODUCTS;
E) PARTIES: FAMEPLA AND THE PURCHASER;
F) PRODUCTS: THE GOODS SUBJECT TO THE SALE OR SALE NEGOTIATION;
G) PROPOSAL(S): THE REQUEST(S) FOR THE PURCHASE OF PRODUCTS SENT BY THE PURCHASER TO FAMEPLA.

2. SCOPE
2.1 THESE GENERAL TERMS AND CONDITIONS OF SALE (HEREINAFTER REFERRED TO AS THE "TERMS AND CONDITIONS") APPLY BETWEEN FAMEPLA S.R.L. (HEREINAFTER "FAMEPLA") AND THE PURCHASER, EVEN WHEN THEY HAVE NOT BEEN AGREED OR REFERRED TO BY THE PARTIES.
2.2 ANY EXCEPTIONS WILL ONLY BE VALID IF CONTAINED IN SEPARATE DOCUMENTS AND SIGNED BY THE PARTIES.
2.3 THE GENERAL TERMS AND CONDITIONS OF SALE FORM AN INTEGRAL PART OF ALL ORDERS, EVEN IF MADE BY TELEPHONE, VERBALLY, BY FAX, E-MAIL OR VIA THE INTERNET.
2.4 IN THE EVENT OF ANY DISCREPANCIES BETWEEN THE PROVISIONS REFERRED TO HEREIN AND THOSE CONTAINED IN THE ORDER, THE LATTER SHALL PREVAIL IN ALL CASES.

3. ORDER FORMATION
3.1 THE PURCHASER MAY SUBMIT PROPOSALS TO FAMEPLA DIRECTLY OR THROUGH ITS AGENTS AND REPRESENTATIVES. AN ORDER SHALL ONLY BE CONSIDERED COMPLETE AFTER FAMEPLA HAS SENT AN ORDER CONFIRMATION REFERRING TO EACH INDIVIDUAL PROPOSAL.
3.2 FAMEPLA EXPRESSLY RESERVES THE RIGHT TO EVALUATE EACH PROPOSAL AND IS NOT OBLIGED TO ACCEPT THEM.
3.3 ANY SUPPLY OFFERS MADE BY FAMEPLA TO THE PURCHASER SHALL BE CONSIDERED FINAL AND IRREVOCABLE ONLY IF THEY ARE QUALIFIED AS SUCH IN WRITING BY FAMEPLA.
3.4 THE PLACE OF CONCLUSION OF THE ORDER WILL ALWAYS BE THE FAMEPLA HEADQUARTERS, EVEN FOR ORDERS PLACED ELECTRONICALLY.

4. DELIVERY TERMS
4.1. FAMEPLA WILL DELIVER THE PRODUCTS EX WORKS (EXW INCOTERMS2010). IF REQUESTED, FAMEPLA WILL ARRANGE FOR THE TRANSPORT OF THE PRODUCTS AT THE PURCHASER'S RISK, COSTS AND EXPENSES. ANY TRANSPORT COSTS INCURRED BY FAMEPLA SHALL NOT AFFECT THE RISKS OF SHIPPING, WHICH SHALL REMAIN THE RESPONSIBILITY OF THE PURCHASER AT THE LATEST UPON DELIVERY OF THE PRODUCTS TO THE FIRST CARRIER.
4.2. THE DELIVERY OF THE PRODUCTS MUST TAKE PLACE WITHIN THE TIMEFRAME INDICATED IN THE ORDER, CALCULATED IN WORKING DAYS. IT IS ALSO SPECIFIED THAT DELIVERY TERMS ARE PURELY INDICATIVE AND ARE NOT ESSENTIAL TERMS AND, IN ANY CASE, DO NOT INCLUDE TRANSPORT TIMES.
4.3. UPON RECEIPT OF NOTIFICATION THAT THE GOODS ARE READY, THE PURCHASER MUST COLLECT THE PRODUCTS WITHIN A MAXIMUM OF 10 (TEN) DAYS. FAILURE TO DO SO WILL RESULT IN THE PRODUCTS BEING STORED OUTDOORS, WITH FAMEPLA BEING EXEMPT FROM ANY LIABILITY AND FORFEITURE, TO THE BENEFIT OF THE LATTER, ALL WARRANTIES AND CHARGING THE PURCHASER FOR THE HANDLING AND STORAGE COSTS INCURRED BY FAMEPLA, WHICH ALSO RESERVES THE RIGHT TO HAVE THE PRODUCTS STORED AT THE PURCHASER'S EXPENSE.
4.4. WITHIN 10 (TEN) DAYS OF NOTIFICATION THAT THE GOODS ARE READY, FAMEPLA SHALL BE ENTITLED TO ISSUE A REGULAR INVOICE.

5. COMPLAINTS
5.1. ANY COMPLAINTS REGARDING THE CONDITION OF THE PACKAGING, THE QUANTITY, THE NUMBER OR THE EXTERNAL CHARACTERISTICS OF THE PRODUCTS (APPARENT DEFECTS) MUST BE NOTIFIED TO FAMEPLA IN WRITING, UNDER PENALTY OF FORFEITURE, WITHIN 8 (EIGHT) WORKING DAYS FROM THE DATE OF RECEIPT OF THE PRODUCTS.
5.2. ANY COMPLAINTS RELATING TO DEFECTS THAT CANNOT BE IDENTIFIED BY A DILIGENT INSPECTION UPON RECEIPT (HIDDEN DEFECTS) MUST BE NOTIFIED TO FAMEPLA, UNDER PENALTY OF FORFEITURE, WITHIN 8 (EIGHT) DAYS OF THE DATE OF DISCOVERY OF THE DEFECT AND REPORTED TO FAMEPLA IN THE MANNER SET OUT IN THE CONDITIONS FOR COMPLAINTS/RETURNS.
5.3. IN NO EVENT SHALL FAMEPLA'S AGENTS, CUSTOMERS OR INTERMEDIARIES HAVE THE POWER TO REPRESENT AND BIND FAMEPLA IN RELATION TO THE PURCHASER OR OTHER THIRD PARTIES. TO THIS END, ANY COMMUNICATION RELATING TO PRODUCT FAULTS AND DEFECTS WILL BE INVALID AND INEFFECTIVE IF MADE TO FAMEPLA AGENTS, CUSTOMERS OR INTERMEDIARIES.

6. PRICES
6.1. THE PRICES OF THE PRODUCTS SHALL BE THOSE INDICATED IN FAMEPLA'S PRICE LIST IN FORCE AT THE TIME OF CONCLUSION OF THE ORDER OR, IF THE PRODUCT IS NOT INCLUDED IN THE PRICE LIST OR THE PRICE LIST IS NOT AVAILABLE, THOSE INDICATED IN THE ORDER CONFIRMATION.
6.2. UNLESS OTHERWISE AGREED, THE ABOVE PRICES SHALL BE CALCULATED EX WORKS (EXW INCOTERMS 2010). THESE PRICES DO NOT INCLUDE THE COSTS OF SPECIAL PACKAGING, SHIPPING AND TRANSPORT FROM THE FAMEPLACHE PREMISES, WHICH ARE TO BE BORNE BY THE PURCHASER. UNLESS OTHERWISE AGREED, THE PURCHASER IS ALSO RESPONSIBLE FOR ANY EXPENSES, TAXES OR DUTIES RELATED TO THE SALE OF THE PRODUCTS, INCLUDING THE COSTS OF ALL CUSTOMS FORMALITIES (SUCH AS DUTIES, TAXES AND OTHER OFFICIAL CHARGES PAYABLE FOR THE EXPORT OF THE PRODUCTS).

7. PAYMENT TERMS
7.1. IF THE PAYMENT TERMS ARE NOT SPECIFIED IN THE ORDER, THEY SHALL BE DEEMED TO BE BY BANK TRANSFER 30 DAYS FROM THE INVOICE DATE AT THE END OF THE MONTH. PAYMENT IS CONSIDERED TO HAVE BEEN MADE WHEN THE AMOUNT IS AVAILABLE TO FAMEPLA AT ITS BANK IN ITALY.
7.2. WHERE THE PARTIES HAVE AGREED ON ADVANCE PAYMENT WITHOUT FURTHER INDICATIONS, IT IS ASSUMED THAT THE ADVANCE PAYMENT REFERS TO THE FULL PRICE OF THE PRODUCTS INCLUDED IN THE SUPPLY.
7.3. WHERE THE PARTIES HAVE AGREED TO PAYMENT BY DIRECT TRANSFER, THIS MUST BE MADE BY SWIFT TRANSFER – FIXED CURRENCY IN FAVOUR OF FAMEPLA ON THE DAY THE PAYMENT IS DUE – AT THE BANK INDICATED BY FAMEPLA.
7.4. IN THE EVENT OF DELAYED PAYMENT WITH RESPECT TO THE AGREED DATE, INTEREST EQUAL TO THE MORATORIUM RATE WILL BE APPLIED TO THE PURCHASER. FAMEPLA SHALL ALSO BE REIMBURSED FOR THE COSTS INCURRED IN RECOVERING THE AMOUNTS NOT PAID ON TIME.
7.5. THE PURCHASER IS NOT AUTHORISED TO MAKE ANY DEDUCTIONS FROM THE AGREED PRICE (E.G. IN THE EVENT OF ALLEGED PRODUCT DEFECTS) WITHOUT THE PRIOR WRITTEN CONSENT OF FAMEPLA.

8. FORCE MAJEURE
8.1. BOTHTHE PURCHASER AND FAMEPLA MAY SUSPEND THE PERFORMANCE OF THEIR CONTRACTUAL OBLIGATIONS WHEN SUCH PERFORMANCE IS MADE IMPOSSIBLE OR UNREASONABLY BURDENSOME BY AN UNFORESEEABLE IMPEDIMENT BEYOND THEIR CONTROL, SUCH AS STRIKES, BOYCOTTS, LOCKOUTS, FIRES, WARS, RIOTS AND REVOLUTIONS, REQUISITIONS, EMBARGOES, POWER OUTAGES.
8.2. THE PARTY WISHING TO AVOID THE PRESENT CLAUSE MUST IMMEDIATELY NOTIFY THE OTHER PARTY IN WRITING OF THE OCCURRENCE AND CESSATION OF THE CIRCUMSTANCES OF FORCE MAJEURE.
8.3. IF THE SUSPENSION DUE TO FORCE MAJEURE LASTS MORE THAN EIGHT WEEKS, EACH PARTY SHALL HAVE THE RIGHT TO CANCEL THE ORDER, SUBJECT TO 10 DAYS' NOTICE, TO BE COMMUNICATED TO THE OTHER PARTY IN WRITING.

9. CHANGE IN THE PURCHASER'S FINANCIAL CONDITIONS
9.1. FAMEPLA SHALL BE ENTITLED TO SUSPEND THE FULFILMENT OF ITS OBLIGATIONS ARISING FROM THE SUPPLY OF THE PRODUCTS IN THE EVENT THAT THE FINANCIAL CONDITIONS OF THEPURCHASER BECOME SUCH AS TO SERIOUSLY ENDANGER THE ACHIEVEMENT OF THE CONSIDERATION, UNLESS SUITABLE GUARANTEES ARE PROVIDED.

10. APPLICABLE LAW AND JURISDICTION
10.1. THE GENERAL TERMS AND CONDITIONS OF SALE AND THE ORDERS AGREED BETWEEN FAMEPLA AND THE PURCHASER ARE GOVERNED BY ITALIAN LAW.
10.2. ANY DISPUTE RELATING TO THE INTERPRETATION, EXECUTION, BREACH OR TERMINATION OF THESE GENERAL TERMS AND CONDITIONS OF SALE SHALL BE SUBJECT TO THE JURISDICTION OF THE COURT OF VICENZA, WHICH SHALL HAVE EXCLUSIVE JURISDICTION EVEN IN THE EVENT OF CONTINENCE AND CONNECTION.

11. FINAL CLAUSES
11.1. IF ONE OF THE PARTIES FAILS TO TAKE LEGAL ACTION OR EXERCISE A RIGHT UNDER THESE GENERAL TERMS AND CONDITIONS OF SALE, SUCH CONDUCT OF ACQUIESCENCE SHALL NOT BE INTERPRETED AS A DEFINITIVE WAIVER OF THE RIGHT TO TAKE THE SAME LEGAL ACTION OR EXERCISE THE SAME RIGHT IN THE FUTURE.
11.2. THE SALE OF PRODUCTS BY FAMEPLA TO THE PURCHASER DOES NOT GIVE THE PURCHASER ANY RIGHT TO TERRITORIAL EXCLUSIVITY NOR DOES IT ALLOW THE PURCHASER TO ACT AS A DISTRIBUTOR OR DEALER FOR FAMEPLA.
11.3. ANY COMMUNICATION THAT THE PURCHASER MUST SEND TO FAMEPLA IN RELATION TO THESE GENERAL TERMS AND CONDITIONS OF SALE MUST BE SENT TO THE FOLLOWING CERTIFIED E-MAIL ADDRESS: AIACE_SRL@LEGALMAIL.IT. THE ABOVE COMMUNICATIONS SHALL BE EFFECTIVE FROM THE MOMENT OF RECEIPT BY THE RECIPIENT.

12. PRIVACY
12.1. PURSUANT TO THE PROVISIONS OF LEGISLATIVE DECREE 196/03, BY ACCEPTING THIS CONTRACT, THE PURCHASER DECLARES THAT THEY ARE AWARE OF AND EXPRESSLY AGREE THAT THEIR "PERSONAL DATA" PROVIDED (INCLUDING VERBALLY) OR ACQUIRED IN THE CONTEXT OF SALES RELATIONSHIPS IS STORED BY FAMEPLA IN ITS ARCHIVES (PAPER, COMPUTER OR TELEMATIC) AND PROCESSED IN THE CONTEXT OF FAMEPLA'S ECONOMIC ACTIVITIES FOR MANAGEMENT, LEGAL COMPLIANCE, STATISTICAL, COMMERCIAL, MARKETING, PROMOTIONAL AND CREDIT PROTECTION PURPOSES. SUCH DATA MAY ALSO BE: (A) COMMUNICATED TO COMPANIES, BODIES, CONSORTIUMS OR ASSOCIATIONS FOR THE PURPOSE OF CREDIT PROTECTION, (B) COMMUNICATED/DISSEMINATED TO SUBSIDIARIES, PARENT COMPANIES OR AFFILIATES FOR COMMERCIAL, MARKET RESEARCH, MARKETING, MANAGEMENT OR INFORMATION SYSTEM MANAGEMENT PURPOSES, OR THESE COMPANIES MAY BE GIVEN ACCESS TO THE AFOREMENTIONED ARCHIVES. IN RELATION TO THE PROCESSING OF THE ABOVE DATA, THE PURCHASER MAY EXERCISE THE RIGHTS INDICATED IN ART. 7 OF LEGISLATIVE DECREE 196/03 AND FAMEPLA IS OBLIGED TO COMMUNICATE WITHOUT DELAY WHAT IS REQUIRED UNDER THE SAME ARTICLE. THE DATA CONTROLLER IS FAMEPLA IN THE PERSON OF ITS PRO-TEMPORE LEGAL REPRESENTATIVE. THE DATA MAY BE PROCESSED AT THE COMPANY'S HEADQUARTERS OR AT THE TAX CONSULTANCY FIRMS, AS WELL AS AT THE OFFICES OF ANY OTHER PROFESSIONALS WHO HAVE BEEN ENTRUSTED WITH THE PROCESSING OF ACCOUNTING AND OTHER RELATED MATTERS.

CCT25EN01

FAMEPLA
MORE THAN EFFICIENCY

FAMEPLA s.r.l.

Via Asolana, 28/F
31017 Pieve del Grappa (TV) - Italia
Tel +39 0423 930700
info@fameplastorage.com
www.fameplastorage.com

A brand of: i'M